



# SC Annual School Report Card Summary

**HOMELAND PARK ELEMENTARY**  
**Anderson 5**  
**Grades: K-5** Enrollment: 292  
**Principal: Gregory W. Sweet**  
**Superintendent: Betty T Bagley**  
**Board Chair: Mr. Al Norris Jr.**

## PERFORMANCE

Comprehensive detail, including definitions of ratings, performance criteria, and explanations of status, is available on [www.ed.sc.gov](http://www.ed.sc.gov) and [www.eoc.sc.gov](http://www.eoc.sc.gov) as well as school and school district websites. Printed versions are available from school districts upon request.

YEAR	ABSOLUTE RATING	GROWTH RATING	PALMETTO GOLD AND SILVER AWARD		AYP STATUS	NCLB IMPROVEMENT STATUS
			General Performance	Closing the Gap		
2011	Average	Average	TBD	TBD	Not Met	N/A
2010	Average	Average	N/A	N/A	Met	N/A
2009	Average	Good	Silver	N/A	Met	NI-DELAY

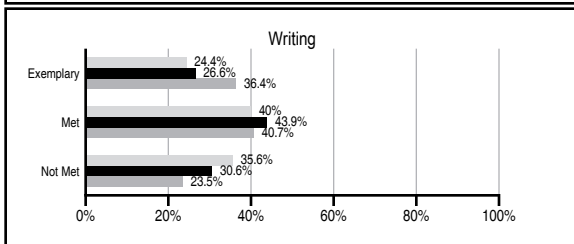
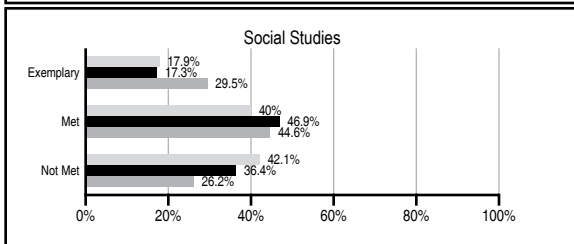
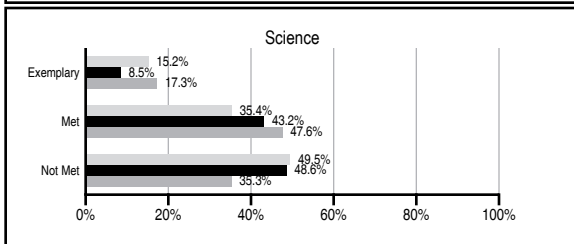
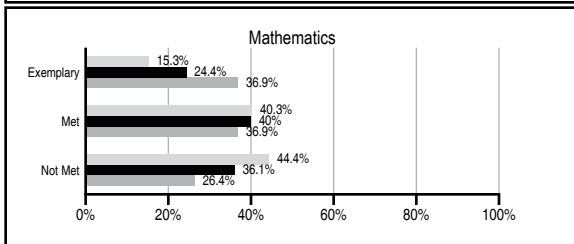
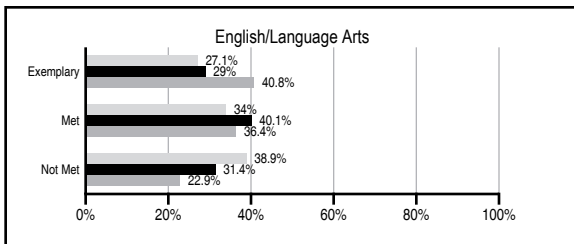
## ABSOLUTE RATINGS OF ELEMENTARY SCHOOLS WITH STUDENTS LIKE OURS\*

EXCELLENT	GOOD	AVERAGE	BELOW AVERAGE	AT-RISK
3	9	107	40	14

\* Ratings are calculated with data available by 11/09/2011. Schools with Students Like Ours are Elementary Schools with Poverty Indices of no more than 5% above or below the index for this school.

## PASS PERFORMANCE

Our School
  Elementary Schools with Students Like Ours
  Elementary schools statewide



## NAEP PERFORMANCE\*

\* Performance reported for SC and nation, data not available at school level. Percentages at NAEP Achievement Levels.



## SC PERFORMANCE VISION

*By 2020 all students will graduate with the knowledge and skills necessary to compete successfully in the global economy, participate in a democratic society and contribute positively as members of families and communities.*

### Abbreviations Key

N/A Not Applicable N/AV Not Available N/C Not Collected N/R Not Reported I/S Insufficient Sample TBD To be determined

NI Newly Identified CSI Continuing School Improvement CA Corrective Action RP Plan to Restructure R Restructure DELAY School Improvement Status HOLD School Improvement Status

# HOMELAND PARK ELEMENTARY [Anderson 5]

## SCHOOL PROFILE

	Our School	Change from Last Year	Elementary Schools with Students Like Ours	Median Elementary School
<b>Students (n=292)</b>				
Retention rate	0.3%	No Change	1.5%	1.1%
Attendance rate	95.9%	Down from 99.9%	95.9%	96.2%
Served by gifted and talented program	8.2%	Down from 14.4%	6.9%	13.4%
With disabilities other than speech	5.1%	Down from 7.8%	4.5%	4.1%
Older than usual for grade	0.0%	No Change	0.5%	0.3%
Out-of-school suspensions or expulsions for violent and/or criminal offenses	0.0%	No Change	0.0%	0.0%
<b>Teachers (n=25)</b>				
Teachers with advanced degrees	56.0%	Up from 46.4%	60.9%	62.5%
Continuing contract teachers	88.0%	Down from 89.3%	83.3%	88.2%
Teachers returning from previous year	80.1%	Down from 86.4%	85.6%	87.8%
Teacher attendance rate	96.2%	Up from 94.1%	95.1%	95.2%
Average teacher salary*	\$42,655	Down 4.3%	\$45,436	\$46,773
Classes not taught by highly qualified teachers	0.0%	No Change	0.0%	0.0%
Professional development days/teacher	9.0 days	Up from 8.1 days	10.2 days	10.5 days
<b>School</b>				
Principal's years at school	3.0	Up from 2.0	3.0	4.0
Student-teacher ratio in core subjects	16.1 to 1	Down from 16.4 to 1	18.2 to 1	19.9 to 1
Prime instructional time	91.7%	Down from 93.8%	90.0%	90.4%
Opportunities in the arts	Good	No Change	Good	Good
SACS accreditation	Yes	No Change	Yes	Yes
Parents attending conferences	99.4%	Up from 97.5%	100.0%	100.0%
Character development program	Good	No Change	Excellent	Excellent
Dollars spent per pupil**	\$9,170	Down 2.2%	\$8,016	\$7,447
Percent of expenditures for instruction**	66.1%	Up from 65.7%	68.0%	68.4%
Percent of expenditures for teacher salaries**	62.1%	Down from 64.1%	64.7%	65.8%
% of AYP objectives met	76.5%	Down from 100.0%	76.9%	90.5%

\* Length of contract = 185+ days.

\*\* Prior year audited financial data available.

## EVALUATION RESULTS

	Teachers	Students*	Parents*
Number of surveys returned	24	43	17
Percent satisfied with learning environment	45.8%	83.7%	75.0%
Percent satisfied with social and physical environment	50.0%	81.4%	64.7%
Percent satisfied with school-home relations	34.8%	74.4%	82.4%

\*Only students at the highest elementary school grade level at this school and their parents were included.

## REPORT OF PRINCIPAL AND SCHOOL IMPROVEMENT COUNCIL

The Homeland Park community is located on the southern most part of Anderson County. It is a small community that has a rich heritage. The community has seen industrial growth with the building of new businesses and industries. The school is fortunate to be located in the heart of this community and growth. The recent renovation of the school allows it to be a part of the positive changes. In the 2011-2012 school year, the students will return to a building that will exceed their learning needs with all of the new changes that have been made. All of the classrooms have been renovated and there have been four additional classrooms added. The students will also have a new computer lab, art room, science lab, and music room. Safety is always the number one priority around the school. The renovation has provided the opportunity to create one entrance for visitors to enter the school. This will increase the security of the building and students.

District Five instructional leaders have been enhancing the Anderson Five Approved Curriculum. Teachers assisted with these enhancements and participated in training to become proficient in teaching the enhanced curriculum. Teachers were given the opportunity to attend training during Anderson Five's Summer Institute. Much of the focus of this training was on math and English Language Arts. There was also training on the Core Curriculum. Educators across the country and countries around the world have joined together to develop educational standards that will allow for appropriate benchmarks for all students, regardless of where they live within the United States. These efforts will better serve our students in the classroom.

Homeland Park Elementary will further serve the students by providing the teachers with tools and strategies to support their lessons. The school uses Thinking Maps that provide students with eight graphic organizers that address the different fundamental thinking processes. An additional tool will be added to this program called Write from the Beginning. One key component of this program is that it teaches students to self-assess their writing and articulate a plan for improvement. The school has a morning re-teach program where students are provided help in areas of weaknesses that were determined using MAP RIT scores, benchmark results, and PASS. Grouping students with similar academic challenges allows for more in-depth lessons and smaller groups. The students will have an opportunity to receive further assistance in an afternoon homework program. The teachers and students also have classrooms that have state of the art technology. The future is bright for Homeland Park Elementary because of our teachers and the continued support of the community and Anderson School District Five.

Gregory W. Sweet, Principal  
Tanya Vaughn, School Improvement Council Chair

Comprehensive detail, including definitions of ratings, performance criteria, and explanations of status, is available on [www.ed.sc.gov](http://www.ed.sc.gov) and [www.eoc.sc.gov](http://www.eoc.sc.gov) as well as school and school district websites.

Printed versions are available from school districts upon request.

### Abbreviations Key

N/A Not Applicable N/AV Not Available N/C Not Collected N/R Not Reported I/S Insufficient Sample TBD To be determined  
NI Newly Identified CSI Continuing School Improvement CA Corrective Action RP Plan to Restructure R Restructure DELAY School Improvement Status HOLD School Improvement Status