



SC Annual School Report Card Summary

CONCORD ELEMENTARY
Anderson 5
Grades: K-5 Enrollment: 775
Principal: Beryl C. Barclay
Superintendent: Betty T Bagley
Board Chair: Mr. Al Norris Jr.

PERFORMANCE

Comprehensive detail, including definitions of ratings, performance criteria, and explanations of status, is available on www.ed.sc.gov and www.eoc.sc.gov as well as school and school district websites. Printed versions are available from school districts upon request.

YEAR	ABSOLUTE RATING	GROWTH RATING	PALMETTO GOLD AND SILVER AWARD		AYP STATUS	NCLB IMPROVEMENT STATUS
			General Performance	Closing the Gap		
2011	Excellent	Excellent	TBD	TBD	Met	N/A
2010	Excellent	Excellent	Gold	N/A	Met	N/A
2009	Excellent	Excellent	Gold	Gold	Met	N/A

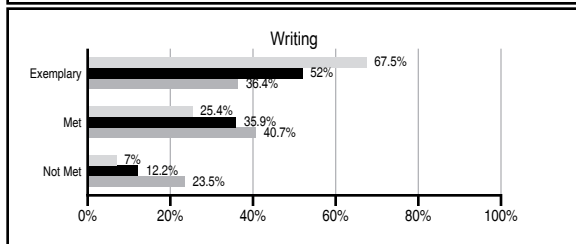
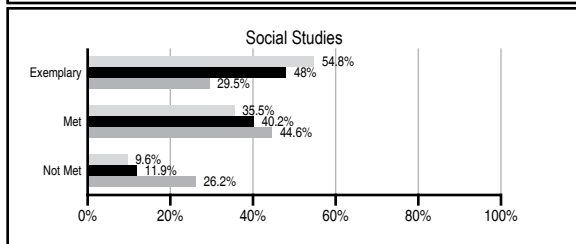
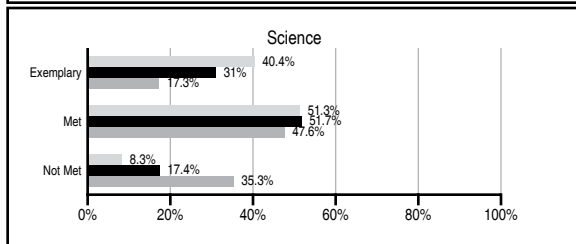
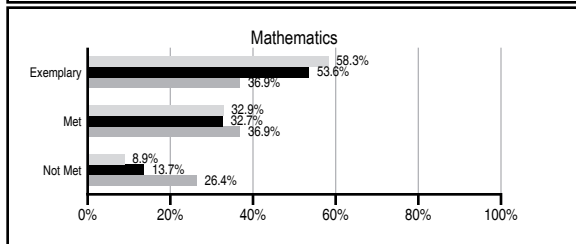
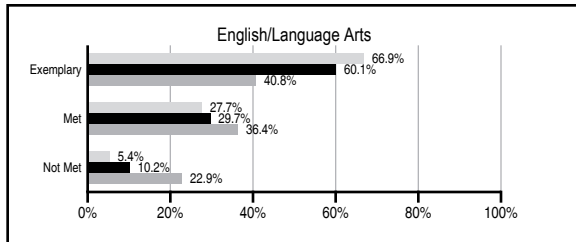
ABSOLUTE RATINGS OF ELEMENTARY SCHOOLS WITH STUDENTS LIKE OURS*

EXCELLENT	GOOD	AVERAGE	BELOW AVERAGE	AT-RISK
22	2	0	0	0

* Ratings are calculated with data available by 11/09/2011. Schools with Students Like Ours are Elementary Schools with Poverty Indices of no more than 5% above or below the index for this school.

PASS PERFORMANCE

Our School
 Elementary Schools with Students Like Ours
 Elementary schools statewide



NAEP PERFORMANCE*

* Performance reported for SC and nation, data not available at school level. Percentages at NAEP Achievement Levels.



SC PERFORMANCE VISION

By 2020 all students will graduate with the knowledge and skills necessary to compete successfully in the global economy, participate in a democratic society and contribute positively as members of families and communities.

Abbreviations Key

N/A Not Applicable N/AV Not Available N/C Not Collected N/R Not Reported I/S Insufficient Sample TBD To be determined

NI Newly Identified CSI Continuing School Improvement CA Corrective Action RP Plan to Restructure R Restructure DELAY School Improvement Status HOLD School Improvement Status

CONCORD ELEMENTARY [Anderson 5]

SCHOOL PROFILE

	Our School	Change from Last Year	Elementary Schools with Students Like Ours	Median Elementary School
Students (n=775)				
Retention rate	1.5%	Down from 2.2%	0.7%	1.1%
Attendance rate	96.7%	Down from 99.9%	96.7%	96.2%
Served by gifted and talented program	41.2%	Up from 32.8%	28.8%	13.4%
With disabilities other than speech	2.9%	Down from 6.1%	2.8%	4.1%
Older than usual for grade	1.1%	Down from 1.3%	0.2%	0.3%
Out-of-school suspensions or expulsions for violent and/or criminal offenses	0.0%	No Change	0.0%	0.0%
Teachers (n=52)				
Teachers with advanced degrees	61.5%	Up from 54.9%	64.6%	62.5%
Continuing contract teachers	98.1%	Up from 94.1%	91.7%	88.2%
Teachers returning from previous year	93.5%	Up from 89.2%	90.9%	87.8%
Teacher attendance rate	94.5%	Up from 93.3%	95.4%	95.2%
Average teacher salary*	\$46,322	Down 2.6%	\$48,222	\$46,773
Classes not taught by highly qualified teachers	0.0%	No Change	0.0%	0.0%
Professional development days/teacher	10.4 days	Up from 8.1 days	9.0 days	10.5 days
School				
Principal's years at school	5.0	Up from 4.0	3.3	4.0
Student-teacher ratio in core subjects	20.6 to 1	Up from 19.4 to 1	21.4 to 1	19.9 to 1
Prime instructional time	90.8%	Down from 92.7%	91.5%	90.4%
Opportunities in the arts	Good	Down from Excellent	Good	Good
SACS accreditation	Yes	No Change	Yes	Yes
Parents attending conferences	99.7%	Down from 100.0%	100.0%	100.0%
Character development program	Excellent	No Change	Excellent	Excellent
Dollars spent per pupil**	\$6,246	Down 5.6%	\$6,753	\$7,447
Percent of expenditures for instruction**	72.7%	Up from 71.9%	69.3%	68.4%
Percent of expenditures for teacher salaries**	72.0%	Up from 70.8%	68.0%	65.8%
% of AYP objectives met	100.0%	No Change	95.5%	90.5%

* Length of contract = 185+ days.

** Prior year audited financial data available.

EVALUATION RESULTS

	Teachers	Students*	Parents*
Number of surveys returned	50	113	68
Percent satisfied with learning environment	98.0%	89.3%	89.6%
Percent satisfied with social and physical environment	98.0%	88.4%	89.4%
Percent satisfied with school-home relations	100.0%	91.2%	85.1%

*Only students at the highest elementary school grade level at this school and their parents were included.

REPORT OF PRINCIPAL AND SCHOOL IMPROVEMENT COUNCIL

In 2010-11, Concord Elementary School served approximately 760 students in kindergarten through grade five and one class of self-contained PMD students. In addition to the core academic program, a standards-based curriculum, the school offers a full range of related arts, media services, counseling, and family therapy, as well as extracurricular activities such as Math Club, Spanish Club, Art Club, Volley Ball Club, choral music opportunities, reading incentive programs, computer assisted instruction, and service learning opportunities such as United Way, Relay for Life, and Anderson Interfaith Ministries.

Concord's greatest strengths lie in excellent student achievement and outstanding community involvement. Test scores are among the highest in the district. An active PTA assists with festivals, auctions, class projects, and had over 18,000 volunteer hours in 2010-11. Among the school's successes are a strong mentoring/tutoring program, an art show, and an annual school wide writing program including Writers' Guild and a publishing center, a fifth grade exhibition, a wide variety of opportunities for teacher training in best practices, and a completion of 42 years of SACS accreditation. As an International Baccalaureate World School, Concord's dedicated staff has written curriculum using inquiry based instruction, while following District Five's Approved Curriculum. Concord teachers provide challenging and strenuous instruction and support it with a vast array of teaching resources, programs, and strategies. The teachers use a variety of assessments and data to drive instruction. Some examples are formative and summative assessments to accompany the units of instruction in the Program of Inquiry and MAP tests for students in Grades K-5, DIBELS assessment for students in kindergarten through Grade 2 for Early Reading Interventions, and DRA tests to determine reading levels for guided reading instruction used with the Balanced Literacy Model.

The school's constant challenge is to ensure that ALL students demonstrate competency in reading, writing, math, science, and social studies as well as problem-solving strategies, that they are regular in attendance, and that they demonstrate the qualities to be responsible, respectful, and caring citizens.

Concord is known for its tradition of excellence, and in the last several years, the school has been recognized as a Palmetto's Finest, a Flagship School of Promise, a Red Carpet, and an International Baccalaureate Primary Years Programme School. Concord has received the following awards: Exemplary Writing Award and Palmetto Gold (ten consecutive years).

Through the efforts of capable and eager students, an excellent faculty and staff, committed and involved parents, and the support of the community at large, Concord Elementary School is Continuing a Tradition of Excellence. Beryl C. Barclay, Principal
Pam Salemi, School Improvement Chair

Comprehensive detail, including definitions of ratings, performance criteria, and explanations of status, is available on www.ed.sc.gov and www.eoc.sc.gov as well as school and school district websites.

Printed versions are available from school districts upon request.

Abbreviations Key

N/A Not Applicable N/AV Not Available N/C Not Collected N/R Not Reported I/S Insufficient Sample TBD To be determined
NI Newly Identified CSI Continuing School Improvement CA Corrective Action RP Plan to Restructure R Restructure DELAY School Improvement Status HOLD School Improvement Status