



SC Annual School Report Card Summary

CENTERVILLE ELEMENTARY
Anderson 5
Grades: K-5 Enrollment: 645
Principal: Kory Roberts
Superintendent: Betty T Bagley
Board Chair: Mr. Al Norris Jr.

PERFORMANCE

Comprehensive detail, including definitions of ratings, performance criteria, and explanations of status, is available on www.ed.sc.gov and www.eoc.sc.gov as well as school and school district websites. Printed versions are available from school districts upon request.

YEAR	ABSOLUTE RATING	GROWTH RATING	PALMETTO GOLD AND SILVER AWARD		AYP STATUS	NCLB IMPROVEMENT STATUS
			General Performance	Closing the Gap		
2011	Excellent	Good	TBD	TBD	Met	N/A
2010	Good	Excellent	Gold	Silver	Met	N/A
2009	Good	Good	Silver	N/A	Met	N/A

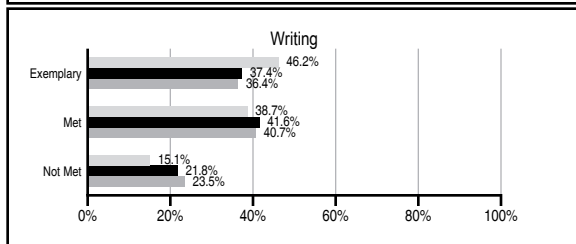
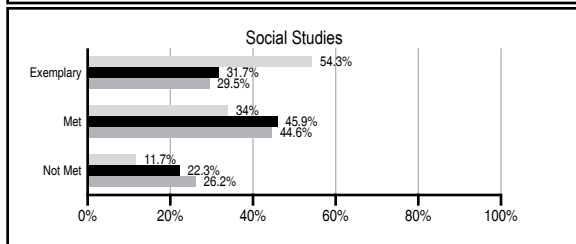
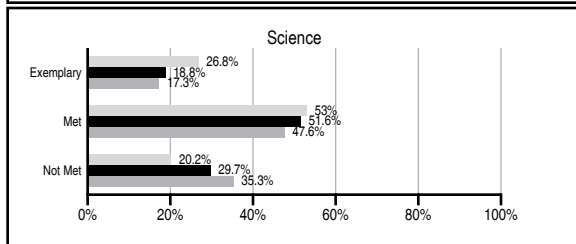
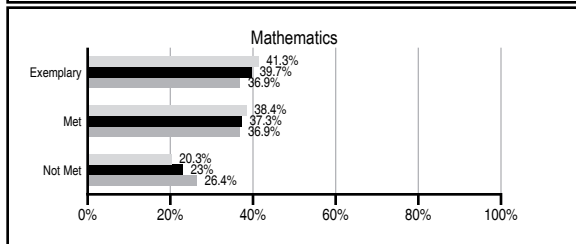
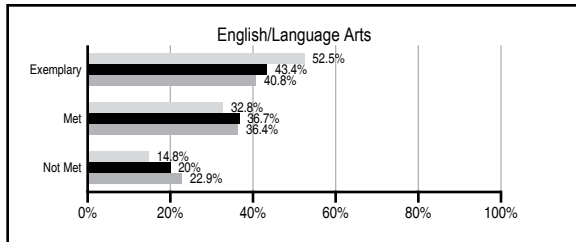
ABSOLUTE RATINGS OF ELEMENTARY SCHOOLS WITH STUDENTS LIKE OURS*

EXCELLENT	GOOD	AVERAGE	BELOW AVERAGE	AT-RISK
26	42	46	1	0

* Ratings are calculated with data available by 11/09/2011. Schools with Students Like Ours are Elementary Schools with Poverty Indices of no more than 5% above or below the index for this school.

PASS PERFORMANCE

Our School
 Elementary Schools with Students Like Ours
 Elementary schools statewide



NAEP PERFORMANCE*

* Performance reported for SC and nation, data not available at school level. Percentages at NAEP Achievement Levels.



SC PERFORMANCE VISION

By 2020 all students will graduate with the knowledge and skills necessary to compete successfully in the global economy, participate in a democratic society and contribute positively as members of families and communities.

Abbreviations Key

N/A Not Applicable N/AV Not Available N/C Not Collected N/R Not Reported I/S Insufficient Sample TBD To be determined

NI Newly Identified CSI Continuing School Improvement CA Corrective Action RP Plan to Restructure R Restructure DELAY School Improvement Status HOLD School Improvement Status

CENTERVILLE ELEMENTARY [Anderson 5]

SCHOOL PROFILE

	Our School	Change from Last Year	Elementary Schools with Students Like Ours	Median Elementary School
Students (n=645)				
Retention rate	1.1%	Down from 1.6%	1.1%	1.1%
Attendance rate	95.9%	Down from 99.9%	96.1%	96.2%
Served by gifted and talented program	24.6%	Up from 24.1%	14.4%	13.4%
With disabilities other than speech	2.9%	Down from 5.9%	4.5%	4.1%
Older than usual for grade	0.2%	Down from 0.4%	0.2%	0.3%
Out-of-school suspensions or expulsions for violent and/or criminal offenses	0.0%	No Change	0.0%	0.0%
Teachers (n=36)				
Teachers with advanced degrees	55.6%	Up from 52.5%	60.7%	62.5%
Continuing contract teachers	100.0%	Up from 90.0%	90.0%	88.2%
Teachers returning from previous year	90.6%	Down from 93.2%	88.4%	87.8%
Teacher attendance rate	94.4%	Up from 94.0%	95.2%	95.2%
Average teacher salary*	\$47,176	Down 2.8%	\$46,534	\$46,773
Classes not taught by highly qualified teachers	0.0%	No Change	0.0%	0.0%
Professional development days/teacher	6.3 days	Down from 8.5 days	10.3 days	10.5 days
School				
Principal's years at school	4.0	Up from 3.0	4.0	4.0
Student-teacher ratio in core subjects	20.0 to 1	Down from 20.2 to 1	20.2 to 1	19.9 to 1
Prime instructional time	89.7%	Down from 93.7%	90.4%	90.4%
Opportunities in the arts	Excellent	No Change	Good	Good
SACS accreditation	Yes	No Change	Yes	Yes
Parents attending conferences	100.0%	Up from 99.9%	100.0%	100.0%
Character development program	Good	Down from Excellent	Excellent	Excellent
Dollars spent per pupil**	\$5,896	Down 11.8%	\$7,010	\$7,447
Percent of expenditures for instruction**	71.2%	Up from 70.7%	68.3%	68.4%
Percent of expenditures for teacher salaries**	70.6%	Up from 69.3%	65.7%	65.8%
% of AYP objectives met	100.0%	No Change	93.8%	90.5%

* Length of contract = 185+ days.

** Prior year audited financial data available.

EVALUATION RESULTS

	Teachers	Students*	Parents*
Number of surveys returned	40	107	77
Percent satisfied with learning environment	97.4%	90.5%	81.3%
Percent satisfied with social and physical environment	100.0%	86.8%	89.5%
Percent satisfied with school-home relations	100.0%	94.4%	76.3%

*Only students at the highest elementary school grade level at this school and their parents were included.

REPORT OF PRINCIPAL AND SCHOOL IMPROVEMENT COUNCIL

Through shared decision making, a positive learning environment, and high expectations, Centerville Elementary continues to be an award-winning school. Receiving the Palmetto Silver Award for the past two years is evidence that student achievement is a top priority. We have continued this incredible journey to accelerate student learning, as shown by consistently meeting Annual Yearly Progress (AYP). We take pride in making success possible for every child.

Our academic success is directly related to using data to drive classroom instruction. We use the NWEA Measures of Academic Progress (MAP) to gather assessment data and determine the needs of individual students. This nationally-normed assessment is administered in the fall, winter, and spring. MAP data provides teachers with explicit information that helps group students for intense, hands-on instruction catered to specific areas of need. This laser-focused instruction has been an essential component of our academic success.

Students have numerous opportunities to participate in meaningful activities that reinforce learning standards and promote strong leadership skills. Some of these include Lego Robotics, Spanish Club, Garden Club, Cool Cat Chorus, Drama, Centerville Elementary News, Typing Tigers, Lunch Bunch Book Club, Running Club, Safety Patrol, and Morning Madness Computer Club.

Centerville staff, parents, community, and business partners are stakeholders that come together to ensure that all students achieve and are provided with challenging educational experiences. We share many community events, including our annual Spring Fling, Doughnuts for Dads, Muffins for Moms, Grandparent's Day, Family Fitness Event, Disability Awareness Day, Family Movie Night, Student Recognition Program, and choral productions.

The Centerville PTO provides ongoing support through mini-grants, classroom donations, and volunteerism. Our PTO Board recognizes the importance of parental involvement and they work tirelessly to recruit and involve parents in a variety of settings and activities. Effectively utilizing the skills, talents, and training of our parents and volunteers further extends our total program effectiveness. The entire Centerville family works together for the success of our students and we strive to put every child in the winner's circle.

Kory Roberts, Principal
Kevin Roper, SIC Chair

Comprehensive detail, including definitions of ratings, performance criteria, and explanations of status, is available on www.ed.sc.gov and www.eoc.sc.gov as well as school and school district websites.

Printed versions are available from school districts upon request.

Abbreviations Key

N/A Not Applicable N/AV Not Available N/C Not Collected N/R Not Reported I/S Insufficient Sample TBD To be determined
NI Newly Identified CSI Continuing School Improvement CA Corrective Action RP Plan to Restructure R Restructure DELAY School Improvement Status HOLD School Improvement Status