



SC Annual School Report Card Summary

TOWNVILLE ELEMENTARY
Anderson 4

Grades: PK-6

Enrollment: 281

Principal: Denise B. Fredericks

Superintendent: Dr. Lee D'Andrea

Board Chair: Dr. Ken Lindsey

PERFORMANCE

Comprehensive detail, including definitions of ratings, performance criteria, and explanations of status, is available on www.ed.sc.gov and www.eoc.sc.gov as well as school and school district websites. Printed versions are available from school districts upon request.

YEAR	ABSOLUTE RATING	GROWTH RATING	PALMETTO GOLD AND SILVER AWARD		AYP STATUS	NCLB IMPROVEMENT STATUS
			General Performance	Closing the Gap		
2011	Excellent	Excellent	TBD	TBD	Met	N/A
2010	Excellent	Excellent	Gold	Gold	Met	N/A
2009	Excellent	Excellent	Gold	Gold	Met	N/A

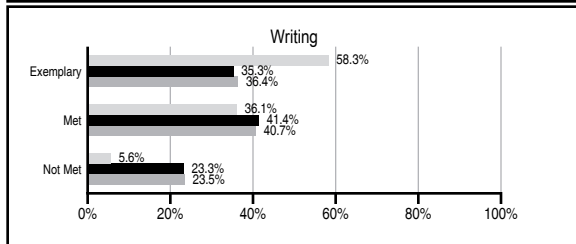
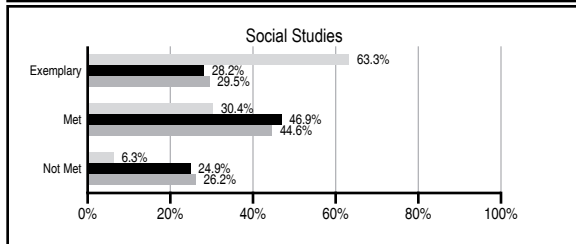
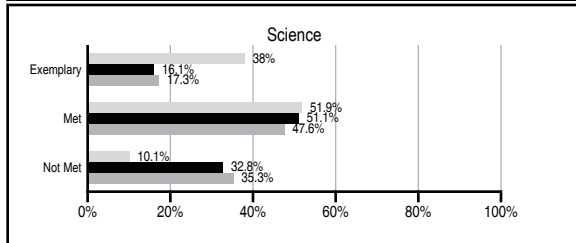
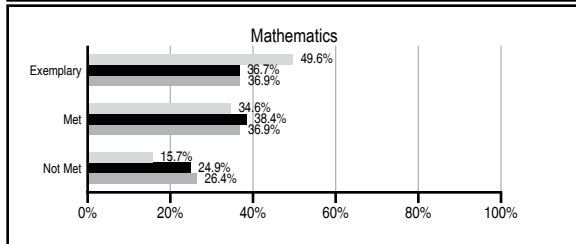
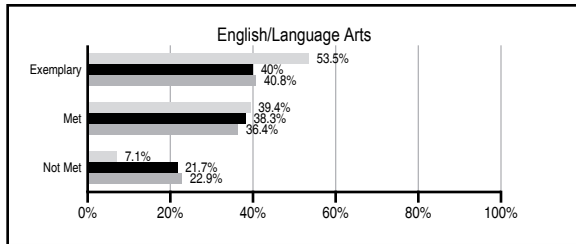
ABSOLUTE RATINGS OF ELEMENTARY SCHOOLS WITH STUDENTS LIKE OURS*

EXCELLENT	GOOD	AVERAGE	BELOW AVERAGE	AT-RISK
16	35	69	3	0

* Ratings are calculated with data available by 11/09/2011. Schools with Students Like Ours are Elementary Schools with Poverty Indices of no more than 5% above or below the index for this school.



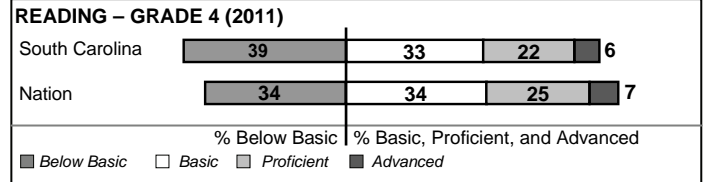
PASS PERFORMANCE

Our School
 Elementary Schools with Students Like Ours
 Elementary schools statewide



NAEP PERFORMANCE*

* Performance reported for SC and nation, data not available at school level. Percentages at NAEP Achievement Levels.



SC PERFORMANCE VISION

By 2020 all students will graduate with the knowledge and skills necessary to compete successfully in the global economy, participate in a democratic society and contribute positively as members of families and communities.

Abbreviations Key

N/A Not Applicable N/AV Not Available N/C Not Collected N/R Not Reported I/S Insufficient Sample TBD To be determined

NI Newly Identified CSI Continuing School Improvement CA Corrective Action RP Plan to Restructure R Restructure DELAY School Improvement Status HOLD School Improvement Status

TOWNVILLE ELEMENTARY [Anderson 4]

SCHOOL PROFILE

	Our School	Change from Last Year	Elementary Schools with Students Like Ours	Median Elementary School
Students (n=281)				
Retention rate	2.6%	Up from 1.9%	1.1%	1.1%
Attendance rate	96.5%	Down from 99.9%	96.0%	96.2%
Served by gifted and talented program	13.4%	Up from 12.8%	13.9%	13.4%
With disabilities other than speech	4.0%	Down from 8.1%	5.2%	4.1%
Older than usual for grade	0.0%	No Change	0.2%	0.3%
Out-of-school suspensions or expulsions for violent and/or criminal offenses	0.0%	No Change	0.0%	0.0%
Teachers (n=20)				
Teachers with advanced degrees	80.0%	Up from 76.2%	60.9%	62.5%
Continuing contract teachers	90.0%	Up from 81.0%	90.6%	88.2%
Teachers returning from previous year	86.1%	Down from 89.2%	88.3%	87.8%
Teacher attendance rate	94.7%	Down from 95.4%	95.0%	95.2%
Average teacher salary*	\$49,686	Up 1.5%	\$46,767	\$46,773
Classes not taught by highly qualified teachers	0.0%	No Change	0.0%	0.0%
Professional development days/teacher	5.0 days	Down from 9.8 days	10.4 days	10.5 days
School				
Principal's years at school	7.0	Up from 6.0	4.0	4.0
Student-teacher ratio in core subjects	19.1 to 1	Up from 15.1 to 1	20.0 to 1	19.9 to 1
Prime instructional time	91.1%	Down from 95.2%	90.2%	90.4%
Opportunities in the arts	Good	No Change	Good	Good
SACS accreditation	Yes	No Change	Yes	Yes
Parents attending conferences	100.0%	No Change	100.0%	100.0%
Character development program	Excellent	Up from Good	Excellent	Excellent
Dollars spent per pupil**	\$9,105	Down 4.5%	\$7,179	\$7,447
Percent of expenditures for instruction**	63.9%	Up from 62.4%	68.1%	68.4%
Percent of expenditures for teacher salaries**	61.0%	Up from 57.3%	66.1%	65.8%
% of AYP objectives met	100.0%	No Change	92.3%	90.5%

* Length of contract = 185+ days.

** Prior year audited financial data available.

EVALUATION RESULTS

	Teachers	Students*	Parents*
Number of surveys returned	22	30	8
Percent satisfied with learning environment	100.0%	80.0%	I/S
Percent satisfied with social and physical environment	100.0%	89.3%	I/S
Percent satisfied with school-home relations	100.0%	93.3%	I/S

*Only students at the highest elementary school grade level at this school and their parents were included.

REPORT OF PRINCIPAL AND SCHOOL IMPROVEMENT COUNCIL

Townville Elementary School is a Title One School with staff members and programs in place to ensure that each child reaches his or her potential. We are committed to developing students who continuously progress academically, emotionally, socially, and physically. Each student participates in library, music, art, physical education, guidance, and computer classes. The Townville community has a strong dedication to ensuring that our students have the tools they need to achieve.

Townville's staff recognizes the importance of having meaningful data in order to make informed decisions about the direction of the instructional program to benefit our students. Based on student data, the South Carolina Department of Education awarded our school a Gold Flag for "Closing the Gap" which recognizes commendable success of students who have historically underachieved. A Gold Flag was also earned for overall student achievement. Our school was nominated as a National Distinguished Title I School in the area of student achievement for the second consecutive year in a row. Townville Elementary School is one of only five schools in South Carolina to be nominated for the 2011 National Blue Ribbon Schools Program.

Caring and dedicated volunteers are essential to enriching learning for students and assisting teachers in the classrooms. In addition to devoted PTO officers and parent volunteers, Michelin Tire Corporation (US2) is a partner with Townville in the Michelin Challenge Education program to provide our school with a faithful core of 30+ employees who visit our school each week as mentors and tutors. The PTO officers work faithfully to provide needed items for our students and teachers throughout the year. In addition, they supply student incentive celebrations for achievement, classroom supplies, and are available to assist in every way requested.

During the 2010-2011 school year, the following is a sample of what students participated in: SMART (Start Making A Reader Today) rooms in kindergarten through second grade; Reading By RIT reading block in third through sixth grade; 4K-sixth grade classrooms technology-rich with LCD projectors and smart technology; two computer labs; Readers are Leaders; Archery Club; TES Singers; before and after school activities (academic, art, music, and fitness); and band for sixth graders.

Home and school communications are enhanced through regular parent conferences, School Fusion, Parent Portal, car-side chats, PTO meetings, Thursday folders, teacher phone calls, marquee messages, and an automated School Messenger. Our school sponsors additional activities beyond the school day involving students and parents: a talent show; science, math, and literacy nights; Spring Fling; health fair; summer library hours; and cyber safety workshops. Our children benefit from the commitment which our staff and community share to ensure that they all have an opportunity to learn at higher levels. It is our duty and honor to serve them in order that they can be productive, successful, and responsible citizens now and in the future.

Denise Fredericks, Principal
Tracy Stone, SIC Chair

Comprehensive detail, including definitions of ratings, performance criteria, and explanations of status, is available on www.ed.sc.gov and www.eoc.sc.gov as well as school and school district websites.

Printed versions are available from school districts upon request.

Abbreviations Key

N/A Not Applicable N/AV Not Available N/C Not Collected N/R Not Reported I/S Insufficient Sample TBD To be determined

NI Newly Identified CSI Continuing School Improvement CA Corrective Action RP Plan to Restructure R Restructure DELAY School Improvement Status HOLD School Improvement Status