



# SC Annual School Report Card Summary

**FLAT ROCK ELEMENTARY**  
**Anderson 3**  
**Grades: PK-5** Enrollment: 408  
**Principal: Carolyn H. Brown**  
**Superintendent: Gail R. Southard**  
**Board Chair: Danny Davis**

## PERFORMANCE

Comprehensive detail, including definitions of ratings, performance criteria, and explanations of status, is available on [www.ed.sc.gov](http://www.ed.sc.gov) and [www.eoc.sc.gov](http://www.eoc.sc.gov) as well as school and school district websites. Printed versions are available from school districts upon request.

YEAR	ABSOLUTE RATING	GROWTH RATING	PALMETTO GOLD AND SILVER AWARD		AYP STATUS	NCLB IMPROVEMENT STATUS
			General Performance	Closing the Gap		
2011	Average	Average	TBD	TBD	Not Met	N/A
2010	Average	Average	N/A	N/A	Met	N/A
2009	Below Average	At-Risk	N/A	N/A	Met	N/A

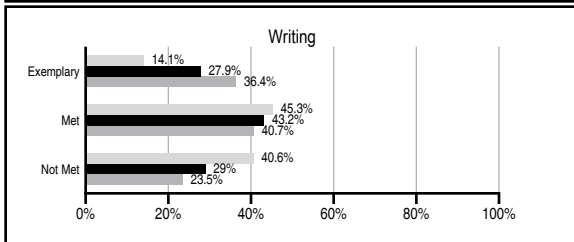
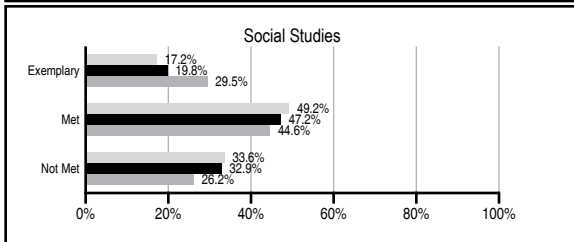
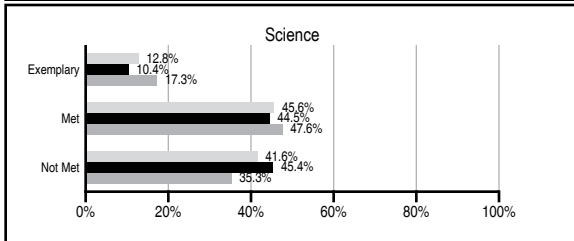
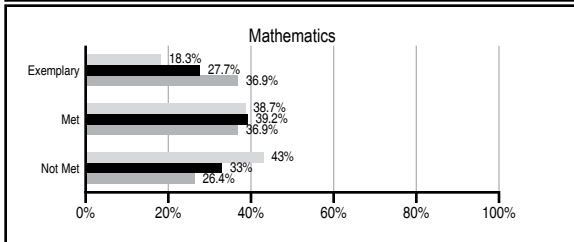
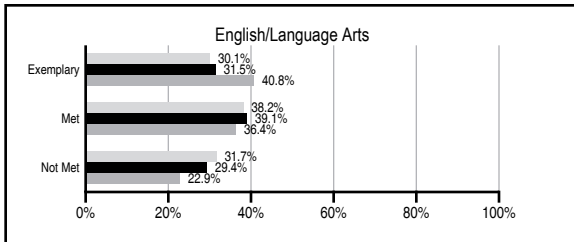
## ABSOLUTE RATINGS OF ELEMENTARY SCHOOLS WITH STUDENTS LIKE OURS\*

EXCELLENT	GOOD	AVERAGE	BELOW AVERAGE	AT-RISK
5	11	97	24	5

\* Ratings are calculated with data available by 11/09/2011. Schools with Students Like Ours are Elementary Schools with Poverty Indices of no more than 5% above or below the index for this school.

## PASS PERFORMANCE

Our School
  Elementary Schools with Students Like Ours
  Elementary schools statewide



## NAEP PERFORMANCE\*

\* Performance reported for SC and nation, data not available at school level. Percentages at NAEP Achievement Levels.



## SC PERFORMANCE VISION

*By 2020 all students will graduate with the knowledge and skills necessary to compete successfully in the global economy, participate in a democratic society and contribute positively as members of families and communities.*

### Abbreviations Key

N/A Not Applicable N/AV Not Available N/C Not Collected N/R Not Reported I/S Insufficient Sample TBD To be determined

NI Newly Identified CSI Continuing School Improvement CA Corrective Action RP Plan to Restructure R Restructure DELAY School Improvement Status HOLD School Improvement Status

# FLAT ROCK ELEMENTARY [Anderson 3]

## SCHOOL PROFILE

	Our School	Change from Last Year	Elementary Schools with Students Like Ours	Median Elementary School
<b>Students (n=408)</b>				
Retention rate	1.0%	Down from 1.2%	1.4%	1.1%
Attendance rate	96.3%	Up from 95.8%	95.9%	96.2%
Served by gifted and talented program	6.9%	Down from 10.8%	8.6%	13.4%
With disabilities other than speech	4.4%	Down from 9.7%	4.5%	4.1%
Older than usual for grade	0.3%	Down from 0.9%	0.5%	0.3%
Out-of-school suspensions or expulsions for violent and/or criminal offenses	0.0%	No Change	0.0%	0.0%
<b>Teachers (n=28)</b>				
Teachers with advanced degrees	64.3%	Up from 53.6%	60.8%	62.5%
Continuing contract teachers	89.3%	Up from 85.7%	85.7%	88.2%
Teachers returning from previous year	N/A	N/A	86.3%	87.8%
Teacher attendance rate	94.0%	Down from 95.6%	95.1%	95.2%
Average teacher salary*	\$44,701	Up 0.6%	\$45,765	\$46,773
Classes not taught by highly qualified teachers	0.0%	No Change	0.0%	0.0%
Professional development days/teacher	24.9 days	Up from 11.4 days	10.1 days	10.5 days
<b>School</b>				
Principal's years at school	3.0	Up from 2.0	4.0	4.0
Student-teacher ratio in core subjects	17.6 to 1	Down from 17.7 to 1	18.4 to 1	19.9 to 1
Prime instructional time	89.7%	Down from 90.6%	90.0%	90.4%
Opportunities in the arts	Good	No Change	Good	Good
SACS accreditation	Yes	No Change	Yes	Yes
Parents attending conferences	100.0%	No Change	100.0%	100.0%
Character development program	Excellent	No Change	Excellent	Excellent
Dollars spent per pupil**	\$7,904	Up 11.8%	\$7,780	\$7,447
Percent of expenditures for instruction**	66.0%	Up from 64.1%	68.1%	68.4%
Percent of expenditures for teacher salaries**	62.2%	Up from 59.7%	64.9%	65.8%
% of AYP objectives met	73.3%	Down from 100.0%	85.7%	90.5%

\* Length of contract = 185+ days.

\*\* Prior year audited financial data available.

## REPORT OF PRINCIPAL AND SCHOOL IMPROVEMENT COUNCIL

Flat Rock Elementary School opened its doors for the third year to the students, staff, and community in August of the 2010-2011 school year. Highlights of our curriculum and school were technology, academics, fine arts, and character education. Our theme for the year was "Dive into Learning." Our school embraced Reading through a balanced literacy approach and a strong independent reading program built around Accelerated Reader. Our math instruction time per day was increased and strengthened with computer assisted instruction and a hands-on approach. Other highlights included recognition of our students and involvement of our students in extracurricular activities. Our school sponsored an addition bee, multiplication bee, and literacy and math evenings for families. Movie nights were sponsored by our PTO for the community. Our related arts program featured an art show, book fairs, food art day, drama, and chorus performances. Our guidance department sponsored a program on diversity called "Awareness: Key to Friendships" by Family Connections. Our staff, students, and families participated in the local chili cook off, Jump Rope for the Heart, and Relay for Life. Our school continues to partner with YMCA, Girl Scouts, and the Good News organization.

Our goal is to continue to move each child to reach his or her potential. Together we can make a positive difference in the future of our children. Learning and character ROCK at Flat Rock Elementary School.

Carolyn Brown, Principal  
Ashley Simpson, School Improvement Council Chairman

## EVALUATION RESULTS

	Teachers	Students*	Parents*
Number of surveys returned	31	66	52
Percent satisfied with learning environment	100.0%	89.4%	96.1%
Percent satisfied with social and physical environment	100.0%	83.3%	96.1%
Percent satisfied with school-home relations	100.0%	93.9%	94.2%

\*Only students at the highest elementary school grade level at this school and their parents were included.

Comprehensive detail, including definitions of ratings, performance criteria, and explanations of status, is available on [www.ed.sc.gov](http://www.ed.sc.gov) and [www.eoc.sc.gov](http://www.eoc.sc.gov) as well as school and school district websites.

Printed versions are available from school districts upon request.

### Abbreviations Key

N/A Not Applicable N/AV Not Available N/C Not Collected N/R Not Reported I/S Insufficient Sample TBD To be determined  
NI Newly Identified CSI Continuing School Improvement CA Corrective Action RP Plan to Restructure R Restructure DELAY School Improvement Status HOLD School Improvement Status