



SC Annual School Report Card Summary

STARR ELEMENTARY
Anderson 3
Grades: K-5 Enrollment: 380
Principal: Melissa Davis
Superintendent: Gail R. Southard
Board Chair: Danny Davis

PERFORMANCE

Comprehensive detail, including definitions of ratings, performance criteria, and explanations of status, is available on www.ed.sc.gov and www.eoc.sc.gov as well as school and school district websites. Printed versions are available from school districts upon request.

YEAR	ABSOLUTE RATING	GROWTH RATING	PALMETTO GOLD AND SILVER AWARD		AYP STATUS	NCLB IMPROVEMENT STATUS
			General Performance	Closing the Gap		
2011	Good	Good	TBD	TBD	Met	N/A
2010	Average	Average	N/A	N/A	Not Met	N/A
2009	Average	Average	N/A	N/A	Met	N/A

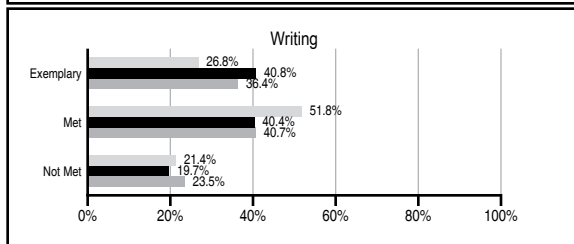
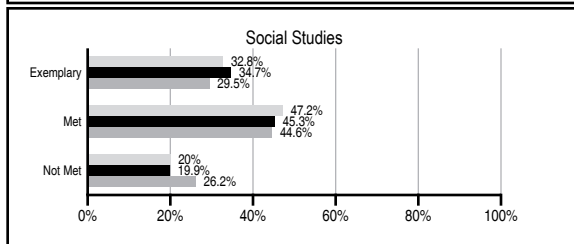
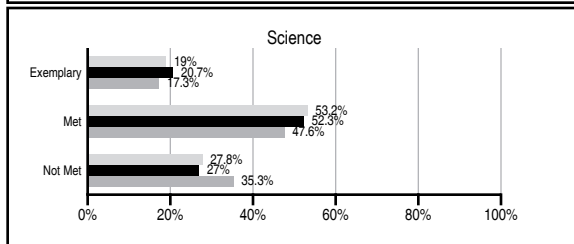
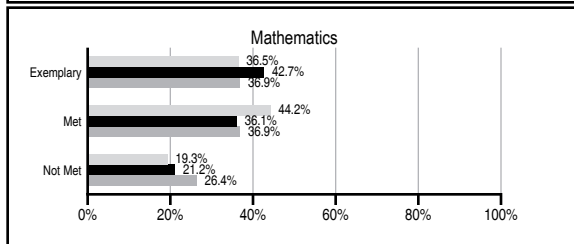
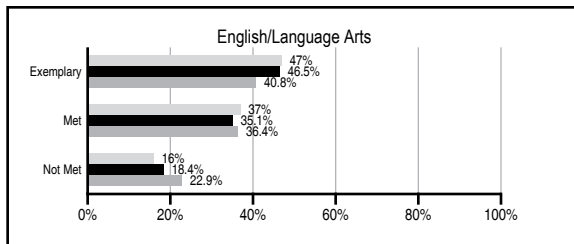
ABSOLUTE RATINGS OF ELEMENTARY SCHOOLS WITH STUDENTS LIKE OURS*

EXCELLENT	GOOD	AVERAGE	BELOW AVERAGE	AT-RISK
30	38	27	0	0

* Ratings are calculated with data available by 11/09/2011. Schools with Students Like Ours are Elementary Schools with Poverty Indices of no more than 5% above or below the index for this school.


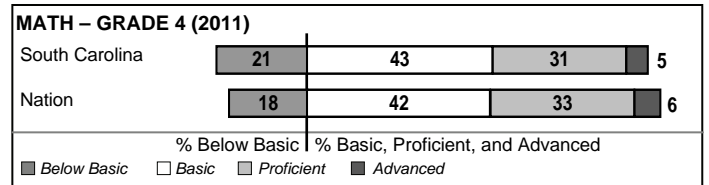
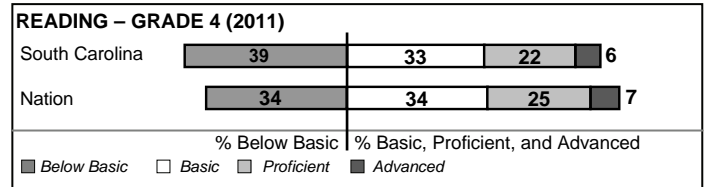
PASS PERFORMANCE

Our School
 Elementary Schools with Students Like Ours
 Elementary schools statewide



NAEP PERFORMANCE*

* Performance reported for SC and nation, data not available at school level. Percentages at NAEP Achievement Levels.



SC PERFORMANCE VISION

By 2020 all students will graduate with the knowledge and skills necessary to compete successfully in the global economy, participate in a democratic society and contribute positively as members of families and communities.

Abbreviations Key

N/A Not Applicable N/AV Not Available N/C Not Collected N/R Not Reported I/S Insufficient Sample TBD To be determined

NI Newly Identified CSI Continuing School Improvement CA Corrective Action RP Plan to Restructure R Restructure DELAY School Improvement Status HOLD School Improvement Status

STARR ELEMENTARY [Anderson 3]

SCHOOL PROFILE

	Our School	Change from Last Year	Elementary Schools with Students Like Ours	Median Elementary School
Students (n=380)				
Retention rate	1.3%	Down from 1.7%	1.1%	1.1%
Attendance rate	96.4%	Up from 96.0%	96.2%	96.2%
Served by gifted and talented program	10.4%	Down from 12.2%	18.0%	13.4%
With disabilities other than speech	5.1%	Down from 11.6%	4.1%	4.1%
Older than usual for grade	0.5%	Down from 0.9%	0.2%	0.3%
Out-of-school suspensions or expulsions for violent and/or criminal offenses	0.0%	No Change	0.0%	0.0%
Teachers (n=27)				
Teachers with advanced degrees	48.1%	Up from 46.9%	62.9%	62.5%
Continuing contract teachers	92.6%	Up from 87.5%	90.3%	88.2%
Teachers returning from previous year	82.0%	Down from 83.0%	89.4%	87.8%
Teacher attendance rate	96.1%	Up from 95.8%	95.4%	95.2%
Average teacher salary*	\$43,422	Down 1.0%	\$47,962	\$46,773
Classes not taught by highly qualified teachers	0.0%	No Change	0.0%	0.0%
Professional development days/teacher	7.0 days	Down from 10.4 days	10.9 days	10.5 days
School				
Principal's years at school	2.0	Up from 1.0	5.0	4.0
Student-teacher ratio in core subjects	18.7 to 1	Up from 15.5 to 1	20.8 to 1	19.9 to 1
Prime instructional time	91.3%	Up from 91.1%	90.4%	90.4%
Opportunities in the arts	Good	No Change	Good	Good
SACS accreditation	Yes	No Change	Yes	Yes
Parents attending conferences	97.0%	Down from 98.1%	100.0%	100.0%
Character development program	Average	Down from Excellent	Excellent	Excellent
Dollars spent per pupil**	\$8,156	Up 9.3%	\$6,913	\$7,447
Percent of expenditures for instruction**	65.4%	Up from 64.8%	68.8%	68.4%
Percent of expenditures for teacher salaries**	62.8%	Up from 62.4%	66.1%	65.8%
% of AYP objectives met	100.0%	Up from 94.1%	94.7%	90.5%

* Length of contract = 185+ days.

** Prior year audited financial data available.

EVALUATION RESULTS

	Teachers	Students*	Parents*
Number of surveys returned	28	61	61
Percent satisfied with learning environment	100.0%	82.0%	89.5%
Percent satisfied with social and physical environment	100.0%	91.8%	90.0%
Percent satisfied with school-home relations	100.0%	91.8%	83.3%

*Only students at the highest elementary school grade level at this school and their parents were included.

REPORT OF PRINCIPAL AND SCHOOL IMPROVEMENT COUNCIL

The faculty and staff at Starr Elementary are dedicated to helping each student meet and exceed their individual abilities and helping them develop to their fullest potential. Starr Elementary served 382 students in kindergarten through fifth grade during the 2010-2011 school year. There is one special education self-contained class consisting of students in third, fourth and fifth grade. Starr Elementary also housed a 3 year old and 4 year old Head Start program, which consisted of 40 students. All grade levels at Starr Elementary hold students accountable for mastering the state standards and striving for excellence as they are emerged with character building traits to help them in all facets of life.

Starr Elementary, a Red Carpet School, provides a warm, friendly, and inviting atmosphere to welcome all parents and visitors. Starr Elementary participated in AdvancEd with Anderson School District Three this year and gained accreditation by the North Central Association Commission on Accreditation and School Improvement and the Southern Association of Colleges and Schools Council on Accreditation. Starr has an all-clear status from the State Department of Education. Starr has implemented a new on-line reading and math program called Study Island this year. We also continued to utilize the ALEKS math computer program with our students. These programs allow students to work on reading and math skills at school and at home through internet access. Starr also continues to use the MAP Testing to help staff better identify the strengths and weaknesses of the curriculum. Many improvements have been made at Starr Elementary through the active involvement and teamwork of our faculty and staff, PTO members, parents and community members. Starr is very fortunate to have a very active and supportive PTO that helps foster the relationship between the school, home and community. With the involvement of the PTO, faculty, staff, and community, Starr Elementary hosted a Spring Fling, sponsored school dances, Teacher Appreciation Luncheon, organized a 5th grade end of year fun day, Santa's Workshop, supported our Box Top Drive, and assisted with Picture Day and Field Days. Many parents have volunteered numerous hours giving of their time, energy, and support to help Starr shine bright in all areas. Throughout the year, Starr conducted several pinning ceremonies to reward students with good grades, Accelerated Reader points, Terrific Kids, and good attendance. At the end of the year Starr honored our kindergarten and 5th grade students with a graduation ceremony and students 1st through 5th were honored during an Award's Ceremony for their achievements throughout the school year. Our music teacher, Tammy Bowyer was selected by the faculty as our Teacher of the Year.

Starr Elementary strives to personally touch the lives of each student. Together with our parents and community, we are dedicated to providing our students with exciting and motivating learning experiences that will make a positive impact on each child.

Melissa Davis, Principal
Sharon Mosteller, SIC Chairperson

Comprehensive detail, including definitions of ratings, performance criteria, and explanations of status, is available on www.ed.sc.gov and www.eoc.sc.gov as well as school and school district websites.

Printed versions are available from school districts upon request.

Abbreviations Key

N/A Not Applicable N/AV Not Available N/C Not Collected N/R Not Reported I/S Insufficient Sample TBD To be determined

NI Newly Identified CSI Continuing School Improvement CA Corrective Action RP Plan to Restructure R Restructure DELAY School Improvement Status HOLD School Improvement Status