



SC Annual School Report Card Summary

IVA ELEMENTARY
Anderson 3
Grades: PK-5 Enrollment: 433
Principal: J. Eric Hughes
Superintendent: Gail R. Southard
Board Chair: Danny Davis

PERFORMANCE

Comprehensive detail, including definitions of ratings, performance criteria, and explanations of status, is available on www.ed.sc.gov and www.eoc.sc.gov as well as school and school district websites. Printed versions are available from school districts upon request.

YEAR	ABSOLUTE RATING	GROWTH RATING	PALMETTO GOLD AND SILVER AWARD		AYP STATUS	NCLB IMPROVEMENT STATUS
			General Performance	Closing the Gap		
2011	Average	Average	TBD	TBD	Not Met	N/A
2010	Average	Excellent	Gold	N/A	Met	N/A
2009	Average	Average	N/A	N/A	Met	N/A

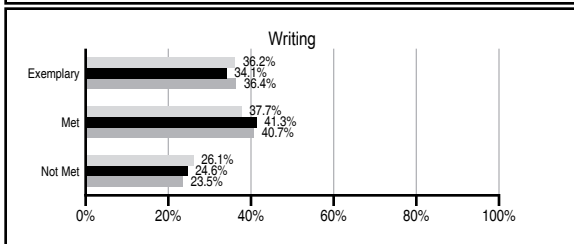
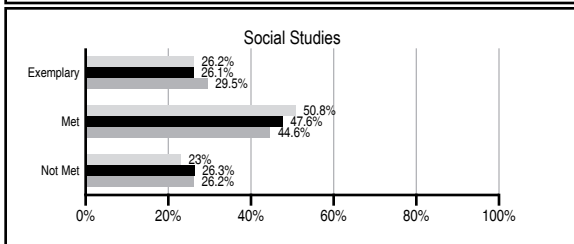
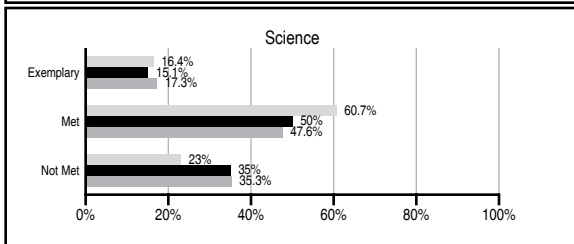
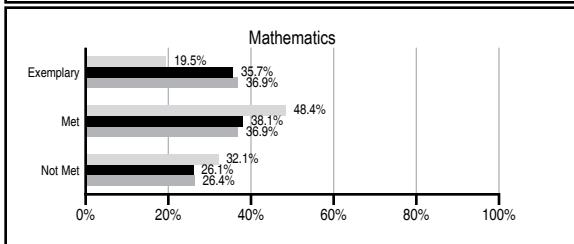
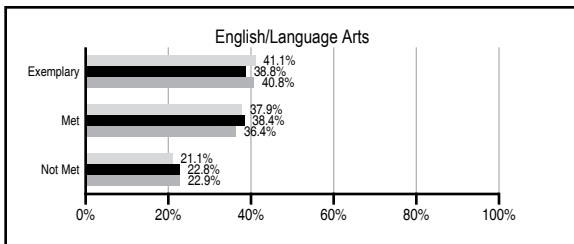
ABSOLUTE RATINGS OF ELEMENTARY SCHOOLS WITH STUDENTS LIKE OURS*

EXCELLENT	GOOD	AVERAGE	BELOW AVERAGE	AT-RISK
11	28	76	5	0

* Ratings are calculated with data available by 11/09/2011. Schools with Students Like Ours are Elementary Schools with Poverty Indices of no more than 5% above or below the index for this school.

PASS PERFORMANCE

Our School
 Elementary Schools with Students Like Ours
 Elementary schools statewide



NAEP PERFORMANCE*

* Performance reported for SC and nation, data not available at school level. Percentages at NAEP Achievement Levels.



SC PERFORMANCE VISION

By 2020 all students will graduate with the knowledge and skills necessary to compete successfully in the global economy, participate in a democratic society and contribute positively as members of families and communities.

Abbreviations Key

N/A Not Applicable N/AV Not Available N/C Not Collected N/R Not Reported I/S Insufficient Sample TBD To be determined

NI Newly Identified CSI Continuing School Improvement CA Corrective Action RP Plan to Restructure R Restructure DELAY School Improvement Status HOLD School Improvement Status

IVA ELEMENTARY [Anderson 3]

SCHOOL PROFILE

	Our School	Change from Last Year	Elementary Schools with Students Like Ours	Median Elementary School
Students (n=433)				
Retention rate	4.0%	Up from 1.5%	1.2%	1.1%
Attendance rate	96.1%	Up from 95.9%	96.0%	96.2%
Served by gifted and talented program	6.9%	Down from 8.9%	12.8%	13.4%
With disabilities other than speech	4.7%	Down from 8.2%	4.7%	4.1%
Older than usual for grade	0.9%	No Change	0.3%	0.3%
Out-of-school suspensions or expulsions for violent and/or criminal offenses	0.0%	No Change	0.0%	0.0%
Teachers (n=27)				
Teachers with advanced degrees	85.2%	Up from 76.7%	61.1%	62.5%
Continuing contract teachers	100.0%	Up from 96.7%	90.4%	88.2%
Teachers returning from previous year	83.4%	Down from 87.1%	88.1%	87.8%
Teacher attendance rate	96.4%	Up from 96.3%	95.1%	95.2%
Average teacher salary*	\$47,470	Up 2.4%	\$46,687	\$46,773
Classes not taught by highly qualified teachers	0.0%	No Change	0.0%	0.0%
Professional development days/teacher	10.4 days	Down from 10.9 days	11.2 days	10.5 days
School				
Principal's years at school	10.0	Up from 9.0	4.0	4.0
Student-teacher ratio in core subjects	20.2 to 1	Up from 18.7 to 1	19.6 to 1	19.9 to 1
Prime instructional time	91.7%	Down from 91.8%	90.2%	90.4%
Opportunities in the arts	Good	No Change	Good	Good
SACS accreditation	Yes	No Change	Yes	Yes
Parents attending conferences	100.0%	No Change	100.0%	100.0%
Character development program	Excellent	No Change	Excellent	Excellent
Dollars spent per pupil**	\$7,234	Down 3.4%	\$7,384	\$7,447
Percent of expenditures for instruction**	65.6%	Up from 63.4%	67.9%	68.4%
Percent of expenditures for teacher salaries**	61.3%	Up from 59.3%	64.8%	65.8%
% of AYP objectives met	92.3%	Down from 100.0%	92.3%	90.5%

* Length of contract = 185+ days.

** Prior year audited financial data available.

EVALUATION RESULTS

	Teachers	Students*	Parents*
Number of surveys returned	29	64	48
Percent satisfied with learning environment	100.0%	87.3%	93.8%
Percent satisfied with social and physical environment	100.0%	89.1%	95.8%
Percent satisfied with school-home relations	96.6%	90.6%	97.9%

*Only students at the highest elementary school grade level at this school and their parents were included.

REPORT OF PRINCIPAL AND SCHOOL IMPROVEMENT COUNCIL

Iva Elementary has had another busy and productive school year. The faculty and staff of Iva Elementary School are committed to serving children according to their individual needs and helping them develop to their fullest potential. At Iva Elementary, our students are held accountable for learning state standards, striving toward high achievement, and learning to respect themselves as well as others. During the 2010-2011 school year, Iva Elementary served 440 students in four year old kindergarten through fifth grade.

Iva is fully accredited by the Southern Association of Colleges and Schools and has an all-clear status from the State Department of Education. Parents and visitors are always welcome and our staff truly cares about the children in our community. MAP Testing continued at Iva Elementary this year to help staff better identify the strengths and weaknesses of our curriculum. We also continued the ALEKS On-Line Math Program this year. The best part about ALEKS MATH is it allows students to continue working with the program at home. This year Iva Elementary School was recognized with a Palmetto Gold Award from the State Department of Education. Iva Elementary received this award based on academic gains made by students on the PASS Test in 2009 - 2010. The improvements seen at Iva Elementary are made because of the team work provided by our faculty and staff, hard working students, caring parents, and a supportive community.

Iva Elementary is very fortunate to have a supportive PTO that works diligently to foster closer relations between home and school. Many parents spend hours giving of their time, energy, and resources to help Iva succeed in all areas. This year our PTO supported our Box Top Drive, assisted in the purchase of our climbing wall, staffed a booth at Iva Depot Day, donated candy for our community wide Trick-or-Treat Night, assisted with picture days, volunteered at Santa's Workshop, sponsored our school dance, supplied medals for awards day, supported our Book Fair, donated bikes to encourage students to set a goal of being on the yearly Honor Roll and recognized our staff with a luncheon during Staff Appreciation Week. Our fourth grade teacher, Mrs. Candace Stone, was selected by the faculty as our Teacher of the Year.

Iva Elementary continues to strive for school improvement on a daily basis. Our goal as professional educators, is to embrace, inspire and challenge every student every day. We are grateful for the wonderful help and support we receive.

Eric Hughes, Principal
Chairperson

Julie Brewster, SIC

Comprehensive detail, including definitions of ratings, performance criteria, and explanations of status, is available on www.ed.sc.gov and www.eoc.sc.gov as well as school and school district websites.

Printed versions are available from school districts upon request.

Abbreviations Key

N/A Not Applicable N/AV Not Available N/C Not Collected N/R Not Reported I/S Insufficient Sample TBD To be determined

NI Newly Identified CSI Continuing School Improvement CA Corrective Action RP Plan to Restructure R Restructure DELAY School Improvement Status HOLD School Improvement Status