



# SC Annual School Report Card Summary

**WRIGHT ELEMENTARY**  
 Anderson 2  
 Grades: K-6 Enrollment: 192  
 Principal: Laurie L. McCall  
 Superintendent: Thomas T. Chapman  
 Board Chair: Dr. Danny Hawkins

## PERFORMANCE

Comprehensive detail, including definitions of ratings, performance criteria, and explanations of status, is available on [www.ed.sc.gov](http://www.ed.sc.gov) and [www.eoc.sc.gov](http://www.eoc.sc.gov) as well as school and school district websites. Printed versions are available from school districts upon request.

YEAR	ABSOLUTE RATING	GROWTH RATING	PALMETTO GOLD AND SILVER AWARD		AYP STATUS	NCLB IMPROVEMENT STATUS
			General Performance	Closing the Gap		
2011	Excellent	Excellent	TBD	TBD	Met	N/A
2010	Excellent	Excellent	Gold	N/A	Met	N/A
2009	Excellent	Excellent	Gold	N/A	Met	N/A

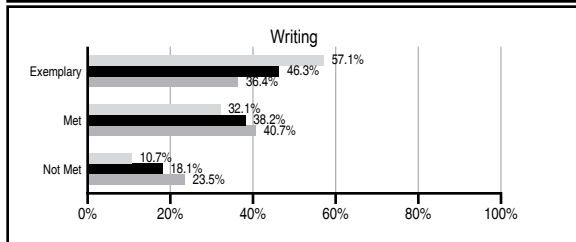
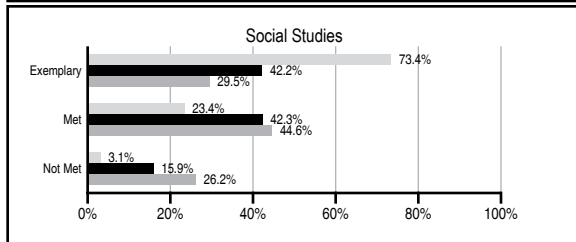
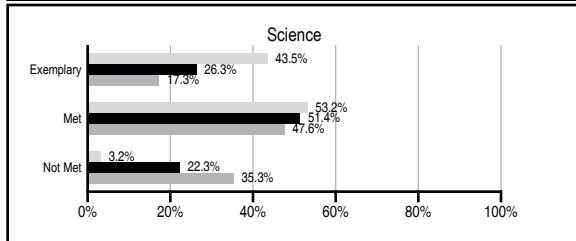
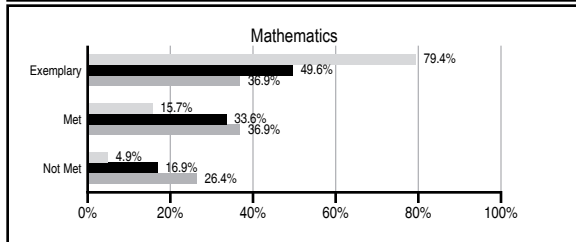
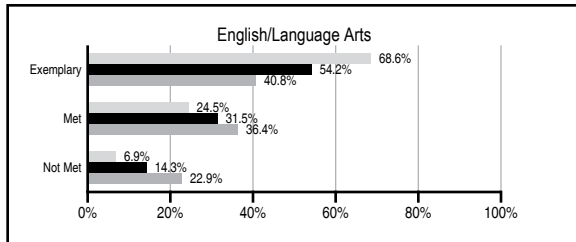
## ABSOLUTE RATINGS OF ELEMENTARY SCHOOLS WITH STUDENTS LIKE OURS\*

EXCELLENT	GOOD	AVERAGE	BELOW AVERAGE	AT-RISK
29	13	1	2	0

\* Ratings are calculated with data available by 11/09/2011. Schools with Students Like Ours are Elementary Schools with Poverty Indices of no more than 5% above or below the index for this school.

## PASS PERFORMANCE

Our School  
 Elementary Schools with Students Like Ours  
 Elementary schools statewide



## NAEP PERFORMANCE\*

\* Performance reported for SC and nation, data not available at school level. Percentages at NAEP Achievement Levels.



## SC PERFORMANCE VISION

*By 2020 all students will graduate with the knowledge and skills necessary to compete successfully in the global economy, participate in a democratic society and contribute positively as members of families and communities.*

### Abbreviations Key

N/A Not Applicable N/AV Not Available N/C Not Collected N/R Not Reported I/S Insufficient Sample TBD To be determined

NI Newly Identified CSI Continuing School Improvement CA Corrective Action RP Plan to Restructure R Restructure DELAY School Improvement Status HOLD School Improvement Status

# WRIGHT ELEMENTARY [Anderson 2]

## SCHOOL PROFILE

	Our School	Change from Last Year	Elementary Schools with Students Like Ours	Median Elementary School
<b>Students (n=192)</b>				
Retention rate	1.1%	No Change	0.8%	1.1%
Attendance rate	96.3%	Down from 98.9%	96.5%	96.2%
Served by gifted and talented program	36.2%	Up from 33.0%	22.0%	13.4%
With disabilities other than speech	1.3%	Down from 2.7%	4.7%	4.1%
Older than usual for grade	0.5%	Up from 0.0%	0.2%	0.3%
Out-of-school suspensions or expulsions for violent and/or criminal offenses	0.0%	No Change	0.0%	0.0%
<b>Teachers (n=10)</b>				
Teachers with advanced degrees	90.0%	Down from 90.9%	63.6%	62.5%
Continuing contract teachers	100.0%	Up from 90.9%	89.6%	88.2%
Teachers returning from previous year	89.6%	Down from 93.0%	87.9%	87.8%
Teacher attendance rate	97.0%	Up from 93.8%	95.4%	95.2%
Average teacher salary*	\$53,424	Up 0.4%	\$48,174	\$46,773
Classes not taught by highly qualified teachers	0.0%	No Change	0.0%	0.0%
Professional development days/teacher	18.3 days	Down from 18.4 days	9.6 days	10.5 days
<b>School</b>				
Principal's years at school	1.0	Down from 2.0	4.0	4.0
Student-teacher ratio in core subjects	17.5 to 1	Up from 16.7 to 1	21.0 to 1	19.9 to 1
Prime instructional time	92.9%	Up from 91.0%	91.2%	90.4%
Opportunities in the arts	Good	No Change	Good	Good
SACS accreditation	Yes	No Change	Yes	Yes
Parents attending conferences	100.0%	No Change	100.0%	100.0%
Character development program	Excellent	No Change	Excellent	Excellent
Dollars spent per pupil**	\$6,951	Down 6.6%	\$7,105	\$7,447
Percent of expenditures for instruction**	67.0%	Down from 67.8%	68.8%	68.4%
Percent of expenditures for teacher salaries**	63.8%	Up from 60.9%	67.8%	65.8%
% of AYP objectives met	100.0%	No Change	95.2%	90.5%

\* Length of contract = 185+ days.

\*\* Prior year audited financial data available.

## EVALUATION RESULTS

	Teachers	Students*	Parents*
Number of surveys returned	12	25	23
Percent satisfied with learning environment	100.0%	84.0%	95.5%
Percent satisfied with social and physical environment	100.0%	92.0%	95.7%
Percent satisfied with school-home relations	100.0%	76.0%	91.3%

\*Only students at the highest elementary school grade level at this school and their parents were included.

Comprehensive detail, including definitions of ratings, performance criteria, and explanations of status, is available on [www.ed.sc.gov](http://www.ed.sc.gov) and [www.eoc.sc.gov](http://www.eoc.sc.gov) as well as school and school district websites.

Printed versions are available from school districts upon request.

## REPORT OF PRINCIPAL AND SCHOOL IMPROVEMENT COUNCIL

Collaboratively, the mission of Wright Elementary School is to support a positive, safe, nurturing community by providing an engaging curriculum that fosters excellence and a love of learning. Comprised of dedicated staff members, caring parents, and hardworking students, Wright Elementary School had a tremendous school year. With the mission of excellence remaining our focus, our school earned and received an "Excellent" Absolute score as well as an "Excellent" Growth rating on the state report card qualifying us as a Palmetto Gold School once again!

"Saddle Up for Success" became our driving theme for the year... Throughout the year, book studies, professional learning communities, staff development opportunities, and peer observations allowed our faculty to continually strive to learn, grow, and maximize the effectiveness of their instruction to ensure success. Much focus was given to literacy, small group reading instruction, Six Traits Writing, math strategies to target differentiation, and technology. Family curriculum nights allowed our community to witness firsthand the love of learning experienced on a daily basis at Wright Elementary. In support of our theme, the entire faculty dressed in cowboy gear, prepared themed activities to involve students and families, and observed the excitement of learning continue to grow. Attendance for all events was outstanding!

Our culture of learning, supported by high expectations for all, challenged our students to grow and achieve at their maximum potential. Awards ceremonies throughout the year allowed students to be acknowledged for academic excellence, attendance, exemplifying positive character traits, and other special accomplishments. For the 5th consecutive year, a Wright School fifth grade student was named as the State Superintendent Writing Award winner for our district!

To promote positive character traits and positive behavior, the school continued with our PBIS initiative and implemented a "word of the month". Monthly Wright Quality Kids celebrations, Morning News Shout Outs, and classroom celebrations were enjoyed by many as they were recognized for noteworthy character! Our guidance classes also helped promote positive character as our students learned to be good citizens through a number of community service learning projects. Student leadership responsibilities such as Student Council, Safety Patrol, Media Mascots, Morning News Anchors, and members of our WEE Deliver Postal System also encouraged students to practice qualities of good character.

The SIC and PTO continued to support school improvement and community involvement with events such as our annual Fall Festival and Parents' Day Out. Each of these helped raise money for a much anticipated PTO initiative, a covered shelter for our playground! Events were enjoyed by all!

At Wright Elementary School, we are proud of our accomplishments and excited about our future!

Laurie McCall, Principal

Tammy Hanna, SIC Chair

### Abbreviations Key

N/A Not Applicable N/AV Not Available N/C Not Collected N/R Not Reported I/S Insufficient Sample TBD To be determined

NI Newly Identified CSI Continuing School Improvement CA Corrective Action RP Plan to Restructure R Restructure DELAY School Improvement Status HOLD School Improvement Status