



SC Annual School Report Card Summary

POWDERSVILLE ELEMENTARY
Anderson 1
Grades: 3-5 Enrollment: 532
Principal: Debra T. Gill
Superintendent: Dr. Wayne Fowler
Board Chair: Mr. Fred Alexander

PERFORMANCE

Comprehensive detail, including definitions of ratings, performance criteria, and explanations of status, is available on www.ed.sc.gov and www.eoc.sc.gov as well as school and school district websites. Printed versions are available from school districts upon request.

YEAR	ABSOLUTE RATING	GROWTH RATING	PALMETTO GOLD AND SILVER AWARD		AYP STATUS	NCLB IMPROVEMENT STATUS
			General Performance	Closing the Gap		
2011	Excellent	Excellent	TBD	TBD	Not Met	N/A
2010	Excellent	Excellent	Gold	Gold	Met	N/A
2009	Excellent	Good	Gold	Silver	Met	N/A

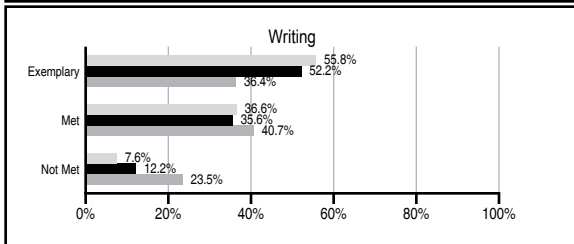
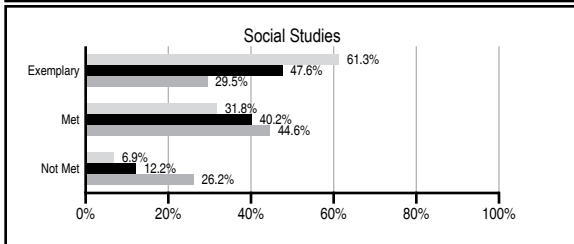
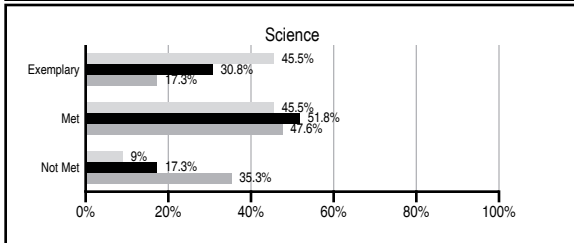
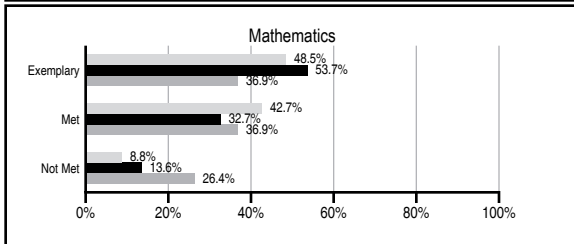
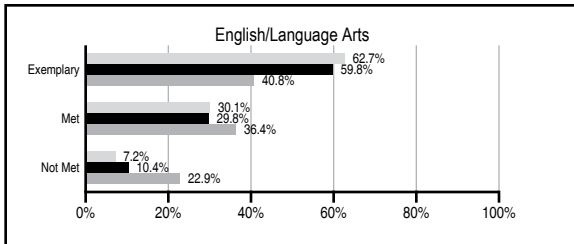
ABSOLUTE RATINGS OF ELEMENTARY SCHOOLS WITH STUDENTS LIKE OURS*

EXCELLENT	GOOD	AVERAGE	BELOW AVERAGE	AT-RISK
23	2	0	0	0

* Ratings are calculated with data available by 11/09/2011. Schools with Students Like Ours are Elementary Schools with Poverty Indices of no more than 5% above or below the index for this school.


PASS PERFORMANCE

Our School
 Elementary Schools with Students Like Ours
 Elementary schools statewide



NAEP PERFORMANCE*

* Performance reported for SC and nation, data not available at school level. Percentages at NAEP Achievement Levels.



SC PERFORMANCE VISION

By 2020 all students will graduate with the knowledge and skills necessary to compete successfully in the global economy, participate in a democratic society and contribute positively as members of families and communities.

Abbreviations Key

N/A Not Applicable N/AV Not Available N/C Not Collected N/R Not Reported I/S Insufficient Sample TBD To be determined

NI Newly Identified CSI Continuing School Improvement CA Corrective Action RP Plan to Restructure R Restructure DELAY School Improvement Status HOLD School Improvement Status

POWDERSVILLE ELEMENTARY [Anderson 1]

SCHOOL PROFILE

	Our School	Change from Last Year	Elementary Schools with Students Like Ours	Median Elementary School
Students (n=532)				
Retention rate	0.0%	No Change	0.7%	1.1%
Attendance rate	96.4%	No Change	96.6%	96.2%
Served by gifted and talented program	21.7%	Up from 17.8%	27.3%	13.4%
With disabilities other than speech	3.6%	Down from 6.6%	2.9%	4.1%
Older than usual for grade	0.0%	Down from 0.2%	0.2%	0.3%
Out-of-school suspensions or expulsions for violent and/or criminal offenses	0.0%	No Change	0.0%	0.0%
Teachers (n=34)				
Teachers with advanced degrees	52.9%	Up from 44.1%	65.6%	62.5%
Continuing contract teachers	97.1%	Up from 94.1%	91.3%	88.2%
Teachers returning from previous year	93.0%	Up from 92.9%	90.8%	87.8%
Teacher attendance rate	95.4%	Down from 95.7%	95.4%	95.2%
Average teacher salary*	\$41,004	Down 1.5%	\$48,067	\$46,773
Classes not taught by highly qualified teachers	0.0%	No Change	0.0%	0.0%
Professional development days/teacher	9.8 days	Down from 13.3 days	9.5 days	10.5 days
School				
Principal's years at school	9.0	Up from 8.0	3.5	4.0
Student-teacher ratio in core subjects	21.9 to 1	Down from 23.0 to 1	21.4 to 1	19.9 to 1
Prime instructional time	91.3%	Down from 91.9%	91.4%	90.4%
Opportunities in the arts	Good	No Change	Good	Good
SACS accreditation	Yes	No Change	Yes	Yes
Parents attending conferences	100.0%	Up from 99.5%	100.0%	100.0%
Character development program	Excellent	No Change	Excellent	Excellent
Dollars spent per pupil**	\$5,377	Down 4.5%	\$6,801	\$7,447
Percent of expenditures for instruction**	65.2%	Up from 63.0%	68.8%	68.4%
Percent of expenditures for teacher salaries**	62.5%	Up from 59.9%	67.8%	65.8%
% of AYP objectives met	90.5%	Down from 100.0%	96.8%	90.5%

* Length of contract = 185+ days.

** Prior year audited financial data available.

EVALUATION RESULTS

	Teachers	Students*	Parents*
Number of surveys returned	31	165	93
Percent satisfied with learning environment	100.0%	89.0%	95.7%
Percent satisfied with social and physical environment	100.0%	90.3%	92.5%
Percent satisfied with school-home relations	100.0%	90.2%	86.7%

*Only students at the highest elementary school grade level at this school and their parents were included.

REPORT OF PRINCIPAL AND SCHOOL IMPROVEMENT COUNCIL

The mission of the Powdersville Elementary community is to strive to promote life-long learning in every student and to ensure a positive, challenging, and safe learning environment. This mission is exemplified in our school motto, "Powdersville Elementary, P R I D E: Producing Responsible Individuals while Developing Excellence." Character Education is essential in developing responsible students. Each day a new character word is introduced by our news anchors on our student operated daily news program, WTLP. We're The Lion Pride network, and our teachers integrate those character words into their classroom instruction.

Our theme for the 2010 -2011 school year was "Camp Powdersville: Hiking to Success". The school was decorated in a camp theme, complete with a tent, kayak, and hiking trails. Each teacher's classroom became their own camp site and students were greeted with their camp assignments! Our "Wall of Pride" with examples of students exemplifying good character, our "Camper of the Month" display and our grade level displays of student work were favorites throughout the year.

Camp Powdersville worked together and achieved great things this year! We were very proud to be named as a 2010 National Blue Ribbon School, one of only five in the state! We also received the Palmetto Gold Award for both general performance and for closing the achievement gap.

Our students excelled in other areas also:
 Lt. Governor's Writing Contest 2nd place winner
 Lysol Healthy Schools Writing Contest winner
 Over \$8000 was contributed to Jump Rope for Heart
 Students/parents/staff contributed to Toys for Tots and our own Lion's Share Christmas Project which assists needy families with Christmas, Relay for Life
 Student Council sponsored Pasta for Pennies, benefiting leukemia and lymphoma research, contributing over \$5000, sent cards to soldiers, contributed to Ronald McDonald House, and supported Relay for Life
 4th and 5th grade Chorus performed for our school and area malls and nursing homes
 5th grade strings program
 Third graders went Mining for Treasures, Fourth graders enjoyed an Explorer Day, and Fifth graders experienced the Great Depression with a Hooverville Reenactment
 Powdersville Postal Pride, our school postal system which delivers mail written by students, staff, and parents with in the school
 Talent Show
 Student Running Club and Student Fun Run
 Participation in the 100 Library Books Club
 YMCA After-School Program

The support of our incredible PTO and SIC is invaluable to our school. Their volunteer and fundraising efforts are tireless and a wonderful model for our students. Our school could not be as successful without their support.

Debra T. Gill, Principal Pat Tutterow, SIC Chairperson

Comprehensive detail, including definitions of ratings, performance criteria, and explanations of status, is available on www.ed.sc.gov and www.eoc.sc.gov as well as school and school district websites.

Printed versions are available from school districts upon request.

Abbreviations Key

N/A Not Applicable N/AV Not Available N/C Not Collected N/R Not Reported I/S Insufficient Sample TBD To be determined
 NI Newly Identified CSI Continuing School Improvement CA Corrective Action RP Plan to Restructure R Restructure DELAY School Improvement Status HOLD School Improvement Status