



SC Annual School Report Card Summary

WREN ELEMENTARY
Anderson 1
Grades: PK-5 Enrollment: 595
Principal: Rhonda Rhodes
Superintendent: Dr. Wayne Fowler
Board Chair: Mr. Fred Alexander

PERFORMANCE

Comprehensive detail, including definitions of ratings, performance criteria, and explanations of status, is available on www.ed.sc.gov and www.eoc.sc.gov as well as school and school district websites. Printed versions are available from school districts upon request.

YEAR	ABSOLUTE RATING	GROWTH RATING	PALMETTO GOLD AND SILVER AWARD		AYP STATUS	NCLB IMPROVEMENT STATUS
			General Performance	Closing the Gap		
2011	Excellent	Excellent	TBD	TBD	Met	N/A
2010	Excellent	Excellent	Gold	Silver	Met	N/A
2009	Excellent	Excellent	Gold	Gold	Met	N/A

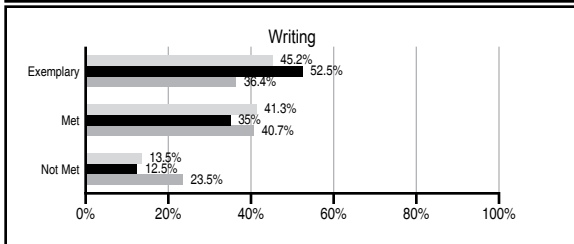
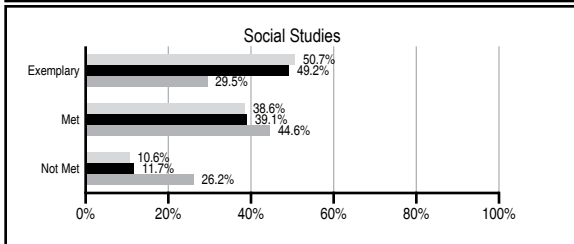
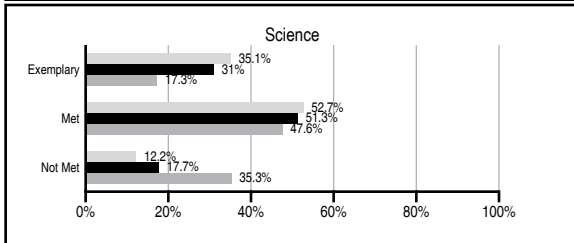
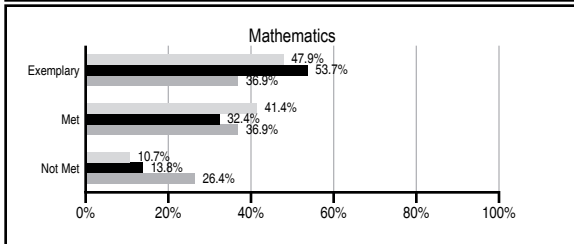
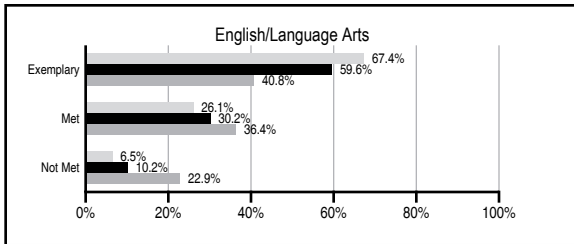
ABSOLUTE RATINGS OF ELEMENTARY SCHOOLS WITH STUDENTS LIKE OURS*

EXCELLENT	GOOD	AVERAGE	BELOW AVERAGE	AT-RISK
23	2	0	0	0

* Ratings are calculated with data available by 11/09/2011. Schools with Students Like Ours are Elementary Schools with Poverty Indices of no more than 5% above or below the index for this school.

PASS PERFORMANCE

Our School
 Elementary Schools with Students Like Ours
 Elementary schools statewide



NAEP PERFORMANCE*

* Performance reported for SC and nation, data not available at school level. Percentages at NAEP Achievement Levels.



SC PERFORMANCE VISION

By 2020 all students will graduate with the knowledge and skills necessary to compete successfully in the global economy, participate in a democratic society and contribute positively as members of families and communities.

Abbreviations Key

N/A Not Applicable N/AV Not Available N/C Not Collected N/R Not Reported I/S Insufficient Sample TBD To be determined

NI Newly Identified CSI Continuing School Improvement CA Corrective Action RP Plan to Restructure R Restructure DELAY School Improvement Status HOLD School Improvement Status

WREN ELEMENTARY [Anderson 1]

SCHOOL PROFILE

	Our School	Change from Last Year	Elementary Schools with Students Like Ours	Median Elementary School
Students (n=595)				
Retention rate	0.5%	Down from 0.9%	0.7%	1.1%
Attendance rate	97.0%	Down from 97.2%	96.7%	96.2%
Served by gifted and talented program	16.3%	Down from 20.7%	30.3%	13.4%
With disabilities other than speech	2.7%	Down from 7.6%	2.9%	4.1%
Older than usual for grade	0.0%	Down from 0.6%	0.2%	0.3%
Out-of-school suspensions or expulsions for violent and/or criminal offenses	0.0%	Down from 0.2%	0.0%	0.0%
Teachers (n=32)				
Teachers with advanced degrees	65.6%	Up from 61.8%	63.6%	62.5%
Continuing contract teachers	96.9%	Up from 91.2%	92.0%	88.2%
Teachers returning from previous year	92.2%	Up from 91.6%	91.0%	87.8%
Teacher attendance rate	96.3%	Up from 95.6%	95.4%	95.2%
Average teacher salary*	\$49,054	Down 2.6%	\$48,067	\$46,773
Classes not taught by highly qualified teachers	0.0%	No Change	0.0%	0.0%
Professional development days/teacher	5.0 days	Down from 5.6 days	9.5 days	10.5 days
School				
Principal's years at school	4.0	Up from 3.0	3.5	4.0
Student-teacher ratio in core subjects	22.2 to 1	Down from 22.5 to 1	21.4 to 1	19.9 to 1
Prime instructional time	92.6%	Up from 92.2%	91.4%	90.4%
Opportunities in the arts	Good	No Change	Good	Good
SACS accreditation	Yes	No Change	Yes	Yes
Parents attending conferences	98.7%	Down from 100.0%	100.0%	100.0%
Character development program	Excellent	No Change	Excellent	Excellent
Dollars spent per pupil**	\$6,705	Down 1.8%	\$6,568	\$7,447
Percent of expenditures for instruction**	64.9%	Down from 66.7%	68.8%	68.4%
Percent of expenditures for teacher salaries**	62.6%	Down from 63.7%	67.8%	65.8%
% of AYP objectives met	100.0%	No Change	96.8%	90.5%

* Length of contract = 185+ days.

** Prior year audited financial data available.

EVALUATION RESULTS

	Teachers	Students*	Parents*
Number of surveys returned	34	101	57
Percent satisfied with learning environment	78.8%	98.0%	87.7%
Percent satisfied with social and physical environment	100.0%	92.1%	89.3%
Percent satisfied with school-home relations	100.0%	95.0%	82.5%

*Only students at the highest elementary school grade level at this school and their parents were included.

REPORT OF PRINCIPAL AND SCHOOL IMPROVEMENT COUNCIL

Wren Elementary School is a K4-5th grade school that serves 604 students. We adopted a mission statement simple enough for every child, parent, teacher, and school community to remember: "Every Child, Every Chance, Every Day."

We are proud about the accomplishments of our students and staff during the 2009-2010 school year and we continue to strive for higher levels of success. Our school met Adequate Yearly Progress (AYP) and received the SC State Department of Education Palmetto Gold Award for our overall test scores and the Palmetto Silver Award for improving test scores in a historically underachieving group of students. Through the continued analysis of our state testing results, our classroom assessment information, and Measuring Academic Progress (MAP) data, we are able to reflect upon our instructional strategies, assessments, and programs. This analysis, along with our MAP scores consistently meeting and exceeding the district, state, and national averages, assures us that we are individualizing instruction as much as possible for our students and enables us to continually provide diagnostic instruction. Staff development continues to be a key component in our success. Our teachers have received training in various areas in order to help meet the ever-changing needs of our students. Some of these areas include Positive Behavior Intervention Support (PBIS), Technology Integration, Balanced Literacy, and Formative and Summative Assessments.

Students have opportunities above and beyond the regular school day. Our students participate in Chorus, Mad Science, ABC (American Bilingual Children) Spanish Club, Junior Technologist, Running Club, Media Helpers, Garden Club and wREnCYCLE. Our efforts from wREnCYCLE facilitated our school being named a Green School. Our Parent Teacher Organization (PTO) and School Improvement Council (SIC) continue to play an integral role in our success. Donations from the PTO helped us purchase an agenda for each student in grades first through fifth, leveled texts instructional supplies, and many other important items to benefit our children at Wren Elementary. Our first ever Wren Run provided money for our Scholastic Reading Program and individual classroom resources.

Additionally, our students have opportunities to participate in service projects. Wren Elementary helped raise money for the Pennies for Patients Program, donated socks for the Children's Shriners Hospital, hosted "Caps for Christian" in order to help a fellow student with cancer, promoted a canned food drive for our local emergency shelter and donated cleaning items with "Clean Up Drugs" during our Red Ribbon Week.

Wren Elementary School has numerous accomplishments of which we are proud. We are looking forward to enjoying our new wing and remodeling of our existing building with our district construction program as we open our doors for the 2011-2012 school year. These accomplishments are only possible because of the dedication of our staff, students, families, the greater Wren community and Anderson District One. We will continue to work together to ensure that Wren Elementary School is a place Where Everyone is a Star.

Comprehensive detail, including definitions of ratings, performance criteria, and explanations of status, is available on www.ed.sc.gov and www.eoc.sc.gov as well as school and school district websites.

Printed versions are available from school districts upon request.

Abbreviations Key

N/A Not Applicable N/AV Not Available N/C Not Collected N/R Not Reported I/S Insufficient Sample TBD To be determined

NI Newly Identified CSI Continuing School Improvement CA Corrective Action RP Plan to Restructure R Restructure DELAY School Improvement Status HOLD School Improvement Status