



# SC Annual School Report Card Summary

**SPEARMAN ELEMENTARY**  
Anderson 1

Grades: PK-5

Enrollment: 508

Principal: Jason Lesley

Superintendent: Dr. Wayne Fowler

Board Chair: Mr. Fred Alexander

## PERFORMANCE

Comprehensive detail, including definitions of ratings, performance criteria, and explanations of status, is available on [www.ed.sc.gov](http://www.ed.sc.gov) and [www.eoc.sc.gov](http://www.eoc.sc.gov) as well as school and school district websites. Printed versions are available from school districts upon request.

YEAR	ABSOLUTE RATING	GROWTH RATING	PALMETTO GOLD AND SILVER AWARD		AYP STATUS	NCLB IMPROVEMENT STATUS
			General Performance	Closing the Gap		
2011	Good	Good	TBD	TBD	Met	N/A
2010	Good	Average	N/A	N/A	Not Met	N/A
2009	Good	Average	N/A	N/A	Not Met	N/A

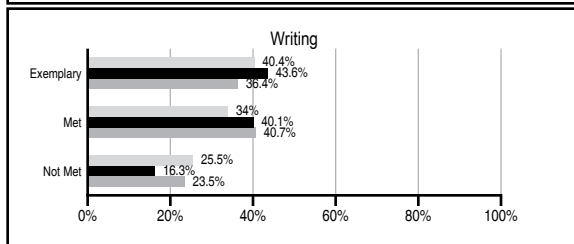
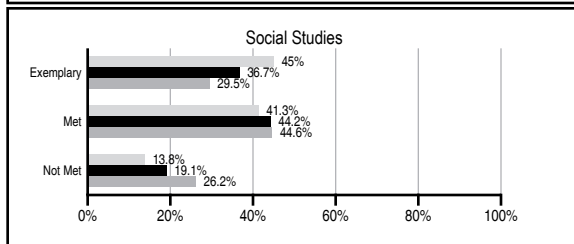
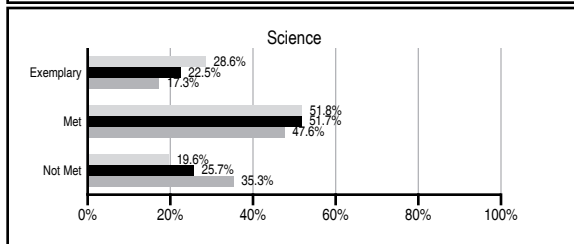
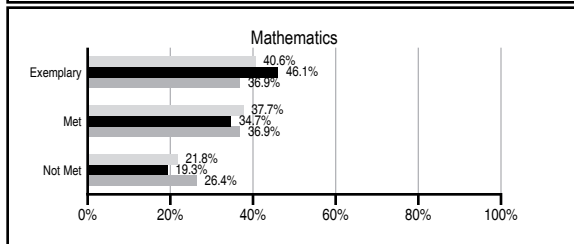
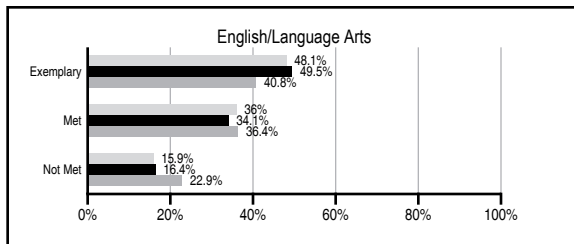
## ABSOLUTE RATINGS OF ELEMENTARY SCHOOLS WITH STUDENTS LIKE OURS\*

EXCELLENT	GOOD	AVERAGE	BELOW AVERAGE	AT-RISK
32	35	14	0	0

\* Ratings are calculated with data available by 11/09/2011. Schools with Students Like Ours are Elementary Schools with Poverty Indices of no more than 5% above or below the index for this school.

## PASS PERFORMANCE


Our School
  Elementary Schools with Students Like Ours
  Elementary schools statewide




## NAEP PERFORMANCE\*

\* Performance reported for SC and nation, data not available at school level. Percentages at NAEP Achievement Levels.

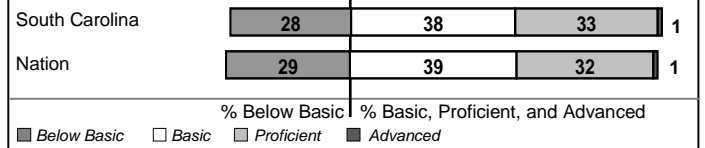
### READING – GRADE 4 (2011)



### MATH – GRADE 4 (2011)



### SCIENCE – GRADE 4 (2009)



## SC PERFORMANCE VISION

*By 2020 all students will graduate with the knowledge and skills necessary to compete successfully in the global economy, participate in a democratic society and contribute positively as members of families and communities.*

### Abbreviations Key

N/A Not Applicable N/AV Not Available N/C Not Collected N/R Not Reported I/S Insufficient Sample TBD To be determined

NI Newly Identified CSI Continuing School Improvement CA Corrective Action RP Plan to Restructure R Restructure DELAY School Improvement Status HOLD School Improvement Status

# SPEARMAN ELEMENTARY [Anderson 1]

## SCHOOL PROFILE

	Our School	Change from Last Year	Elementary Schools with Students Like Ours	Median Elementary School
<b>Students (n=508)</b>				
Retention rate	1.0%	Up from 0.4%	0.9%	1.1%
Attendance rate	96.3%	Down from 96.8%	96.2%	96.2%
Served by gifted and talented program	12.2%	Up from 10.3%	20.3%	13.4%
With disabilities other than speech	5.4%	Down from 7.8%	3.6%	4.1%
Older than usual for grade	0.2%	No Change	0.2%	0.3%
Out-of-school suspensions or expulsions for violent and/or criminal offenses	0.0%	No Change	0.0%	0.0%
<b>Teachers (n=31)</b>				
Teachers with advanced degrees	71.0%	Up from 64.5%	65.9%	62.5%
Continuing contract teachers	100.0%	Up from 93.5%	90.9%	88.2%
Teachers returning from previous year	92.2%	Up from 90.2%	90.3%	87.8%
Teacher attendance rate	94.8%	Down from 95.3%	95.0%	95.2%
Average teacher salary*	\$47,110	Down 2.4%	\$48,092	\$46,773
Classes not taught by highly qualified teachers	0.0%	No Change	0.0%	0.0%
Professional development days/teacher	9.7 days	Up from 6.3 days	11.0 days	10.5 days
<b>School</b>				
Principal's years at school	2.0	Up from 1.0	5.0	4.0
Student-teacher ratio in core subjects	20.0 to 1	Down from 21.7 to 1	20.8 to 1	19.9 to 1
Prime instructional time	90.3%	Down from 91.8%	90.2%	90.4%
Opportunities in the arts	Good	No Change	Good	Good
SACS accreditation	Yes	No Change	Yes	Yes
Parents attending conferences	99.1%	Down from 100.0%	100.0%	100.0%
Character development program	Excellent	No Change	Excellent	Excellent
Dollars spent per pupil**	\$6,539	Up 7.4%	\$7,127	\$7,447
Percent of expenditures for instruction**	69.8%	Up from 68.0%	68.8%	68.4%
Percent of expenditures for teacher salaries**	66.9%	Up from 64.4%	66.6%	65.8%
% of AYP objectives met	100.0%	Up from 89.5%	94.7%	90.5%

\* Length of contract = 185+ days.

\*\* Prior year audited financial data available.

## EVALUATION RESULTS

	Teachers	Students*	Parents*
Number of surveys returned	26	93	39
Percent satisfied with learning environment	96.0%	93.5%	94.9%
Percent satisfied with social and physical environment	96.2%	90.3%	92.1%
Percent satisfied with school-home relations	92.3%	93.5%	89.7%

\*Only students at the highest elementary school grade level at this school and their parents were included.

## REPORT OF PRINCIPAL AND SCHOOL IMPROVEMENT COUNCIL

Our mission at Spearman Elementary School is to be committed to being our B.E.S.T. every day for every student.

B- Being effective with instruction.

E- Excelling in all we do.

S – Supplying students with a safe environment.

T – Treating all children with love and respect.

Our incredible staff continued to work passionately to make sure every student was successful. Using the Response to Intervention (RTI) program ensures that each student receives every opportunity and strategy to be a successful learner. We are committed to meeting the needs of all students at Spearman by analyzing data from PASS Testing, MAP (Measures of Academic Progress), and Fountas and Pinnell reading levels, along with formal and informal assessments. We use data to guide our instruction throughout the year.

Just as with our instruction, Spearman has also continued to provide many other ways to make sure every student's and family's time here at Spearman is meaningful and successful.

School Events – Red Ribbon Week, Children's Book Week, Variety Show, Family Literacy Night, Chorus, Grade-Level Musicals, Jump Rope for Heart, Monthly Character Education, Reading Goal Celebrations, Field Day, Academic Pep Rallies, Honor Roll/Perfect Attendance Recognitions, Awards Day, Graduation, Toys for Tots, State Superintendent's Writing Contest, Field Trips, Family Nights, Fifth Grade Dance, Daddy/Daughter Dance, School Skate Nights, Santa Shop, Shoppes at Spearman, Spring Carnival

PBIS School – Focus on positive behavior and reinforcements for positive behavior choices. Spearman was once again recognized as a Blue Ribbon PBIS School by the state.

GoalPOST After School Program for grades 1-5, offered by Clemson University

Students Leadership – Student council, Library Helpers, Safety Patrol, service learning projects, student bookstore.

Jason Lesley, Principal  
Craig Davenport, SIC Chairperson

Comprehensive detail, including definitions of ratings, performance criteria, and explanations of status, is available on [www.ed.sc.gov](http://www.ed.sc.gov) and [www.eoc.sc.gov](http://www.eoc.sc.gov) as well as school and school district websites.

Printed versions are available from school districts upon request.

### Abbreviations Key

N/A Not Applicable N/AV Not Available N/C Not Collected N/R Not Reported I/S Insufficient Sample TBD To be determined

NI Newly Identified CSI Continuing School Improvement CA Corrective Action RP Plan to Restructure R Restructure DELAY School Improvement Status HOLD School Improvement Status