



SC Annual School Report Card Summary

CEDAR GROVE ELEMENTARY
Anderson 1
Grades: PK-5 Enrollment: 637
Principal: Eunice Williams
Superintendent: Dr. Wayne Fowler
Board Chair: Mr. Fred Alexander

PERFORMANCE

Comprehensive detail, including definitions of ratings, performance criteria, and explanations of status, is available on www.ed.sc.gov and www.eoc.sc.gov as well as school and school district websites. Printed versions are available from school districts upon request.

YEAR	ABSOLUTE RATING	GROWTH RATING	PALMETTO GOLD AND SILVER AWARD		AYP STATUS	NCLB IMPROVEMENT STATUS
			General Performance	Closing the Gap		
2011	Excellent	Excellent	TBD	TBD	Met	N/A
2010	Excellent	Excellent	Gold	N/A	Met	N/A
2009	Excellent	Good	Gold	Silver	Met	N/A

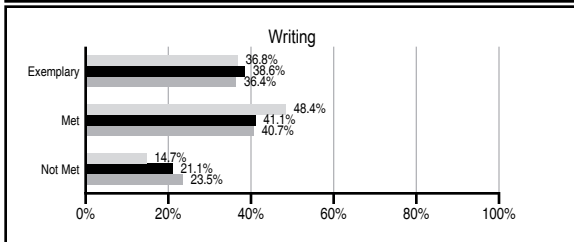
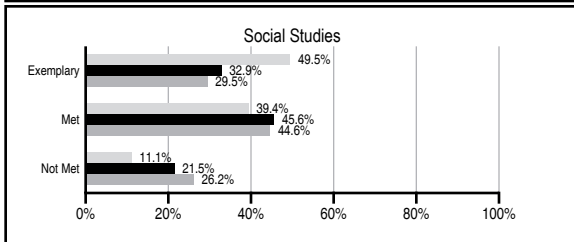
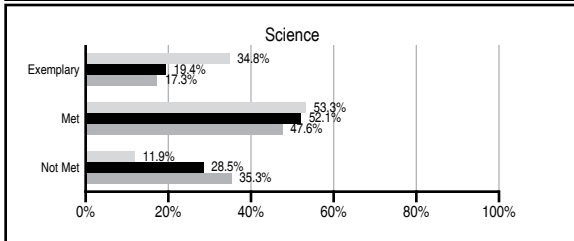
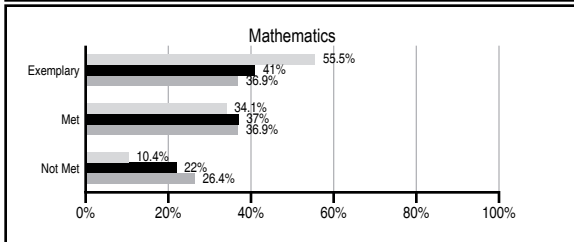
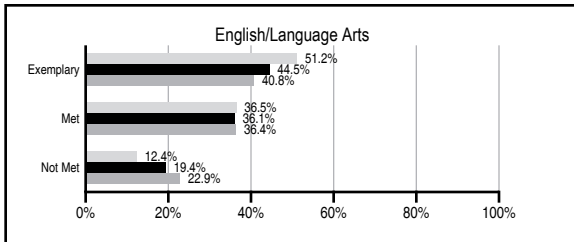
ABSOLUTE RATINGS OF ELEMENTARY SCHOOLS WITH STUDENTS LIKE OURS*

EXCELLENT	GOOD	AVERAGE	BELOW AVERAGE	AT-RISK
27	41	38	0	0

* Ratings are calculated with data available by 11/09/2011. Schools with Students Like Ours are Elementary Schools with Poverty Indices of no more than 5% above or below the index for this school.

PASS PERFORMANCE

Our School
 Elementary Schools with Students Like Ours
 Elementary schools statewide



NAEP PERFORMANCE*

* Performance reported for SC and nation, data not available at school level. Percentages at NAEP Achievement Levels.



SC PERFORMANCE VISION

By 2020 all students will graduate with the knowledge and skills necessary to compete successfully in the global economy, participate in a democratic society and contribute positively as members of families and communities.

Abbreviations Key

N/A Not Applicable N/AV Not Available N/C Not Collected N/R Not Reported I/S Insufficient Sample TBD To be determined

NI Newly Identified CSI Continuing School Improvement CA Corrective Action RP Plan to Restructure R Restructure DELAY School Improvement Status HOLD School Improvement Status

CEDAR GROVE ELEMENTARY [Anderson 1]

SCHOOL PROFILE

	Our School	Change from Last Year	Elementary Schools with Students Like Ours	Median Elementary School
Students (n=637)				
Retention rate	1.5%	Down from 1.8%	1.1%	1.1%
Attendance rate	95.7%	Up from 95.4%	96.1%	96.2%
Served by gifted and talented program	17.9%	Up from 9.8%	16.0%	13.4%
With disabilities other than speech	3.2%	Down from 5.3%	4.5%	4.1%
Older than usual for grade	0.0%	No Change	0.2%	0.3%
Out-of-school suspensions or expulsions for violent and/or criminal offenses	0.0%	No Change	0.0%	0.0%
Teachers (n=37)				
Teachers with advanced degrees	45.9%	Up from 41.7%	60.8%	62.5%
Continuing contract teachers	91.9%	Up from 86.1%	90.3%	88.2%
Teachers returning from previous year	91.0%	Up from 90.7%	88.5%	87.8%
Teacher attendance rate	95.4%	Up from 95.3%	95.2%	95.2%
Average teacher salary*	\$45,946	Down 0.8%	\$46,522	\$46,773
Classes not taught by highly qualified teachers	0.0%	No Change	0.0%	0.0%
Professional development days/teacher	7.0 days	Up from 6.4 days	10.7 days	10.5 days
School				
Principal's years at school	2.0	Up from 1.0	4.5	4.0
Student-teacher ratio in core subjects	17.2 to 1	Down from 20.5 to 1	20.5 to 1	19.9 to 1
Prime instructional time	90.8%	Up from 90.5%	90.4%	90.4%
Opportunities in the arts	Good	No Change	Good	Good
SACS accreditation	Yes	No Change	Yes	Yes
Parents attending conferences	100.0%	No Change	100.0%	100.0%
Character development program	Excellent	No Change	Excellent	Excellent
Dollars spent per pupil**	\$5,926	Up 0.2%	\$6,841	\$7,447
Percent of expenditures for instruction**	69.0%	Down from 71.3%	68.4%	68.4%
Percent of expenditures for teacher salaries**	64.7%	Down from 67.1%	65.8%	65.8%
% of AYP objectives met	100.0%	No Change	94.1%	90.5%

* Length of contract = 185+ days.

** Prior year audited financial data available.

EVALUATION RESULTS

	Teachers	Students*	Parents*
Number of surveys returned	38	97	61
Percent satisfied with learning environment	100.0%	84.5%	95.1%
Percent satisfied with social and physical environment	100.0%	87.6%	100.0%
Percent satisfied with school-home relations	97.4%	91.8%	96.7%

*Only students at the highest elementary school grade level at this school and their parents were included.

Comprehensive detail, including definitions of ratings, performance criteria, and explanations of status, is available on www.ed.sc.gov and www.eoc.sc.gov as well as school and school district websites.

Printed versions are available from school districts upon request.

REPORT OF PRINCIPAL AND SCHOOL IMPROVEMENT COUNCIL

REPORT OF PRINCIPAL AND SCHOOL PARENT COUNCIL

Cedar Grove Elementary – Respectful, Responsible, and Productive

The mission of Cedar Grove Elementary School, in partnership with students, teachers and parents, is to develop a community of excellence that strives to be respectful, responsible, and productive every day. Cedar Grove consistently maintains high standards for all students. Cedar Grove continues to be a high-achieving, student-centered, family-friendly environment. While improving student success is the number one priority, there are always challenges to face, such as student transition rates. Regardless of when a student arrives at Cedar Grove, the faculty and staff work diligently to ensure that each child experiences success. We continue to be very proud of our students, faculty, and staff for their hard work and ongoing effort throughout the school year. In 2010-2011, we continued our quest for student success with the theme of "Crazy about Books"! Along the way, our school achieved a number of substantial accomplishments to add to our growing list: State test scores continue to be in the top 5% in the state and in our district; 45% of our 5th grade students were inducted into the BETA Club; parent conferences were held with 100% attendance; our school once again collected the largest number of cans for our district food drive, and was named district winner; our school collected the largest number of phone books in the county for our county recycling program; our school became a Relay for Life School collecting over \$5000 for cancer research; our school's character ed. and behavior program continues to be a great success and each nine weeks we recognized children who received red rulers for great behavior; students had several afterschool opportunities, including art club, chorus, tutoring for PASS, strings, GoalPOST after-school programming and student council; several after-school and evening events were provided for parents and children and the community, including weekly family reading nights, greet the teacher night, book fair night, events specifically for moms, dads, and grandparents, an annual math night, choral concerts, and several PTA nights, Spring Fling, and BETA night. The school's Parent Council met quarterly to provide parents with another opportunity to have a voice in school decision-making and to provide additional opportunities for volunteerism. This year, the council was also very involved in school and district AdvancEd accreditation.

This year Cedar Grove earned a Palmetto Gold Award for Student Achievement and was awarded state recognition for being one of the top three Title I schools in the state for student achievement – a Title I Distinguished school nominee. This year, 100% of our students celebrated character and academic accomplishments during PEP (Pupils Excelling in Performance) Rallies each nine weeks with

parents, teachers, and other school supporters. Our faculty, staff, parents and community share in the success and responsibility for helping our students succeed. Clemson University tutors and other volunteers are on board to support our student success. We treasure the increasing number of parents who volunteer and participate in activities throughout the year. We greatly appreciate the support of our community and business partners, as they are key players in meeting the diverse needs of our students. The pride from this year's accomplishments inspires us to continue doing our best to ensure success for our students.

Dr. Eunice C. Williams, Principal
Mr. Michael Brandt, Parent Council/SIC Chair

Abbreviations Key

N/A Not Applicable N/AV Not Available N/C Not Collected N/R Not Reported I/S Insufficient Sample TBD To be determined

NI Newly Identified CSI Continuing School Improvement CA Corrective Action RP Plan to Restructure R Restructure DELAY School Improvement Status HOLD School Improvement Status