



# SC Annual School Report Card Summary

**PALMETTO ELEMENTARY**

**Anderson 1**

**Grades: PK-5**

**Enrollment: 593**

**Principal: Amy W. Cothran**

**Superintendent: Dr. Wayne Fowler**

**Board Chair: Mr. Fred Alexander**

## PERFORMANCE

Comprehensive detail, including definitions of ratings, performance criteria, and explanations of status, is available on [www.ed.sc.gov](http://www.ed.sc.gov) and [www.eoc.sc.gov](http://www.eoc.sc.gov) as well as school and school district websites. Printed versions are available from school districts upon request.

YEAR	ABSOLUTE RATING	GROWTH RATING	PALMETTO GOLD AND SILVER AWARD		AYP STATUS	NCLB IMPROVEMENT STATUS
			General Performance	Closing the Gap		
2011	Good	Average	TBD	TBD	Not Met	N/A
2010	Good	Average	N/A	N/A	Met	N/A
2009	Good	Average	N/A	N/A	Met	N/A

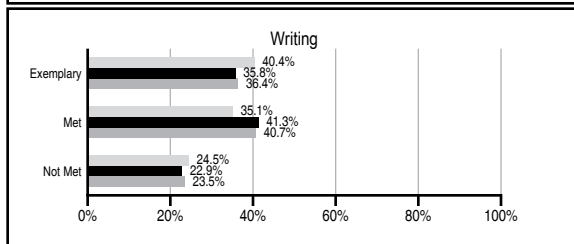
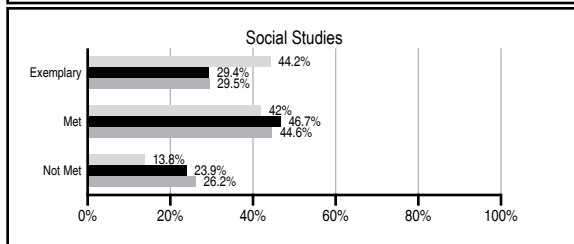
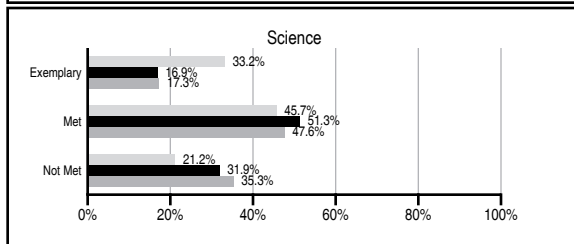
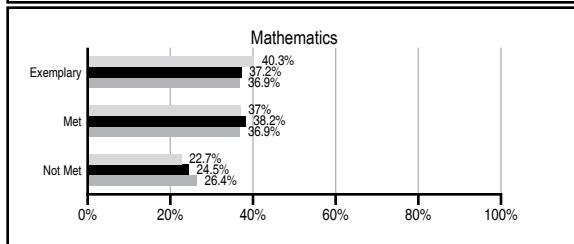
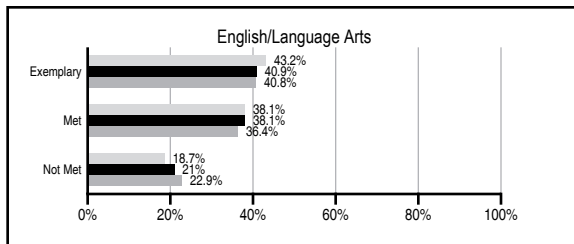
## ABSOLUTE RATINGS OF ELEMENTARY SCHOOLS WITH STUDENTS LIKE OURS\*

EXCELLENT	GOOD	AVERAGE	BELOW AVERAGE	AT-RISK
18	38	63	3	0

\* Ratings are calculated with data available by 11/09/2011. Schools with Students Like Ours are Elementary Schools with Poverty Indices of no more than 5% above or below the index for this school.



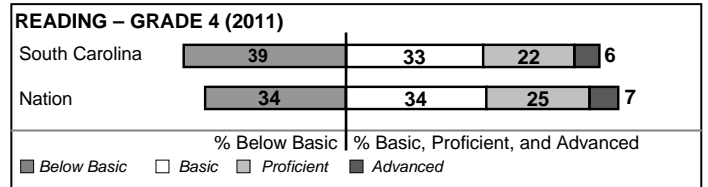
## PASS PERFORMANCE

Our School
  Elementary Schools with Students Like Ours
  Elementary schools statewide



## NAEP PERFORMANCE\*

\* Performance reported for SC and nation, data not available at school level. Percentages at NAEP Achievement Levels.



## SC PERFORMANCE VISION

*By 2020 all students will graduate with the knowledge and skills necessary to compete successfully in the global economy, participate in a democratic society and contribute positively as members of families and communities.*

### Abbreviations Key

N/A Not Applicable N/AV Not Available N/C Not Collected N/R Not Reported I/S Insufficient Sample TBD To be determined

NI Newly Identified CSI Continuing School Improvement CA Corrective Action RP Plan to Restructure R Restructure DELAY School Improvement Status HOLD School Improvement Status

# PALMETTO ELEMENTARY [Anderson 1]

## SCHOOL PROFILE

	Our School	Change from Last Year	Elementary Schools with Students Like Ours	Median Elementary School
<b>Students (n=593)</b>				
Retention rate	1.7%	Down from 1.9%	1.2%	1.1%
Attendance rate	96.7%	Up from 96.6%	96.1%	96.2%
Served by gifted and talented program	10.8%	Up from 9.0%	14.2%	13.4%
With disabilities other than speech	4.3%	Down from 9.1%	5.2%	4.1%
Older than usual for grade	0.3%	Down from 0.6%	0.2%	0.3%
Out-of-school suspensions or expulsions for violent and/or criminal offenses	0.0%	No Change	0.0%	0.0%
<b>Teachers (n=45)</b>				
Teachers with advanced degrees	64.4%	Up from 63.0%	61.7%	62.5%
Continuing contract teachers	84.4%	Up from 82.6%	90.0%	88.2%
Teachers returning from previous year	90.5%	Down from 91.5%	88.5%	87.8%
Teacher attendance rate	95.2%	Up from 92.4%	95.1%	95.2%
Average teacher salary*	\$44,574	Down 3.6%	\$46,609	\$46,773
Classes not taught by highly qualified teachers	3.9%	Up from 0.0%	0.0%	0.0%
Professional development days/teacher	4.2 days	Down from 6.8 days	10.5 days	10.5 days
<b>School</b>				
Principal's years at school	2.0	Up from 1.0	4.0	4.0
Student-teacher ratio in core subjects	14.3 to 1	Down from 16.6 to 1	20.0 to 1	19.9 to 1
Prime instructional time	91.0%	Up from 88.8%	90.2%	90.4%
Opportunities in the arts	Good	No Change	Good	Good
SACS accreditation	Yes	No Change	Yes	Yes
Parents attending conferences	100.0%	No Change	100.0%	100.0%
Character development program	Excellent	Up from Good	Excellent	Excellent
Dollars spent per pupil**	\$6,590	Down 9.3%	\$7,234	\$7,447
Percent of expenditures for instruction**	72.8%	Down from 73.7%	68.1%	68.4%
Percent of expenditures for teacher salaries**	69.1%	Down from 69.7%	65.9%	65.8%
% of AYP objectives met	90.5%	Down from 100.0%	92.7%	90.5%

\* Length of contract = 185+ days.

\*\* Prior year audited financial data available.

## EVALUATION RESULTS

	Teachers	Students*	Parents*
Number of surveys returned	42	76	75
Percent satisfied with learning environment	97.6%	94.7%	94.7%
Percent satisfied with social and physical environment	97.6%	92.1%	89.3%
Percent satisfied with school-home relations	90.5%	90.8%	86.7%

\*Only students at the highest elementary school grade level at this school and their parents were included.

Comprehensive detail, including definitions of ratings, performance criteria, and explanations of status, is available on [www.ed.sc.gov](http://www.ed.sc.gov) and [www.eoc.sc.gov](http://www.eoc.sc.gov) as well as school and school district websites.

Printed versions are available from school districts upon request.

## REPORT OF PRINCIPAL AND SCHOOL IMPROVEMENT COUNCIL

Palmetto Elementary and Preschool had a wonderful year focusing on providing a positive learning environment for all students. The mission of Palmetto Elementary School is Promoting Curiosity, Educating Minds, Securing Futures. Palmetto Elementary's faculty and staff have consistently maintained high standards for all students throughout the years. Improving student success is our number one goal. Our theme is "SOARING TO SUCCESS AT PES!" This year a school wide "SOAR (Students overcoming and Achieving in Reading) Time" was implemented to enrich and remediate students in reading to help our students excel in all areas. This focused time for reading was extremely beneficial for our students. The implementation of guided reading is also proving to be successful according to MAP results.

Each year, our school faces numerous student transfers. Our faculty and staff welcome new students and returning students in order to quickly determine their needs for learning and to provide enrichment opportunities to ensure success for all students. Palmetto Elementary is a Title I school with the most diverse student body in Anderson School District One. Meeting the individual needs of our students is a priority. Using differentiated instruction, guided reading, and data analysis has been a focus for our continued growth and academic achievements for all students.

This year our incredible PTO continued their efforts to provide the best opportunities for our students, parents, and teachers. They worked very diligently to provide an activity each month for students and parents to enjoy together. The goal of our PTO was to promote and encourage involvement in Palmetto Elementary. The activities included open house, skating nights, movie nights, Fall Carnival, Spring Fling, Cookies with Santa, and even a clean-up day. Each event was very well supported and appreciated by our students, parents, and faculty. The funds collected this year through our fundraisers and Box Tops for Education have been used for school beautification, classroom instructional supplies, and items to support events. Also, PTO greatly demonstrated their appreciation and support of faculty and staff with numerous gifts, lunches, and treats. Their volunteer and fundraising efforts are tireless and a wonderful model for our students.

Palmetto Elementary and Preschool has had many accomplishments including: , provided ELA night and math night for parents, Family Reading night each week, conferences were held with 100% of all parents; Clemson University provided student tutors, the after-school program tutored and provided enrichment for 45 students, GoalPost afterschool program served 50 students, students and staff participate in the community recycling program, Pennies for Patients for the Leukemia Society of America, School-wide Pony Express mail system, Beta Club, Student Council, Drama Club, Palmetto singers, safety patrols, and Recorder Choir, and numerous volunteers spent countless hours serving our school.

Amy W. Cothran, Principal  
Lana Pack, SIC Chair

### Abbreviations Key

N/A Not Applicable N/AV Not Available N/C Not Collected N/R Not Reported I/S Insufficient Sample TBD To be determined

NI Newly Identified CSI Continuing School Improvement CA Corrective Action RP Plan to Restructure R Restructure DELAY School Improvement Status HOLD School Improvement Status