



# SC Annual School Report Card Summary

**MIDLAND VALLEY CHARTER PREPARATORY SCHOOL**  
**Aiken**  
**Grades: K-8** Enrollment: 155  
**Principal: Bette Jean Doggett**  
**Superintendent: Dr. Elizabeth Everitt**  
**Board Chair: Ms. Rosemary B. English**

## PERFORMANCE

Comprehensive detail, including definitions of ratings, performance criteria, and explanations of status, is available on [www.ed.sc.gov](http://www.ed.sc.gov) and [www.eoc.sc.gov](http://www.eoc.sc.gov) as well as school and school district websites. Printed versions are available from school districts upon request.

YEAR	ABSOLUTE RATING	GROWTH RATING	PALMETTO GOLD AND SILVER AWARD		AYP STATUS	NCLB IMPROVEMENT STATUS
			General Performance	Closing the Gap		
2011	Below Average	Below Average	TBD	TBD	Not Met	N/A
2010	Average	Below Average	N/A	N/A	Met	N/A
2009	Average	Average	N/A	N/A	Met	N/A

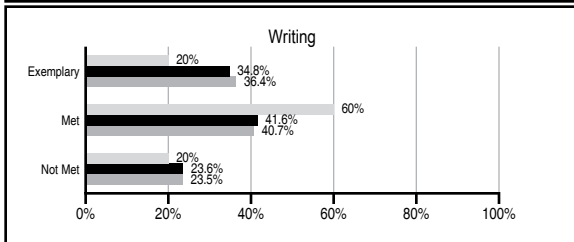
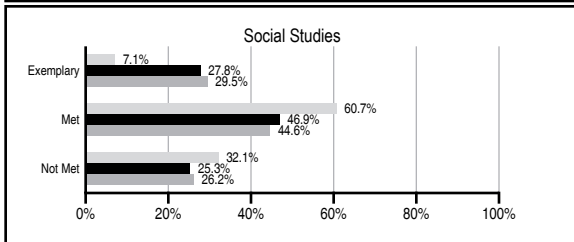
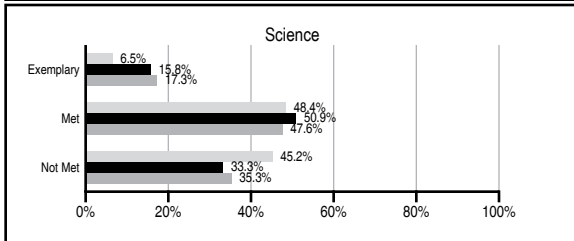
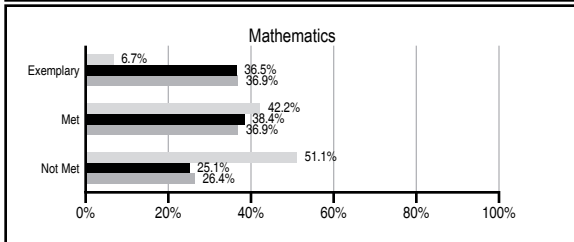
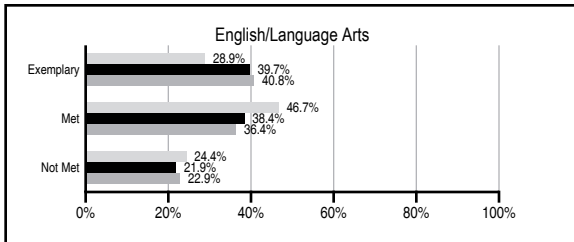
## ABSOLUTE RATINGS OF ELEMENTARY SCHOOLS WITH STUDENTS LIKE OURS\*

EXCELLENT	GOOD	AVERAGE	BELOW AVERAGE	AT-RISK
15	34	71	4	0

\* Ratings are calculated with data available by 11/09/2011. Schools with Students Like Ours are Elementary Schools with Poverty Indices of no more than 5% above or below the index for this school.

## PASS PERFORMANCE

Our School
  Elementary Schools with Students Like Ours
  Elementary schools statewide



## NAEP PERFORMANCE\*

\* Performance reported for SC and nation, data not available at school level. Percentages at NAEP Achievement Levels.



## SC PERFORMANCE VISION

*By 2020 all students will graduate with the knowledge and skills necessary to compete successfully in the global economy, participate in a democratic society and contribute positively as members of families and communities.*

### Abbreviations Key

N/A Not Applicable N/AV Not Available N/C Not Collected N/R Not Reported I/S Insufficient Sample TBD To be determined  
 NI Newly Identified CSI Continuing School Improvement CA Corrective Action RP Plan to Restructure R Restructure DELAY School Improvement Status HOLD School Improvement Status

# MIDLAND VALLEY CHARTER PREPARATORY SCHOOL

## SCHOOL PROFILE

	Our School	Change from Last Year	Elementary Schools with Students Like Ours	Median Elementary School
<b>Students (n=155)</b>				
Retention rate	2.5%	Down from 2.9%	1.1%	1.1%
Attendance rate	95.9%	Down from 96.5%	96.0%	96.2%
Served by gifted and talented program	0.0%	No Change	13.4%	13.4%
With disabilities other than speech	6.0%	Down from 8.8%	5.2%	4.1%
Older than usual for grade	3.8%	Down from 4.1%	0.3%	0.3%
Out-of-school suspensions or expulsions for violent and/or criminal offenses	0.0%	No Change	0.0%	0.0%
<b>Teachers (n=13)</b>				
Teachers with advanced degrees	7.7%	Up from 7.1%	60.3%	62.5%
Continuing contract teachers	30.8%	Up from 28.6%	90.6%	88.2%
Teachers returning from previous year	78.0%	N/A	88.2%	87.8%
Teacher attendance rate	97.0%	Up from 96.8%	95.0%	95.2%
Average teacher salary*	\$36,278	No Change	\$46,621	\$46,773
Classes not taught by highly qualified teachers	25.6%	Up from 10.3%	0.0%	0.0%
Professional development days/teacher	18.4 days	Up from 9.2 days	10.9 days	10.5 days
<b>School</b>				
Principal's years at school	1.5	Up from 1.0	4.0	4.0
Student-teacher ratio in core subjects	16.1 to 1	Up from 15.6 to 1	19.9 to 1	19.9 to 1
Prime instructional time	91.9%	Down from 92.5%	90.2%	90.4%
Opportunities in the arts	Poor	No Change	Good	Good
SACS accreditation	Yes	Up from No	Yes	Yes
Parents attending conferences	90.1%	Down from 99.4%	100.0%	100.0%
Character development program	Good	Up from Average	Excellent	Excellent
Dollars spent per pupil**	\$7,484	Up 13.0%	\$7,234	\$7,447
Percent of expenditures for instruction**	64.0%	Up from 57.0%	68.0%	68.4%
Percent of expenditures for teacher salaries**	59.1%	Up from 54.4%	65.8%	65.8%
% of AYP objectives met	84.6%	Down from 100.0%	92.3%	90.5%

\* Length of contract = 185+ days.

\*\* Prior year audited financial data available.

## REPORT OF PRINCIPAL AND SCHOOL IMPROVEMENT COUNCIL

Midland Valley Preparatory School, in its pursuit of educational excellence, will provide learning opportunities for all students, will accommodate the needs of all students, will challenge all students to use their innate abilities, and will assist all students to live productive, responsible and meaningful lives. The school feels lifelong success is directly related to learning, and that learning is the direct result of the quality of teaching. The school, along with its Executive Board, ensure that the students are provided the best educational opportunities available. By focusing on family and community involvement, and sharing the responsibility of education with them, while providing an appropriate education, Midland Valley Preparatory School continues to succeed in preparing its students to live successful, productive lives in a rapidly changing society and world.

Bette Jean Doggett      Martin Bryant  
 Administrator              Executive Board President

## EVALUATION RESULTS

	Teachers	Students*	Parents*
Number of surveys returned	N/A	N/A	N/A
Percent satisfied with learning environment	N/A	N/A	N/A
Percent satisfied with social and physical environment	N/A	N/A	N/A
Percent satisfied with school-home relations	N/A	N/A	N/A

\*Only students at the highest elementary school grade level at this school and their parents were included.

Comprehensive detail, including definitions of ratings, performance criteria, and explanations of status, is available on [www.ed.sc.gov](http://www.ed.sc.gov) and [www.eoc.sc.gov](http://www.eoc.sc.gov) as well as school and school district websites.

Printed versions are available from school districts upon request.

### Abbreviations Key

N/A Not Applicable    N/AV Not Available    N/C Not Collected    N/R Not Reported    I/S Insufficient Sample    TBD To be determined  
 NI Newly Identified    CSI Continuing School Improvement    CA Corrective Action    RP Plan to Restructure    R Restructure    DELAY School Improvement Status    HOLD School Improvement Status