



SC Annual School Report Card Summary

MOSSY CREEK ELEMENTARY
Aiken
Grades: PK-5 Enrollment: 718
Principal: Stephanie L. Hammond
Superintendent: Dr. Elizabeth Everitt
Board Chair: Ms. Rosemary B. English

PERFORMANCE

Comprehensive detail, including definitions of ratings, performance criteria, and explanations of status, is available on www.ed.sc.gov and www.eoc.sc.gov as well as school and school district websites. Printed versions are available from school districts upon request.

YEAR	ABSOLUTE RATING	GROWTH RATING	PALMETTO GOLD AND SILVER AWARD		AYP STATUS	NCLB IMPROVEMENT STATUS
			General Performance	Closing the Gap		
2011	Average	Below Average	TBD	TBD	Not Met	NI
2010	Average	Average	N/A	N/A	Not Met	N/A
2009	Average	Average	N/A	N/A	Met	N/A

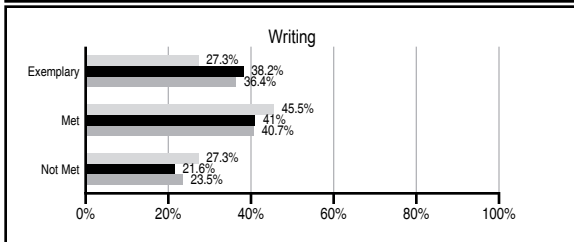
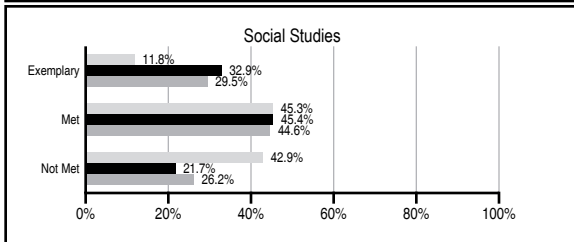
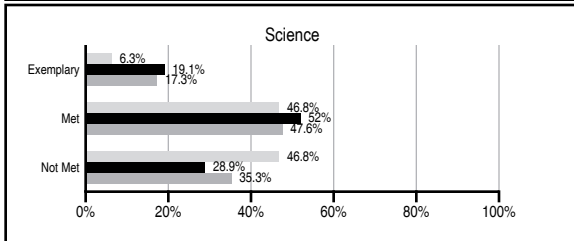
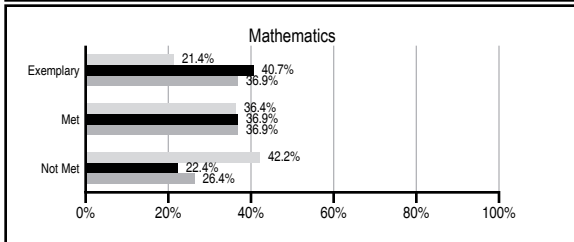
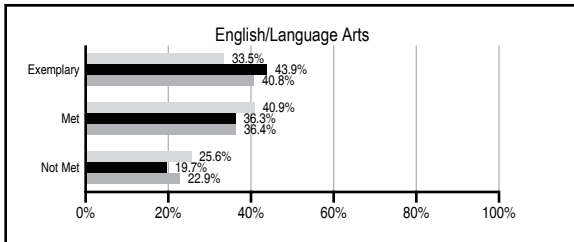
ABSOLUTE RATINGS OF ELEMENTARY SCHOOLS WITH STUDENTS LIKE OURS*

EXCELLENT	GOOD	AVERAGE	BELOW AVERAGE	AT-RISK
26	43	41	0	0

* Ratings are calculated with data available by 11/09/2011. Schools with Students Like Ours are Elementary Schools with Poverty Indices of no more than 5% above or below the index for this school.

PASS PERFORMANCE

Our School
 Elementary Schools with Students Like Ours
 Elementary schools statewide



NAEP PERFORMANCE*

* Performance reported for SC and nation, data not available at school level. Percentages at NAEP Achievement Levels.



SC PERFORMANCE VISION

By 2020 all students will graduate with the knowledge and skills necessary to compete successfully in the global economy, participate in a democratic society and contribute positively as members of families and communities.

Abbreviations Key

N/A Not Applicable N/AV Not Available N/C Not Collected N/R Not Reported I/S Insufficient Sample TBD To be determined

NI Newly Identified CSI Continuing School Improvement CA Corrective Action RP Plan to Restructure R Restructure DELAY School Improvement Status HOLD School Improvement Status

MOSSY CREEK ELEMENTARY [Aiken]

SCHOOL PROFILE

	Our School	Change from Last Year	Elementary Schools with Students Like Ours	Median Elementary School
Students (n=718)				
Retention rate	2.3%	Up from 1.9%	1.1%	1.1%
Attendance rate	95.5%	Up from 95.4%	96.1%	96.2%
Served by gifted and talented program	10.1%	Up from 9.9%	15.5%	13.4%
With disabilities other than speech	4.3%	Down from 10.1%	4.5%	4.1%
Older than usual for grade	0.0%	Down from 0.4%	0.2%	0.3%
Out-of-school suspensions or expulsions for violent and/or criminal offenses	0.0%	No Change	0.0%	0.0%
Teachers (n=41)				
Teachers with advanced degrees	63.4%	Up from 60.0%	61.0%	62.5%
Continuing contract teachers	87.8%	Down from 95.0%	90.1%	88.2%
Teachers returning from previous year	83.7%	Down from 87.4%	88.5%	87.8%
Teacher attendance rate	93.0%	Down from 95.7%	95.2%	95.2%
Average teacher salary*	\$44,731	Down 0.3%	\$46,395	\$46,773
Classes not taught by highly qualified teachers	0.0%	No Change	0.0%	0.0%
Professional development days/teacher	6.6 days	Down from 7.0 days	10.4 days	10.5 days
School				
Principal's years at school	2.0	Up from 1.0	5.0	4.0
Student-teacher ratio in core subjects	22.1 to 1	Down from 22.7 to 1	20.5 to 1	19.9 to 1
Prime instructional time	87.5%	Down from 90.0%	90.4%	90.4%
Opportunities in the arts	Good	No Change	Good	Good
SACS accreditation	Yes	No Change	Yes	Yes
Parents attending conferences	99.0%	Down from 100.0%	100.0%	100.0%
Character development program	Excellent	No Change	Excellent	Excellent
Dollars spent per pupil**	\$6,141	Down 4.3%	\$6,841	\$7,447
Percent of expenditures for instruction**	72.2%	Down from 72.5%	68.7%	68.4%
Percent of expenditures for teacher salaries**	68.7%	No Change	65.9%	65.8%
% of AYP objectives met	84.2%	Down from 90.5%	94.0%	90.5%

* Length of contract = 185+ days.

** Prior year audited financial data available.

EVALUATION RESULTS

	Teachers	Students*	Parents*
Number of surveys returned	36	129	62
Percent satisfied with learning environment	91.7%	77.5%	82.0%
Percent satisfied with social and physical environment	94.1%	73.6%	83.1%
Percent satisfied with school-home relations	94.4%	81.3%	82.0%

*Only students at the highest elementary school grade level at this school and their parents were included.

REPORT OF PRINCIPAL AND SCHOOL IMPROVEMENT COUNCIL

Mossy Creek Elementary, a Red Carpet School, offers effective customer service and promotes academic success for students in a safe environment. Our schoolwide discipline plan incorporates teaching character traits and educating students about what behaviors are expected to create an environment focused on learning. Having teachers present classroom lessons about each attribute (Safety, Thoughtful, Accountable, and Respectful) has enabled us to create a more positive learning environment.

At Mossy Creek we provide programs including Early Literacy Intervention, summer enrichment for grades three through five, Gifted and Talented Program, Six Flags Reading Program, Science and Math Days, Family Reading Night, the Mossy Mail service, and technology labs. Programs and events that enhance character and personal development include DARE, Service Learning, Student Council, Diversity Day, Career Day, Character Education, Red Ribbon Week, Field Day, Spirit Nights, Chorus, Pep Squad, Art Club, Jump Rope for Heart, Cup Stacking Club, Running Club, Star Student of the Week, Safety Patrol, and our monthly community chat nights. Mossy Creek also had afterschool care and a summer camp program for enrichment in character and personal development and all academic areas.

Our goal is to help each child reach his/her maximum potential through high expectations and the development of critical thinking skills. The addition of two Reading Recovery Teachers, an additional 4K teacher, and the continued diligence of our Student Support Team to school-wide intervention have allowed our teachers to examine our strengths and weaknesses to improve instruction. This has also provided very specialized assistance for some students in need. During our "Early Release Days" our teachers had the opportunity to take advantage of a variety of staff development activities, including district consultants, writing consultants, and a time for "sharing ideas".

Our parents and community support us daily. The PTO and SIC support our school through events such as the Fall Carnival, Ice Cream and Popcorn sales, School Beautification Day, Teacher Appreciation Week, Luncheons, and teacher grants. Our PTO has contributed over \$15,000 to support our students and faculty.

At Mossy Creek, we strive for excellence! With high expectations, innovative instructional strategies, and a caring environment, "The Creek" will take "your child's mind to infinity and beyond"!

Stephanie Hammond, Principal
Mel Bradley, School Improvement Council Chairperson

Comprehensive detail, including definitions of ratings, performance criteria, and explanations of status, is available on www.ed.sc.gov and www.eoc.sc.gov as well as school and school district websites.

Printed versions are available from school districts upon request.

Abbreviations Key

N/A Not Applicable N/AV Not Available N/C Not Collected N/R Not Reported I/S Insufficient Sample TBD To be determined
NI Newly Identified CSI Continuing School Improvement CA Corrective Action RP Plan to Restructure R Restructure DELAY School Improvement Status HOLD School Improvement Status