



# SC Annual School Report Card Summary

**CHUKKER CREEK ELEMENTARY**  
**Aiken**  
**Grades: PK-5** Enrollment: 775  
**Principal: Amy Gregory**  
**Superintendent: Dr. Elizabeth Everitt**  
**Board Chair: Ms. Rosemary B. English**

## PERFORMANCE

Comprehensive detail, including definitions of ratings, performance criteria, and explanations of status, is available on [www.ed.sc.gov](http://www.ed.sc.gov) and [www.eoc.sc.gov](http://www.eoc.sc.gov) as well as school and school district websites. Printed versions are available from school districts upon request.

YEAR	ABSOLUTE RATING	GROWTH RATING	PALMETTO GOLD AND SILVER AWARD		AYP STATUS	NCLB IMPROVEMENT STATUS
			General Performance	Closing the Gap		
2011	Excellent	Excellent	TBD	TBD	Not Met	N/A
2010	Excellent	Excellent	Gold	N/A	Met	N/A
2009	Excellent	Good	Gold	N/A	Met	N/A

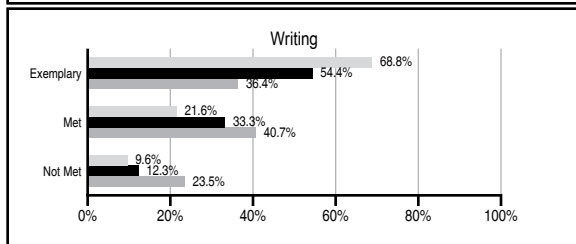
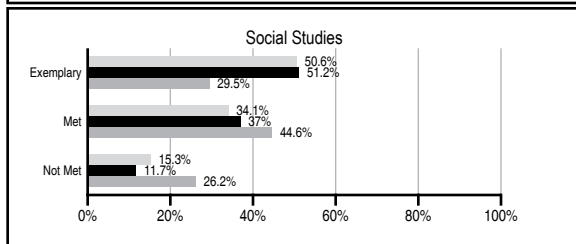
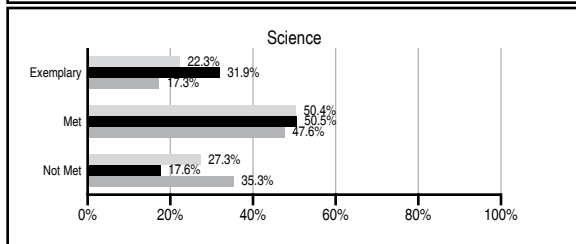
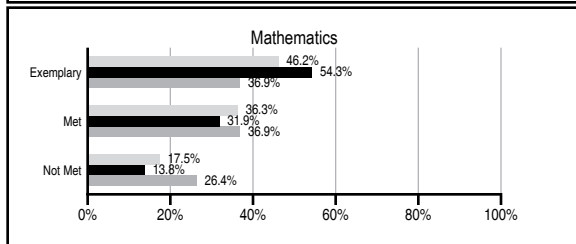
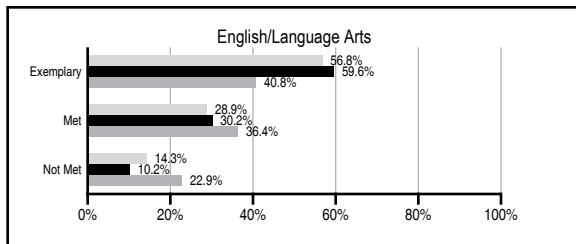
## ABSOLUTE RATINGS OF ELEMENTARY SCHOOLS WITH STUDENTS LIKE OURS\*

EXCELLENT	GOOD	AVERAGE	BELOW AVERAGE	AT-RISK
23	1	0	0	0

\* Ratings are calculated with data available by 11/09/2011. Schools with Students Like Ours are Elementary Schools with Poverty Indices of no more than 5% above or below the index for this school.

## PASS PERFORMANCE

Our School
  Elementary Schools with Students Like Ours
  Elementary schools statewide



## NAEP PERFORMANCE\*

\* Performance reported for SC and nation, data not available at school level. Percentages at NAEP Achievement Levels.



## SC PERFORMANCE VISION

*By 2020 all students will graduate with the knowledge and skills necessary to compete successfully in the global economy, participate in a democratic society and contribute positively as members of families and communities.*

### Abbreviations Key

N/A Not Applicable N/AV Not Available N/C Not Collected N/R Not Reported I/S Insufficient Sample TBD To be determined  
 NI Newly Identified CSI Continuing School Improvement CA Corrective Action RP Plan to Restructure R Restructure DELAY School Improvement Status HOLD School Improvement Status

# CHUKKER CREEK ELEMENTARY [Aiken]

## SCHOOL PROFILE

	Our School	Change from Last Year	Elementary Schools with Students Like Ours	Median Elementary School
<b>Students (n=775)</b>				
Retention rate	1.2%	Up from 0.9%	0.9%	1.1%
Attendance rate	96.4%	Up from 96.2%	96.7%	96.2%
Served by gifted and talented program	24.9%	Up from 24.8%	30.0%	13.4%
With disabilities other than speech	4.5%	Down from 7.0%	3.0%	4.1%
Older than usual for grade	0.1%	Down from 0.3%	0.2%	0.3%
Out-of-school suspensions or expulsions for violent and/or criminal offenses	0.0%	No Change	0.0%	0.0%
<b>Teachers (n=46)</b>				
Teachers with advanced degrees	63.0%	Down from 63.6%	62.8%	62.5%
Continuing contract teachers	97.8%	Up from 97.7%	91.7%	88.2%
Teachers returning from previous year	95.6%	Up from 92.7%	91.1%	87.8%
Teacher attendance rate	96.2%	Up from 94.6%	95.4%	95.2%
Average teacher salary*	\$51,628	Up 1.2%	\$48,507	\$46,773
Classes not taught by highly qualified teachers	0.0%	No Change	0.0%	0.0%
Professional development days/teacher	7.4 days	Up from 6.8 days	9.2 days	10.5 days
<b>School</b>				
Principal's years at school	4.0	Up from 3.0	4.0	4.0
Student-teacher ratio in core subjects	21.9 to 1	Down from 22.2 to 1	21.4 to 1	19.9 to 1
Prime instructional time	91.9%	Up from 90.2%	91.4%	90.4%
Opportunities in the arts	Good	No Change	Good	Good
SACS accreditation	Yes	No Change	Yes	Yes
Parents attending conferences	99.7%	Down from 100.0%	100.0%	100.0%
Character development program	Excellent	No Change	Excellent	Excellent
Dollars spent per pupil**	\$5,907	Up 0.0%	\$6,493	\$7,447
Percent of expenditures for instruction**	76.1%	Up from 73.2%	69.9%	68.4%
Percent of expenditures for teacher salaries**	73.0%	Up from 70.7%	68.7%	65.8%
% of AYP objectives met	88.2%	Down from 100.0%	95.5%	90.5%

\* Length of contract = 185+ days.

\*\* Prior year audited financial data available.

## EVALUATION RESULTS

	Teachers	Students*	Parents*
Number of surveys returned	43	120	97
Percent satisfied with learning environment	95.3%	83.9%	84.2%
Percent satisfied with social and physical environment	95.3%	84.0%	89.7%
Percent satisfied with school-home relations	100.0%	90.4%	86.5%

\*Only students at the highest elementary school grade level at this school and their parents were included.

## REPORT OF PRINCIPAL AND SCHOOL IMPROVEMENT COUNCIL

The mission of Chukker Creek Elementary School, a National Blue Ribbon School of Excellence, is to provide a safe, nurturing environment in which all students are challenged to meet high standards in academics and related arts. The faculty and staff work collaboratively with parents and the community to develop responsible, productive citizens of strong character.

At Chukker Creek Elementary, teachers use a wide variety of teaching methods and developmentally appropriate practices to provide an instructional program that will reach each student's learning needs. Teachers collaborate with administration to analyze data and plan for a variety of instructional methods.

The first Wednesday of each month is designated as an early release day for students. Teachers spend time in staff development programs for support and training on the use of data and classroom instruction through differentiated learning.

Our faculty, PTO Board and School Improvement Council (SIC) work diligently on achieving the goals set forth in our five year strategic plan.

A few highlights of our year included:

Three teachers were recipients of the 2011 Innovative Teaching Mini Grants through Savannah River Nuclear Solutions, LLC.

Chukker Creek Elementary received the Palmetto Gold Award for our achievement on the Palmetto Assessment of State Standards (PASS).

Our School Improvement Council implemented a Reading Pals Program in first grade and upgraded the playground equipment.

Each of our teachers in grades K-5 received and implemented classroom libraries with leveled readers through Scholastic.

Chukker Creek partnered with USCA Education Department to provide semester long practicum students one day per week in first grade classrooms during the reading block.

Performances and workshops were provided through Julliard in Aiken.

Amy Gregory, Principal  
Sara Tripp, SIC Chairperson

Comprehensive detail, including definitions of ratings, performance criteria, and explanations of status, is available on [www.ed.sc.gov](http://www.ed.sc.gov) and [www.eoc.sc.gov](http://www.eoc.sc.gov) as well as school and school district websites.

Printed versions are available from school districts upon request.

### Abbreviations Key

N/A Not Applicable N/AV Not Available N/C Not Collected N/R Not Reported I/S Insufficient Sample TBD To be determined  
NI Newly Identified CSI Continuing School Improvement CA Corrective Action RP Plan to Restructure R Restructure DELAY School Improvement Status HOLD School Improvement Status