



SC Annual School Report Card Summary

REDCLIFFE ELEMENTARY
Aiken

Grades: PK-5

Enrollment: 817

Principal: Julie A. Revelle

Superintendent: Dr. Elizabeth Everitt

Board Chair: Ms. Rosemary B. English

PERFORMANCE

Comprehensive detail, including definitions of ratings, performance criteria, and explanations of status, is available on www.ed.sc.gov and www.eoc.sc.gov as well as school and school district websites. Printed versions are available from school districts upon request.

YEAR	ABSOLUTE RATING	GROWTH RATING	PALMETTO GOLD AND SILVER AWARD		AYP STATUS	NCLB IMPROVEMENT STATUS
			General Performance	Closing the Gap		
2011	Average	Average	TBD	TBD	Met	CSI-DELAY
2010	Average	Below Average	N/A	N/A	Not Met	CSI
2009	Average	Below Average	N/A	N/A	Not Met	NI

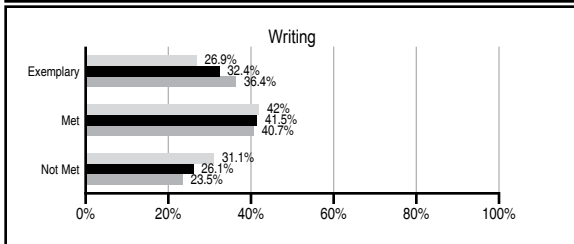
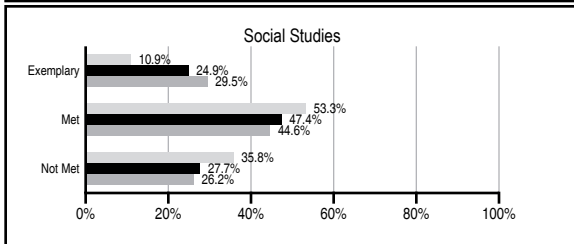
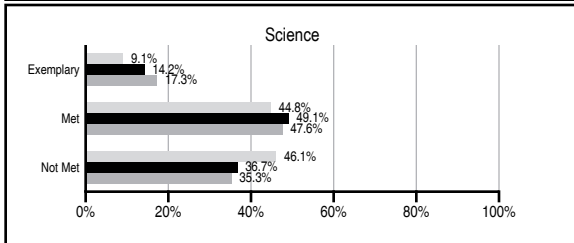
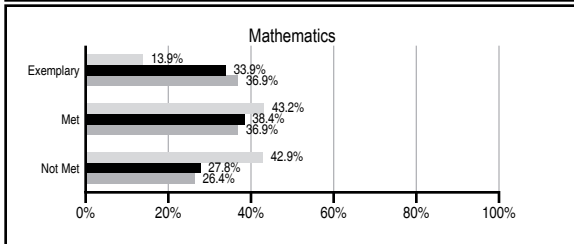
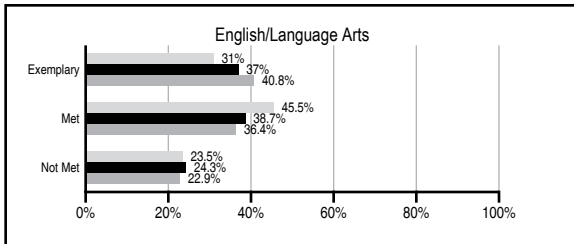
ABSOLUTE RATINGS OF ELEMENTARY SCHOOLS WITH STUDENTS LIKE OURS*

EXCELLENT	GOOD	AVERAGE	BELOW AVERAGE	AT-RISK
9	24	83	9	0

*Ratings are calculated with data available by 11/09/2011. Schools with Students Like Ours are Elementary Schools with Poverty Indices of no more than 5% above or below the index for this school.



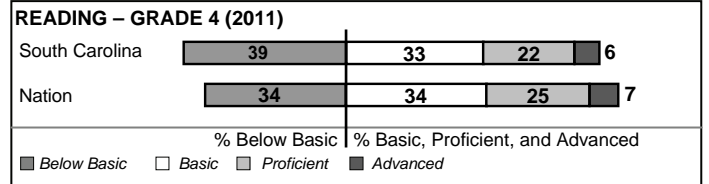
PASS PERFORMANCE

Our School
 Elementary Schools with Students Like Ours
 Elementary schools statewide



NAEP PERFORMANCE*

* Performance reported for SC and nation, data not available at school level. Percentages at NAEP Achievement Levels.



SC PERFORMANCE VISION

By 2020 all students will graduate with the knowledge and skills necessary to compete successfully in the global economy, participate in a democratic society and contribute positively as members of families and communities.

Abbreviations Key

N/A Not Applicable N/AV Not Available N/C Not Collected N/R Not Reported I/S Insufficient Sample TBD To be determined

NI Newly Identified CSI Continuing School Improvement CA Corrective Action RP Plan to Restructure R Restructure DELAY School Improvement Status HOLD School Improvement Status

REDCLIFFE ELEMENTARY [Aiken]

SCHOOL PROFILE

	Our School	Change from Last Year	Elementary Schools with Students Like Ours	Median Elementary School
Students (n=817)				
Retention rate	1.7%	Up from 1.2%	1.3%	1.1%
Attendance rate	95.8%	Up from 95.7%	96.0%	96.2%
Served by gifted and talented program	8.2%	Up from 7.2%	11.6%	13.4%
With disabilities other than speech	2.0%	Down from 5.1%	5.1%	4.1%
Older than usual for grade	0.4%	Down from 0.5%	0.3%	0.3%
Out-of-school suspensions or expulsions for violent and/or criminal offenses	0.0%	No Change	0.0%	0.0%
Teachers (n=51)				
Teachers with advanced degrees	52.9%	Down from 54.7%	60.5%	62.5%
Continuing contract teachers	86.3%	Up from 84.9%	90.0%	88.2%
Teachers returning from previous year	88.1%	Up from 84.5%	88.1%	87.8%
Teacher attendance rate	95.0%	Up from 93.5%	95.1%	95.2%
Average teacher salary*	\$48,085	Up 3.3%	\$46,617	\$46,773
Classes not taught by highly qualified teachers	0.0%	No Change	0.0%	0.0%
Professional development days/teacher	7.9 days	Up from 7.0 days	11.3 days	10.5 days
School				
Principal's years at school	2.0	Up from 1.0	4.0	4.0
Student-teacher ratio in core subjects	22.1 to 1	Up from 20.6 to 1	19.6 to 1	19.9 to 1
Prime instructional time	89.7%	Up from 87.6%	90.2%	90.4%
Opportunities in the arts	Good	No Change	Good	Good
SACS accreditation	Yes	No Change	Yes	Yes
Parents attending conferences	100.0%	Up from 99.3%	100.0%	100.0%
Character development program	Excellent	Up from Good	Excellent	Excellent
Dollars spent per pupil**	\$6,350	Down 1.2%	\$7,425	\$7,447
Percent of expenditures for instruction**	73.7%	Up from 71.9%	67.6%	68.4%
Percent of expenditures for teacher salaries**	70.6%	Up from 68.6%	64.7%	65.8%
% of AYP objectives met	100.0%	Up from 94.1%	89.7%	90.5%

* Length of contract = 185+ days.

** Prior year audited financial data available.

EVALUATION RESULTS

	Teachers	Students*	Parents*
Number of surveys returned	48	107	34
Percent satisfied with learning environment	89.6%	73.6%	66.7%
Percent satisfied with social and physical environment	97.9%	67.0%	84.4%
Percent satisfied with school-home relations	76.6%	74.5%	78.8%

*Only students at the highest elementary school grade level at this school and their parents were included.

REPORT OF PRINCIPAL AND SCHOOL IMPROVEMENT COUNCIL

Redcliffe Elementary strives to be a school of excellence. We recognize that it takes a team effort to accomplish our rigorous goals. Parents, faculty, staff, students, and other local partners of Redcliffe Elementary witnessed positive changes throughout the 2010-2011 school year.

Our administrative staff and faculty took part in continuous professional development throughout the year. This year we focused on improving instruction for ALL students through the implementation of each component of the Aiken County Literacy Initiative; through the analysis of MAP, PASS and teacher collected data to drive small group instruction in each classroom; and through strategic planning with an emphasis on vertical and horizontal teaming. Each opportunity provided our faculty with ways to increase the overall student achievement.

All students were able to attend our Writing Lab each week. Students focused on the different components of writing and integrating technology and writing. A part-time math interventionist was added to provide small group, intensive instruction to students who were performing below grade level. These students were monitored and the instruction provided was adjusted based on data. Before school started each morning targeted students participated in SuccessMaker, a computer-assisted instructional program designed to increase both reading and math skills. Third through Fifth grade students were also able to participate in Math Clubs to increase their automaticity of basic math facts.

With the continued help and support of our PTO, we were able to provide many opportunities for parents, students, and teachers to come together. We had wonderful participation for the following events: Family Fall Festival, Daddy/Daughter Dance, Mother/Son Dance, Daddy and Dudes Building Workshop, Art Fair, Book Fair, Grade Level Performances, Redcliffe's Night of Music, Kindergarten Parent Workshops, and our Fifth Grade Information Night. Our Guidance Department offered several guest speakers during the year for parents and students to encourage good character and healthy habits. Students were recognized throughout the year for academic success, academic improvement, perfect attendance, and good character.

Redcliffe Elementary School is making steady progress in meeting rigorous goals. The dedicated faculty and staff work diligently, and we are proud of the continued growth that we see in our students. We are looking forward to another exciting school year that is sure to offer new, innovative ways to reach our student population!

Julie A. Revella, Principal
Caroline Carter, SIC Chair

Comprehensive detail, including definitions of ratings, performance criteria, and explanations of status, is available on www.ed.sc.gov and www.eoc.sc.gov as well as school and school district websites.

Printed versions are available from school districts upon request.

Abbreviations Key

N/A Not Applicable N/AV Not Available N/C Not Collected N/R Not Reported I/S Insufficient Sample TBD To be determined
NI Newly Identified CSI Continuing School Improvement CA Corrective Action RP Plan to Restructure R Restructure DELAY School Improvement Status HOLD School Improvement Status