



SC Annual School Report Card Summary

OAKWOOD-WINDSOR ELEMENTARY
Aiken
Grades: PK-5 **Enrollment: 478**
Principal: Debra McCord
Superintendent: Dr. Elizabeth Everitt
Board Chair: Ms. Rosemary B. English

PERFORMANCE

Comprehensive detail, including definitions of ratings, performance criteria, and explanations of status, is available on www.ed.sc.gov and www.eoc.sc.gov as well as school and school district websites. Printed versions are available from school districts upon request.

YEAR	ABSOLUTE RATING	GROWTH RATING	PALMETTO GOLD AND SILVER AWARD		AYP STATUS	NCLB IMPROVEMENT STATUS
			General Performance	Closing the Gap		
2011	Below Average	Average	TBD	TBD	Not Met	N/A
2010	Average	Good	Silver	N/A	Met	N/A
2009	Average	Average	N/A	N/A	Met	N/A

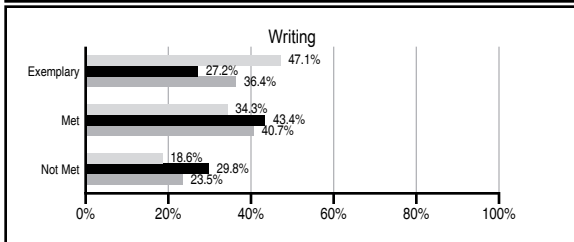
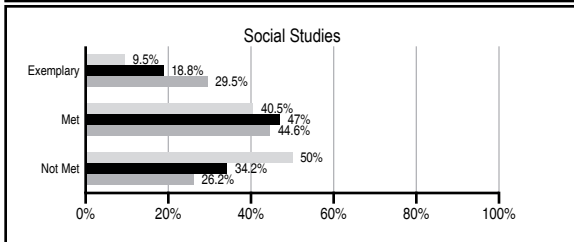
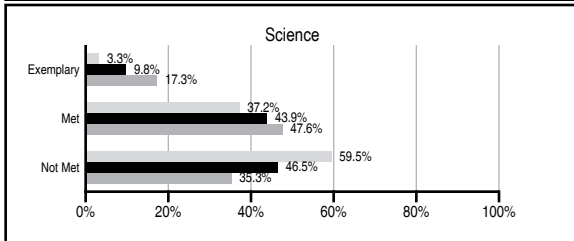
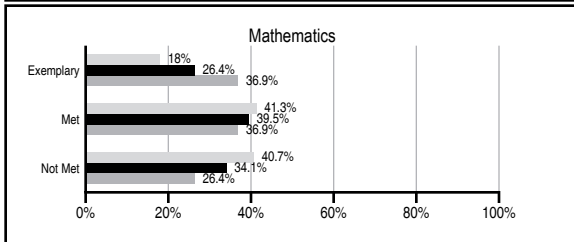
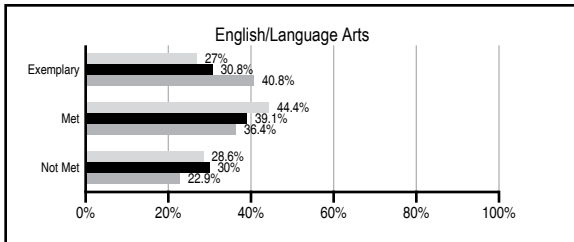
ABSOLUTE RATINGS OF ELEMENTARY SCHOOLS WITH STUDENTS LIKE OURS*

EXCELLENT	GOOD	AVERAGE	BELOW AVERAGE	AT-RISK
4	11	95	27	6

* Ratings are calculated with data available by 11/09/2011. Schools with Students Like Ours are Elementary Schools with Poverty Indices of no more than 5% above or below the index for this school.

PASS PERFORMANCE

Our School
 Elementary Schools with Students Like Ours
 Elementary schools statewide



NAEP PERFORMANCE*

* Performance reported for SC and nation, data not available at school level. Percentages at NAEP Achievement Levels.



SC PERFORMANCE VISION

By 2020 all students will graduate with the knowledge and skills necessary to compete successfully in the global economy, participate in a democratic society and contribute positively as members of families and communities.

Abbreviations Key

N/A Not Applicable N/AV Not Available N/C Not Collected N/R Not Reported I/S Insufficient Sample TBD To be determined

NI Newly Identified CSI Continuing School Improvement CA Corrective Action RP Plan to Restructure R Restructure DELAY School Improvement Status HOLD School Improvement Status

OAKWOOD-WINDSOR ELEMENTARY [Aiken]

SCHOOL PROFILE

	Our School	Change from Last Year	Elementary Schools with Students Like Ours	Median Elementary School
Students (n=478)				
Retention rate	1.2%	Down from 1.6%	1.4%	1.1%
Attendance rate	96.1%	Up from 95.4%	95.9%	96.2%
Served by gifted and talented program	8.0%	Down from 8.3%	8.3%	13.4%
With disabilities other than speech	3.6%	Down from 8.2%	4.5%	4.1%
Older than usual for grade	0.4%	Down from 0.8%	0.5%	0.3%
Out-of-school suspensions or expulsions for violent and/or criminal offenses	0.2%	Up from 0.0%	0.0%	0.0%
Teachers (n=35)				
Teachers with advanced degrees	74.3%	Up from 71.1%	61.9%	62.5%
Continuing contract teachers	85.7%	Up from 84.2%	85.6%	88.2%
Teachers returning from previous year	85.7%	Down from 89.5%	86.4%	87.8%
Teacher attendance rate	93.1%	Up from 89.9%	95.1%	95.2%
Average teacher salary*	\$49,399	Up 1.3%	\$45,695	\$46,773
Classes not taught by highly qualified teachers	0.0%	No Change	0.0%	0.0%
Professional development days/teacher	10.5 days	Up from 4.1 days	10.3 days	10.5 days
School				
Principal's years at school	1.0	Down from 3.0	4.0	4.0
Student-teacher ratio in core subjects	23.5 to 1	Up from 21.8 to 1	18.3 to 1	19.9 to 1
Prime instructional time	88.5%	Up from 84.4%	90.0%	90.4%
Opportunities in the arts	Good	No Change	Good	Good
SACS accreditation	Yes	No Change	Yes	Yes
Parents attending conferences	100.0%	No Change	100.0%	100.0%
Character development program	Good	Down from Excellent	Excellent	Excellent
Dollars spent per pupil**	\$7,320	Down 5.0%	\$7,797	\$7,447
Percent of expenditures for instruction**	74.3%	Up from 72.0%	67.9%	68.4%
Percent of expenditures for teacher salaries**	71.0%	Up from 69.9%	64.7%	65.8%
% of AYP objectives met	82.4%	Down from 100.0%	82.4%	90.5%

* Length of contract = 185+ days.

** Prior year audited financial data available.

EVALUATION RESULTS

	Teachers	Students*	Parents*
Number of surveys returned	21	71	51
Percent satisfied with learning environment	71.4%	90.1%	87.2%
Percent satisfied with social and physical environment	95.2%	88.7%	88.0%
Percent satisfied with school-home relations	66.7%	88.7%	88.0%

*Only students at the highest elementary school grade level at this school and their parents were included.

REPORT OF PRINCIPAL AND SCHOOL IMPROVEMENT COUNCIL

Oakwood-Windsor Elementary School strives for academic excellence while providing a nurturing, close-knit environment for every child at the school. We value our reputation as "The Best Little School in the Country" and our ability to know each and every child on a personal level, enabling us to fully understand each child's strengths and weaknesses.

During the 2010-2011 school year we served children in not only 4K-5th grade, but we also housed a PALS class which served preschool children with language delays and a special needs preschool class. We provided a variety of programs throughout the year to support and enhance academic achievement including, Accelerated Reader incentive days, Science Night, Night of the Arts, Winter Wonderland Musical, Reading Recovery, CAI Lab, Spelling Bee, grade level field trips, MAP rewards, Honor Roll Celebrations, Heritage Day, Grandparent's Day, and an afterschool program. We believe these programs played an essential role in the achievement of students at Oakwood-Windsor Elementary School.

At Oakwood-Windsor, we continue to foster a love for reading. We have continued learning together and implementing the Aiken County Literacy Model to help every child become successful readers and thinkers. Reading is encouraged through read-alouds, independent reading time, shared and guided reading. Through class time and library time students are introduced to various genres, themes, authors, and topics. Students read with the principal to show off their reading skills. Students are rewarded for reaching their personalized reading goals throughout the year.

This year a high priority was to provide as much assistance as possible to children with academic difficulties. Through the use of small group instruction, Reading Recovery, Title I intervention personnel, EAA reading and math tutor, paraprofessionals providing direct intervention, and pull-out groups we were able to provide support to struggling students and address various needs in reading and math.

Through all these programs and activities, we are achieving PASS scores that meet district and state averages. Oakwood-Windsor Elementary was the recipient of the Palmetto Silver Award for overall performance. We also continue to meet the required achievement goals enabling us to make Adequate Yearly Progress. We are pleased with the progress being made and are looking forward to an even better future. We are very grateful to have excellent teachers, paraprofessionals, parents and students. We will continue striving to be "The Best Little School in the Country!"

Debra McCord, Principal
Kim Stokes, SIC Chairperson

Comprehensive detail, including definitions of ratings, performance criteria, and explanations of status, is available on www.ed.sc.gov and www.eoc.sc.gov as well as school and school district websites.

Printed versions are available from school districts upon request.

Abbreviations Key

N/A Not Applicable N/AV Not Available N/C Not Collected N/R Not Reported I/S Insufficient Sample TBD To be determined
NI Newly Identified CSI Continuing School Improvement CA Corrective Action RP Plan to Restructure R Restructure DELAY School Improvement Status HOLD School Improvement Status