



SC Annual School Report Card Summary

WARRENVILLE ELEMENTARY
Aiken

Grades: PK-5

Enrollment: 489

Principal: Brenda Smith

Superintendent: Dr. Elizabeth Everitt

Board Chair: Ms. Rosemary B. English

PERFORMANCE

Comprehensive detail, including definitions of ratings, performance criteria, and explanations of status, is available on www.ed.sc.gov and www.eoc.sc.gov as well as school and school district websites. Printed versions are available from school districts upon request.

YEAR	ABSOLUTE RATING	GROWTH RATING	PALMETTO GOLD AND SILVER AWARD		AYP STATUS	NCLB IMPROVEMENT STATUS
			General Performance	Closing the Gap		
2011	Average	Average	TBD	TBD	Not Met	N/A
2010	Average	Average	N/A	N/A	Met	N/A
2009	Average	Good	Silver	N/A	Met	N/A

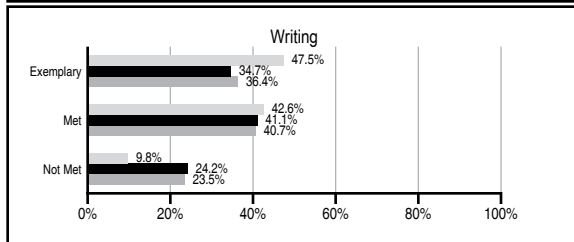
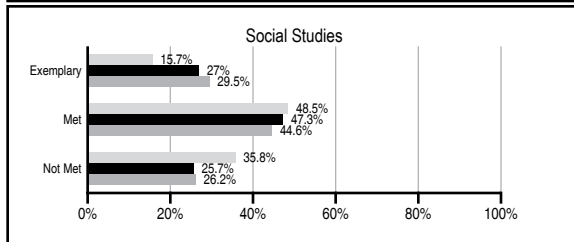
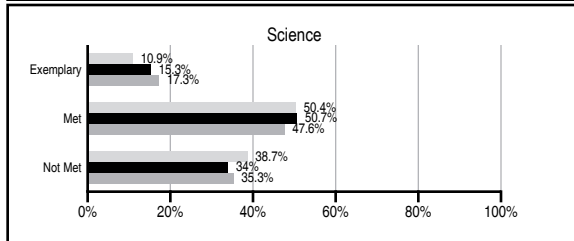
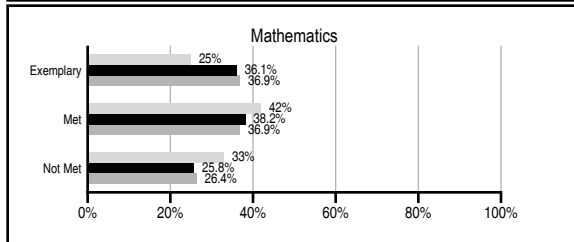
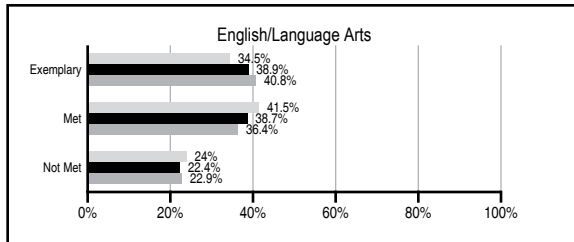
ABSOLUTE RATINGS OF ELEMENTARY SCHOOLS WITH STUDENTS LIKE OURS*

EXCELLENT	GOOD	AVERAGE	BELOW AVERAGE	AT-RISK
13	33	77	5	0

* Ratings are calculated with data available by 11/09/2011. Schools with Students Like Ours are Elementary Schools with Poverty Indices of no more than 5% above or below the index for this school.

PASS PERFORMANCE

Our School
 Elementary Schools with Students Like Ours
 Elementary schools statewide



NAEP PERFORMANCE*

* Performance reported for SC and nation, data not available at school level. Percentages at NAEP Achievement Levels.



SC PERFORMANCE VISION

By 2020 all students will graduate with the knowledge and skills necessary to compete successfully in the global economy, participate in a democratic society and contribute positively as members of families and communities.

Abbreviations Key

N/A Not Applicable N/AV Not Available N/C Not Collected N/R Not Reported I/S Insufficient Sample TBD To be determined

NI Newly Identified CSI Continuing School Improvement CA Corrective Action RP Plan to Restructure R Restructure DELAY School Improvement Status HOLD School Improvement Status

WARRENVILLE ELEMENTARY [Aiken]

SCHOOL PROFILE

	Our School	Change from Last Year	Elementary Schools with Students Like Ours	Median Elementary School
Students (n=489)				
Retention rate	1.4%	Down from 2.7%	1.0%	1.1%
Attendance rate	96.1%	Up from 95.6%	96.0%	96.2%
Served by gifted and talented program	11.9%	Up from 9.0%	12.8%	13.4%
With disabilities other than speech	5.2%	Down from 9.7%	4.8%	4.1%
Older than usual for grade	1.0%	Down from 1.6%	0.3%	0.3%
Out-of-school suspensions or expulsions for violent and/or criminal offenses	0.0%	No Change	0.0%	0.0%
Teachers (n=29)				
Teachers with advanced degrees	44.8%	Down from 50.0%	60.3%	62.5%
Continuing contract teachers	89.7%	Up from 89.3%	90.6%	88.2%
Teachers returning from previous year	90.6%	Up from 88.7%	87.9%	87.8%
Teacher attendance rate	93.8%	Up from 91.6%	95.1%	95.2%
Average teacher salary*	\$46,183	Down 2.0%	\$46,621	\$46,773
Classes not taught by highly qualified teachers	0.0%	No Change	0.0%	0.0%
Professional development days/teacher	11.6 days	Up from 9.8 days	10.9 days	10.5 days
School				
Principal's years at school	2.0	Up from 1.0	4.0	4.0
Student-teacher ratio in core subjects	23.0 to 1	Up from 20.4 to 1	19.7 to 1	19.9 to 1
Prime instructional time	87.0%	Up from 85.5%	90.2%	90.4%
Opportunities in the arts	Good	No Change	Good	Good
SACS accreditation	Yes	No Change	Yes	Yes
Parents attending conferences	100.0%	No Change	100.0%	100.0%
Character development program	Excellent	Up from Good	Excellent	Excellent
Dollars spent per pupil**	\$6,651	Down 5.2%	\$7,336	\$7,447
Percent of expenditures for instruction**	72.1%	Up from 70.6%	67.9%	68.4%
Percent of expenditures for teacher salaries**	67.6%	Up from 67.0%	65.2%	65.8%
% of AYP objectives met	94.1%	Down from 100.0%	92.3%	90.5%

* Length of contract = 185+ days.

** Prior year audited financial data available.

EVALUATION RESULTS

	Teachers	Students*	Parents*
Number of surveys returned	27	60	64
Percent satisfied with learning environment	100.0%	86.4%	91.8%
Percent satisfied with social and physical environment	100.0%	84.5%	84.4%
Percent satisfied with school-home relations	88.9%	86.4%	87.3%

*Only students at the highest elementary school grade level at this school and their parents were included.

REPORT OF PRINCIPAL AND SCHOOL IMPROVEMENT COUNCIL

PRINCIPAL'S / SCHOOL IMPROVEMENT COUNCIL REPORT

Warrenville Elementary has experienced a successful school year. We were recognized for earning the Palmetto Silver award for student achievement. This award is based on absolute and improvement rating on the 2010 school report card. The school also made Adequate Yearly Progress. Warrenville Elementary is extremely proud of the accomplishments and successes made by our students, faculty and staff. Our school successes are based on our academic programs, data-driven decision-making, good home-school relations, professional development activities, teacher collaboration and teamwork. We accept the challenge to continue to strive for academic excellence and meet the needs of all of our students.

As we emphasize our commitment to support the spirit of our community and provide a quality education for all students, student achievement remains our number one priority. We recognize the importance of an environment that promotes intellectual, emotional, personal, and social growth while preparing our students for success in our changing world.

School-wide best practice academic strategies include the literacy reading model, reading across the curriculum, vertical team planning, interventions and accommodations and awareness of diverse learning styles. Study Island, our computer assisted instructional lab, provides individualized tiered instruction in English/Language Arts and math. School-wide ELA strategies include small group instruction, leveled text usage, Accelerated Reader, and a reading interventionist. Math academic strategies include the use of manipulatives, flexible grouping and accommodations. Science and social studies strategies include the use of inquiry, exploration, research and field studies. Additional support comes through partner teachers and collaboration among grade level teachers.

Reading, math, family and science nights are examples of our monthly educational programs designed to involve and educate parents in the growth and development of their children. We have increased our stakeholder involvement and their understanding of our mission. Our goal is to ensure that each child is prepared academically, socially and emotionally for the 21st century.

Dana Head, School Improvement Council Chair
Brenda J. Smith, Principal

Comprehensive detail, including definitions of ratings, performance criteria, and explanations of status, is available on www.ed.sc.gov and www.eoc.sc.gov as well as school and school district websites.

Printed versions are available from school districts upon request.

Abbreviations Key

N/A Not Applicable N/AV Not Available N/C Not Collected N/R Not Reported I/S Insufficient Sample TBD To be determined

NI Newly Identified CSI Continuing School Improvement CA Corrective Action RP Plan to Restructure R Restructure DELAY School Improvement Status HOLD School Improvement Status