



SC Annual School Report Card Summary

NORTH AIKEN ELEMENTARY/PINECREST
Aiken
Grades: PK-5 Enrollment: 510
Principal: Rhonda D. Ray
Superintendent: Dr. Elizabeth Everitt
Board Chair: Ms. Rosemary B. English

PERFORMANCE

Comprehensive detail, including definitions of ratings, performance criteria, and explanations of status, is available on www.ed.sc.gov and www.eoc.sc.gov as well as school and school district websites. Printed versions are available from school districts upon request.

YEAR	ABSOLUTE RATING	GROWTH RATING	PALMETTO GOLD AND SILVER AWARD		AYP STATUS	NCLB IMPROVEMENT STATUS
			General Performance	Closing the Gap		
2011	Below Average	Average	TBD	TBD	Not Met	N/A
2010	Average	Below Average	N/A	N/A	Met	N/A
2009	Average	Average	N/A	N/A	Met	N/A

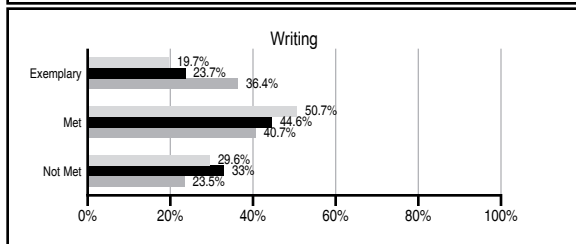
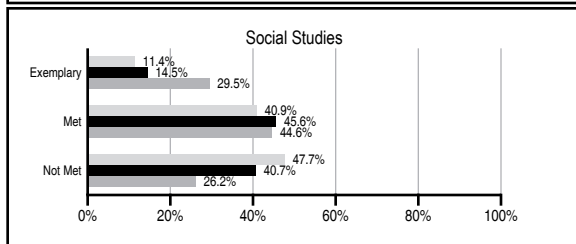
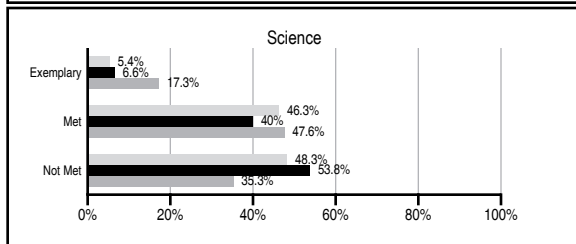
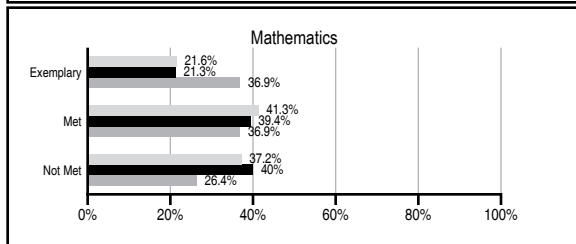
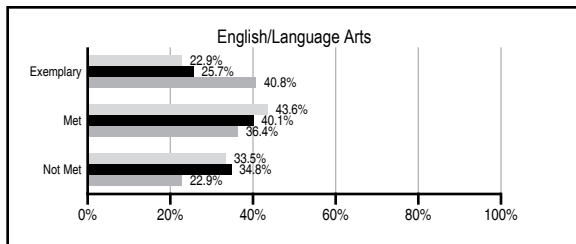
ABSOLUTE RATINGS OF ELEMENTARY SCHOOLS WITH STUDENTS LIKE OURS*

EXCELLENT	GOOD	AVERAGE	BELOW AVERAGE	AT-RISK
0	5	76	49	23

* Ratings are calculated with data available by 11/09/2011. Schools with Students Like Ours are Elementary Schools with Poverty Indices of no more than 5% above or below the index for this school.

PASS PERFORMANCE

Our School
 Elementary Schools with Students Like Ours
 Elementary schools statewide



NAEP PERFORMANCE*

* Performance reported for SC and nation, data not available at school level. Percentages at NAEP Achievement Levels.



SC PERFORMANCE VISION

By 2020 all students will graduate with the knowledge and skills necessary to compete successfully in the global economy, participate in a democratic society and contribute positively as members of families and communities.

Abbreviations Key

N/A Not Applicable N/AV Not Available N/C Not Collected N/R Not Reported I/S Insufficient Sample TBD To be determined

NI Newly Identified CSI Continuing School Improvement CA Corrective Action RP Plan to Restructure R Restructure DELAY School Improvement Status HOLD School Improvement Status

NORTH AIKEN ELEMENTARY/PINECREST [Aiken]

SCHOOL PROFILE

	Our School	Change from Last Year	Elementary Schools with Students Like Ours	Median Elementary School
Students (n=510)				
Retention rate	0.4%	Down from 0.6%	1.5%	1.1%
Attendance rate	95.4%	Up from 94.9%	96.0%	96.2%
Served by gifted and talented program	4.5%	Up from 4.2%	5.1%	13.4%
With disabilities other than speech	3.7%	Down from 10.5%	4.3%	4.1%
Older than usual for grade	0.4%	Down from 1.0%	0.6%	0.3%
Out-of-school suspensions or expulsions for violent and/or criminal offenses	0.0%	No Change	0.0%	0.0%
Teachers (n=40)				
Teachers with advanced degrees	65.0%	Up from 56.4%	61.9%	62.5%
Continuing contract teachers	90.0%	Down from 92.3%	81.8%	88.2%
Teachers returning from previous year	83.4%	Down from 88.4%	84.3%	87.8%
Teacher attendance rate	94.9%	Up from 90.2%	95.2%	95.2%
Average teacher salary*	\$46,241	Up 1.3%	\$45,180	\$46,773
Classes not taught by highly qualified teachers	0.0%	Down from 2.0%	0.0%	0.0%
Professional development days/teacher	11.6 days	Up from 7.9 days	10.6 days	10.5 days
School				
Principal's years at school	3.0	Up from 2.0	3.0	4.0
Student-teacher ratio in core subjects	20.0 to 1	Up from 18.1 to 1	17.6 to 1	19.9 to 1
Prime instructional time	89.2%	Up from 84.2%	90.3%	90.4%
Opportunities in the arts	Good	No Change	Good	Good
SACS accreditation	Yes	No Change	Yes	Yes
Parents attending conferences	100.0%	No Change	100.0%	100.0%
Character development program	Average	No Change	Excellent	Excellent
Dollars spent per pupil**	\$7,713	Down 5.9%	\$8,566	\$7,447
Percent of expenditures for instruction**	72.3%	Up from 70.6%	67.6%	68.4%
Percent of expenditures for teacher salaries**	69.0%	Up from 68.4%	63.9%	65.8%
% of AYP objectives met	69.2%	Down from 100.0%	76.9%	90.5%

* Length of contract = 185+ days.

** Prior year audited financial data available.

EVALUATION RESULTS

	Teachers	Students*	Parents*
Number of surveys returned	35	68	32
Percent satisfied with learning environment	62.9%	79.4%	71.0%
Percent satisfied with social and physical environment	60.0%	76.1%	71.9%
Percent satisfied with school-home relations	40.0%	89.7%	64.5%

*Only students at the highest elementary school grade level at this school and their parents were included.

REPORT OF PRINCIPAL AND SCHOOL IMPROVEMENT COUNCIL

The 2010-11 school year at North Aiken Elementary School proved to be a year of successes and challenges for the students, teachers, staff, and parents. The school sponsored parenting workshops. Workshop topics included the following: discipline, parent-child connectedness, stress management, and strategies for helping children be successful in school. A speech therapist and two reading interventionists conducted a reading strategy workshop at a local community housing where several of our students reside.

North Aiken continued its partnership with the University of South Carolina Aiken as a Professional Development School for early childhood practicum students. The teachers at North Aiken continued to provide quality education based on best practices. Teachers participated in weekly grade level meetings. Teachers provided individual student letters with directions for students and parents to access the district's website to practice interactive reading and math activities during the Spring Break based on MAP data. The School Intervention Team met monthly to review data to determine individual, grade level, and school wide progress. Alpha Kappa Alpha Sorority members sponsored the Reading Is Fun (RIF) Program. They met with a select group of students three times during the school year and provided interactive activities to promote the enjoyment of reading.

There were various opportunities for parents and family members to participate in parenting events. Some of the major parenting events for 2010-11 included the following: Grands Are Great, Empowering Dads Breakfast, Empowering Moms Breakfast, Literacy Night, and Art Extravaganza.

We thank the students, teachers, staff, and parents for a great year. We look forward to continuing to work together to meet the needs of the students. We encourage input from parents, community members, teachers, staff, and students.

Rhonda D. Ray, Principal
Adrienne Harris, SIC Chairperson

Comprehensive detail, including definitions of ratings, performance criteria, and explanations of status, is available on www.ed.sc.gov and www.eoc.sc.gov as well as school and school district websites.

Printed versions are available from school districts upon request.

Abbreviations Key

N/A Not Applicable N/AV Not Available N/C Not Collected N/R Not Reported I/S Insufficient Sample TBD To be determined

NI Newly Identified CSI Continuing School Improvement CA Corrective Action RP Plan to Restructure R Restructure DELAY School Improvement Status HOLD School Improvement Status