



SC Annual School Report Card Summary

HAMMOND HILL ELEMENTARY
Aiken

Grades: PK-5

Enrollment: 740

Principal: Janet Vaughan

Superintendent: Dr. Elizabeth Everitt

Board Chair: Ms. Rosemary B. English

PERFORMANCE

Comprehensive detail, including definitions of ratings, performance criteria, and explanations of status, is available on www.ed.sc.gov and www.eoc.sc.gov as well as school and school district websites. Printed versions are available from school districts upon request.

YEAR	ABSOLUTE RATING	GROWTH RATING	PALMETTO GOLD AND SILVER AWARD		AYP STATUS	NCLB IMPROVEMENT STATUS
			General Performance	Closing the Gap		
2011	Excellent	Excellent	TBD	TBD	Met	N/A
2010	Excellent	Excellent	Gold	Silver	Met	N/A
2009	Excellent	Excellent	Gold	Silver	Met	N/A

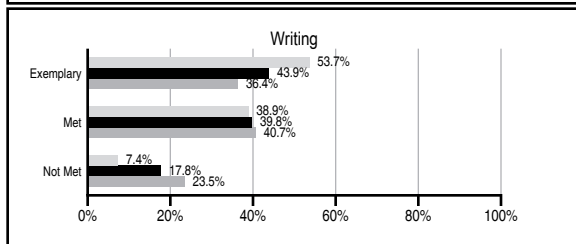
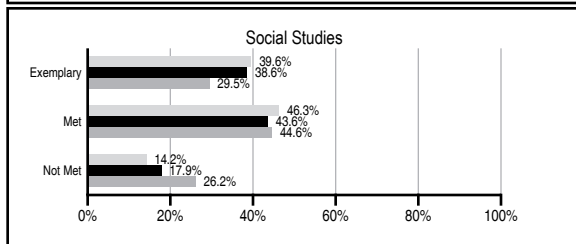
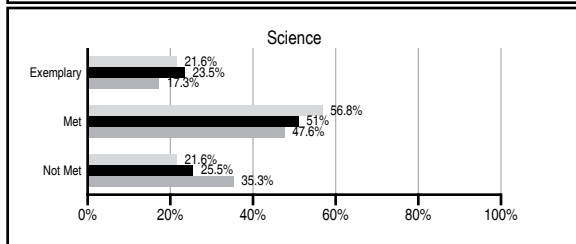
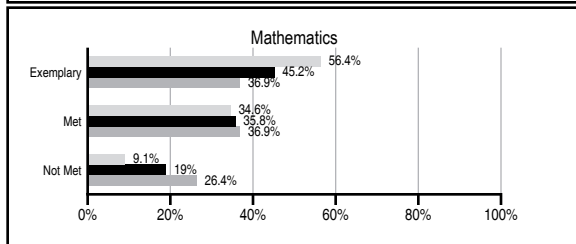
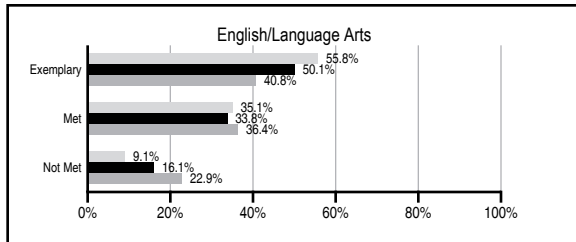
ABSOLUTE RATINGS OF ELEMENTARY SCHOOLS WITH STUDENTS LIKE OURS*

EXCELLENT	GOOD	AVERAGE	BELOW AVERAGE	AT-RISK
28	29	5	1	0

* Ratings are calculated with data available by 11/09/2011. Schools with Students Like Ours are Elementary Schools with Poverty Indices of no more than 5% above or below the index for this school.

PASS PERFORMANCE

Our School
 Elementary Schools with Students Like Ours
 Elementary schools statewide



NAEP PERFORMANCE*

* Performance reported for SC and nation, data not available at school level. Percentages at NAEP Achievement Levels.



SC PERFORMANCE VISION

By 2020 all students will graduate with the knowledge and skills necessary to compete successfully in the global economy, participate in a democratic society and contribute positively as members of families and communities.

Abbreviations Key

N/A Not Applicable N/AV Not Available N/C Not Collected N/R Not Reported I/S Insufficient Sample TBD To be determined

NI Newly Identified CSI Continuing School Improvement CA Corrective Action RP Plan to Restructure R Restructure DELAY School Improvement Status HOLD School Improvement Status

HAMMOND HILL ELEMENTARY [Aiken]

SCHOOL PROFILE

	Our School	Change from Last Year	Elementary Schools with Students Like Ours	Median Elementary School
Students (n=740)				
Retention rate	1.3%	No Change	0.9%	1.1%
Attendance rate	96.3%	Down from 96.7%	96.5%	96.2%
Served by gifted and talented program	18.1%	Up from 16.3%	20.3%	13.4%
With disabilities other than speech	1.1%	Down from 6.0%	3.5%	4.1%
Older than usual for grade	0.5%	Down from 0.8%	0.2%	0.3%
Out-of-school suspensions or expulsions for violent and/or criminal offenses	0.0%	No Change	0.0%	0.0%
Teachers (n=45)				
Teachers with advanced degrees	73.3%	Up from 71.1%	64.7%	62.5%
Continuing contract teachers	95.6%	Up from 88.9%	90.9%	88.2%
Teachers returning from previous year	91.3%	Down from 92.8%	89.6%	87.8%
Teacher attendance rate	92.8%	Down from 95.1%	95.1%	95.2%
Average teacher salary*	\$49,334	Up 3.1%	\$48,370	\$46,773
Classes not taught by highly qualified teachers	0.0%	Down from 2.2%	0.0%	0.0%
Professional development days/teacher	12.6 days	Up from 10.6 days	9.8 days	10.5 days
School				
Principal's years at school	6.0	Up from 5.0	5.0	4.0
Student-teacher ratio in core subjects	22.0 to 1	Down from 22.3 to 1	20.9 to 1	19.9 to 1
Prime instructional time	88.1%	Down from 90.2%	90.8%	90.4%
Opportunities in the arts	Good	No Change	Good	Good
SACS accreditation	Yes	No Change	Yes	Yes
Parents attending conferences	100.0%	No Change	100.0%	100.0%
Character development program	Excellent	No Change	Excellent	Excellent
Dollars spent per pupil**	\$5,727	Down 5.1%	\$6,881	\$7,447
Percent of expenditures for instruction**	77.4%	Up from 72.8%	69.5%	68.4%
Percent of expenditures for teacher salaries**	73.5%	Up from 68.6%	68.6%	65.8%
% of AYP objectives met	100.0%	No Change	93.3%	90.5%

* Length of contract = 185+ days.

** Prior year audited financial data available.

EVALUATION RESULTS

	Teachers	Students*	Parents*
Number of surveys returned	40	106	51
Percent satisfied with learning environment	100.0%	88.7%	98.0%
Percent satisfied with social and physical environment	100.0%	82.7%	96.1%
Percent satisfied with school-home relations	100.0%	84.0%	98.0%

*Only students at the highest elementary school grade level at this school and their parents were included.

REPORT OF PRINCIPAL AND SCHOOL IMPROVEMENT COUNCIL

Hammond Hill Elementary is the recipient of the Palmetto Gold Award and Closing the Achievement Gap Award. Our Red Carpet school provides effective customer service and maintains a tradition of high academic standards. Situated in a residential section of the city of North Augusta, the school serves approximately 750 students in grades Pre-k through 5. Our teachers and students have been recognized for many outstanding accomplishments in local, regional, state and national competitions.

Hammond Hill Elementary provides a variety of activities, clubs and opportunities to enhance student learning such as Book-It, Kids Get Fit Day, Character Education, Science Day, Math Day, DARE, Field Day, Multicultural Month, Author Celebration, Career Day, Red Ribbon Week, Positive Office Referrals, Pep Squad, Double H Reading Club, Chorus, Running Club, Science Club, Literary Club, Accelerated Reader Program and our Gifted and Talented Program. Students also participate as television anchors on the WHHE Morning News Show. This show is broadcasted and viewed on classroom SMART Boards.

Each classroom at Hammond Hill sponsors a Classroom Service Learning Project that enriches learning by engaging students in meaningful ways that serve our community. Our students are very active by collecting toys for needy children, collecting canned goods for the Golden Harvest Food Bank and Community Ministries, and providing Easter baskets for homebound senior citizens. Hammond Hill parents are key partners in fostering an environment of excellence and personal achievement. Our School Improvement Council and Parent Teacher Organization were instrumental in the renovation of our kindergarten playground this past year.

A strong emphasis has been placed on writing at our school where students attend a computer writing lab to learn more about the Six Trait Writing process. An Author's Tea is held annually in the spring, where parents are invited to hear the writings of our students which have been published in a hard-bound book. With the bee as our mascot, Hammond Hill is buzzing with innovative vision and new projects that make HHE the place to BEE!

Janet Vaughan, Principal
Joye McCurry, SIC Chairperson

Comprehensive detail, including definitions of ratings, performance criteria, and explanations of status, is available on www.ed.sc.gov and www.eoc.sc.gov as well as school and school district websites.

Printed versions are available from school districts upon request.

Abbreviations Key

N/A Not Applicable N/AV Not Available N/C Not Collected N/R Not Reported I/S Insufficient Sample TBD To be determined

NI Newly Identified CSI Continuing School Improvement CA Corrective Action RP Plan to Restructure R Restructure DELAY School Improvement Status HOLD School Improvement Status