



SC Annual School Report Card Summary

J D LEVER ELEMENTARY
Aiken

Grades: PK-5

Enrollment: 586

Principal: Renee Mack

Superintendent: Dr. Elizabeth Everitt

Board Chair: Ms. Rosemary B. English

PERFORMANCE

Comprehensive detail, including definitions of ratings, performance criteria, and explanations of status, is available on www.ed.sc.gov and www.eoc.sc.gov as well as school and school district websites. Printed versions are available from school districts upon request.

YEAR	ABSOLUTE RATING	GROWTH RATING	PALMETTO GOLD AND SILVER AWARD		AYP STATUS	NCLB IMPROVEMENT STATUS
			General Performance	Closing the Gap		
2011	Average	Average	TBD	TBD	Not Met	N/A
2010	Average	Excellent	Gold	Silver	Met	N/A
2009	Average	Average	N/A	N/A	Met	N/A

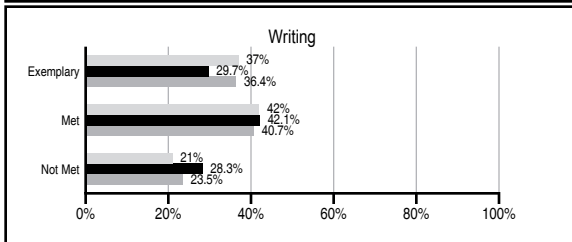
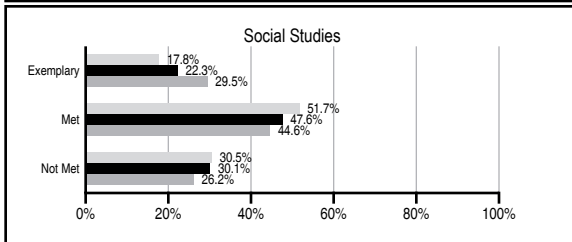
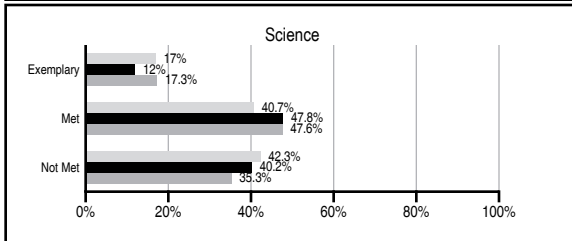
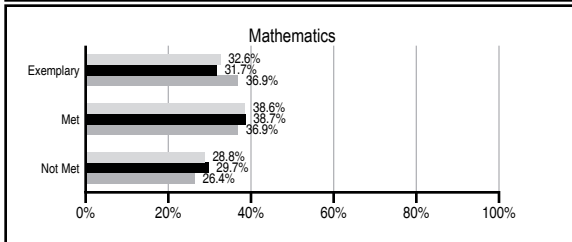
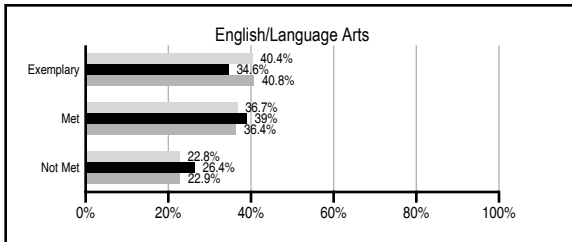
ABSOLUTE RATINGS OF ELEMENTARY SCHOOLS WITH STUDENTS LIKE OURS*

EXCELLENT	GOOD	AVERAGE	BELOW AVERAGE	AT-RISK
4	15	92	12	0

* Ratings are calculated with data available by 11/09/2011. Schools with Students Like Ours are Elementary Schools with Poverty Indices of no more than 5% above or below the index for this school.

PASS PERFORMANCE


Our School
 Elementary Schools with Students Like Ours
 Elementary schools statewide




NAEP PERFORMANCE*

* Performance reported for SC and nation, data not available at school level. Percentages at NAEP Achievement Levels.

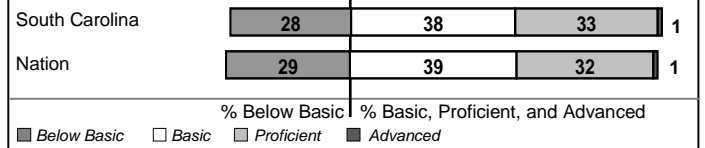
READING – GRADE 4 (2011)



MATH – GRADE 4 (2011)



SCIENCE – GRADE 4 (2009)



SC PERFORMANCE VISION

By 2020 all students will graduate with the knowledge and skills necessary to compete successfully in the global economy, participate in a democratic society and contribute positively as members of families and communities.

Abbreviations Key

N/A Not Applicable N/AV Not Available N/C Not Collected N/R Not Reported I/S Insufficient Sample TBD To be determined

NI Newly Identified CSI Continuing School Improvement CA Corrective Action RP Plan to Restructure R Restructure DELAY School Improvement Status HOLD School Improvement Status

J D LEVER ELEMENTARY [Aiken]

SCHOOL PROFILE

	Our School	Change from Last Year	Elementary Schools with Students Like Ours	Median Elementary School
Students (n=586)				
Retention rate	0.8%	Down from 2.0%	1.3%	1.1%
Attendance rate	95.2%	Down from 95.4%	95.8%	96.2%
Served by gifted and talented program	12.8%	Up from 9.3%	11.3%	13.4%
With disabilities other than speech	5.0%	Down from 8.7%	4.8%	4.1%
Older than usual for grade	0.2%	Up from 0.0%	0.3%	0.3%
Out-of-school suspensions or expulsions for violent and/or criminal offenses	0.0%	No Change	0.0%	0.0%
Teachers (n=41)				
Teachers with advanced degrees	58.5%	Up from 56.1%	60.0%	62.5%
Continuing contract teachers	90.2%	Down from 95.1%	88.2%	88.2%
Teachers returning from previous year	90.4%	Down from 91.0%	87.3%	87.8%
Teacher attendance rate	94.0%	Up from 93.9%	94.9%	95.2%
Average teacher salary*	\$47,501	Up 1.4%	\$46,601	\$46,773
Classes not taught by highly qualified teachers	0.0%	No Change	0.0%	0.0%
Professional development days/teacher	7.7 days	Up from 7.4 days	11.2 days	10.5 days
School				
Principal's years at school	13.0	Up from 12.0	4.0	4.0
Student-teacher ratio in core subjects	17.9 to 1	Down from 18.2 to 1	19.6 to 1	19.9 to 1
Prime instructional time	88.2%	Down from 88.4%	89.7%	90.4%
Opportunities in the arts	Good	No Change	Good	Good
SACS accreditation	Yes	No Change	Yes	Yes
Parents attending conferences	100.0%	No Change	100.0%	100.0%
Character development program	Excellent	No Change	Excellent	Excellent
Dollars spent per pupil**	\$6,920	Up 6.1%	\$7,420	\$7,447
Percent of expenditures for instruction**	74.1%	Up from 70.1%	67.5%	68.4%
Percent of expenditures for teacher salaries**	70.7%	Up from 64.4%	64.6%	65.8%
% of AYP objectives met	76.2%	Down from 100.0%	88.2%	90.5%

* Length of contract = 185+ days.

** Prior year audited financial data available.

EVALUATION RESULTS

	Teachers	Students*	Parents*
Number of surveys returned	39	82	49
Percent satisfied with learning environment	100.0%	86.6%	95.9%
Percent satisfied with social and physical environment	100.0%	90.1%	89.6%
Percent satisfied with school-home relations	100.0%	91.5%	91.8%

*Only students at the highest elementary school grade level at this school and their parents were included.

REPORT OF PRINCIPAL AND SCHOOL IMPROVEMENT COUNCIL

J. D. Lever Elementary is a family-friendly community school that involves all stakeholders in the education of our children. Our main focus continues to be on student achievement with an emphasis on character development. We are very proud of the accomplishments made during the 2010-2011 school year. A few of these accomplishments include:

We were recognized as being a Palmetto Gold Award School Winner for Academic Performance and Palmetto Silver Award School Winner for Growth in Achievement. These awards are a tribute to the faculty, staff, students and school community for focusing on effective classroom instruction and setting high standards for all students.

Our collaboration with USC-Aiken continued to provide college students "real life" experiences in working with elementary students in classroom settings through the on-site Professional Development School (PDS). The PDS Program provides individual assistance to the students and special training and support to the faculty.

Marina Vantry, music teacher, provided many opportunities for the J. D. Lever Chorus to perform in the community. The chorus sang at the opening ceremony honoring the 175th birthday of Aiken, "Celebrate Aiken". In celebration of the city of Aiken's 175th birthday and with the help of Elizabeth White, art teacher, various students' art work was selected to be placed in a time capsule to be opened in the year 2035.

In support of our Nation's emphasis to improve the health of adolescents, Mark Bolton, Physical Education teacher, provided several new programs focusing on outdoor activities. The National Archery in the Schools Program (NASP) provided training and equipment to teach archery. The First Tee of Aiken Golf Program provided training and equipment to introduce the game of golf to students with an emphasis on positive character development and life enhancing values. The Walking Works for South Carolina Schools Program, sponsored by Blue Cross/Blue Shield, encouraged students and staff to participate in a 12 week walking club. This program provided a fun and unique opportunity for students to get outdoors and engage in physical activity.

The Golden Harvest Food Bank continued to provide healthy weekend snacks for 108 at-risk students. Our students in turn helped our community by collecting 3,240 canned goods to feed the hungry.

Teachers were awarded more than \$3000.00 in grants for the school year.

Mrs. Renee Mack, Principal
Mrs. Julie Corbett, School Improvement Chairperson

Comprehensive detail, including definitions of ratings, performance criteria, and explanations of status, is available on www.ed.sc.gov and www.eoc.sc.gov as well as school and school district websites.

Printed versions are available from school districts upon request.

Abbreviations Key

N/A Not Applicable N/AV Not Available N/C Not Collected N/R Not Reported I/S Insufficient Sample TBD To be determined
NI Newly Identified CSI Continuing School Improvement CA Corrective Action RP Plan to Restructure R Restructure DELAY School Improvement Status HOLD School Improvement Status