



# SC Annual School Report Card Summary

**BYRD ELEMENTARY**  
Aiken

Grades: PK-5

Enrollment: 728

Principal: Mr. Russell Gunter

Superintendent: Dr. Elizabeth Everitt

Board Chair: Ms. Rosemary B. English

## PERFORMANCE

Comprehensive detail, including definitions of ratings, performance criteria, and explanations of status, is available on [www.ed.sc.gov](http://www.ed.sc.gov) and [www.eoc.sc.gov](http://www.eoc.sc.gov) as well as school and school district websites. Printed versions are available from school districts upon request.

YEAR	ABSOLUTE RATING	GROWTH RATING	PALMETTO GOLD AND SILVER AWARD		AYP STATUS	NCLB IMPROVEMENT STATUS
			General Performance	Closing the Gap		
2011	Average	Average	TBD	TBD	Not Met	N/A
2010	Average	Average	N/A	N/A	Met	N/A
2009	Average	Average	N/A	N/A	Met	N/A

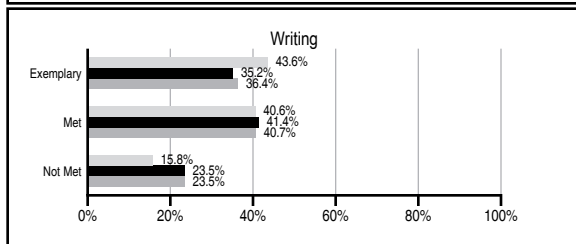
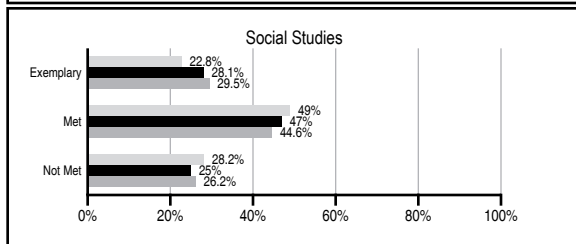
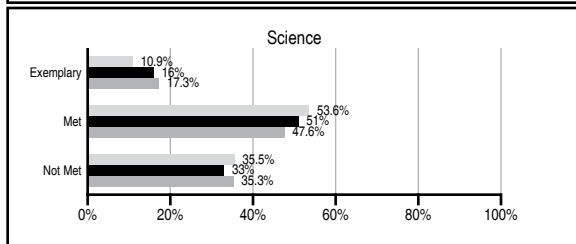
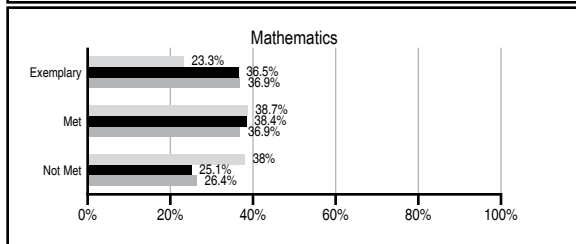
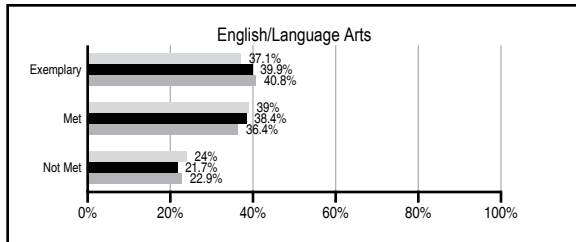
## ABSOLUTE RATINGS OF ELEMENTARY SCHOOLS WITH STUDENTS LIKE OURS\*

EXCELLENT	GOOD	AVERAGE	BELOW AVERAGE	AT-RISK
16	35	71	3	0

\* Ratings are calculated with data available by 11/09/2011. Schools with Students Like Ours are Elementary Schools with Poverty Indices of no more than 5% above or below the index for this school.

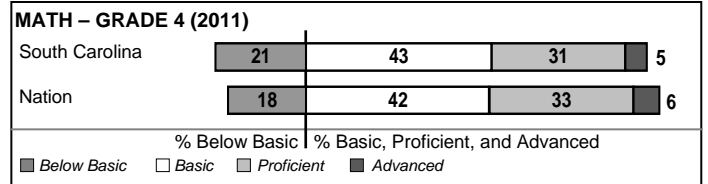
## PASS PERFORMANCE

Our School
  Elementary Schools with Students Like Ours
  Elementary schools statewide



## NAEP PERFORMANCE\*

\* Performance reported for SC and nation, data not available at school level. Percentages at NAEP Achievement Levels.



## SC PERFORMANCE VISION

*By 2020 all students will graduate with the knowledge and skills necessary to compete successfully in the global economy, participate in a democratic society and contribute positively as members of families and communities.*

### Abbreviations Key

N/A Not Applicable N/AV Not Available N/C Not Collected N/R Not Reported I/S Insufficient Sample TBD To be determined

NI Newly Identified CSI Continuing School Improvement CA Corrective Action RP Plan to Restructure R Restructure DELAY School Improvement Status HOLD School Improvement Status

# BYRD ELEMENTARY [Aiken]

## SCHOOL PROFILE

	Our School	Change from Last Year	Elementary Schools with Students Like Ours	Median Elementary School
<b>Students (n=728)</b>				
Retention rate	2.8%	Down from 3.5%	1.2%	1.1%
Attendance rate	96.1%	Up from 95.7%	96.0%	96.2%
Served by gifted and talented program	10.5%	Down from 10.9%	13.9%	13.4%
With disabilities other than speech	2.9%	Down from 6.3%	5.2%	4.1%
Older than usual for grade	0.7%	Down from 1.2%	0.2%	0.3%
Out-of-school suspensions or expulsions for violent and/or criminal offenses	0.0%	No Change	0.0%	0.0%
<b>Teachers (n=45)</b>				
Teachers with advanced degrees	55.6%	Up from 51.2%	60.9%	62.5%
Continuing contract teachers	86.7%	Up from 80.5%	90.6%	88.2%
Teachers returning from previous year	91.9%	Down from 92.7%	88.4%	87.8%
Teacher attendance rate	94.2%	Down from 94.8%	95.1%	95.2%
Average teacher salary*	\$47,634	Up 0.5%	\$46,767	\$46,773
Classes not taught by highly qualified teachers	2.8%	Down from 4.0%	0.0%	0.0%
Professional development days/teacher	16.1 days	Up from 6.9 days	10.4 days	10.5 days
<b>School</b>				
Principal's years at school	2.0	Up from 1.0	4.0	4.0
Student-teacher ratio in core subjects	24.3 to 1	Up from 20.6 to 1	20.0 to 1	19.9 to 1
Prime instructional time	89.0%	Down from 89.9%	90.3%	90.4%
Opportunities in the arts	Good	No Change	Good	Good
SACS accreditation	Yes	No Change	Yes	Yes
Parents attending conferences	100.0%	Up from 83.8%	100.0%	100.0%
Character development program	Average	Down from Good	Excellent	Excellent
Dollars spent per pupil**	\$6,100	Down 7.2%	\$7,213	\$7,447
Percent of expenditures for instruction**	73.4%	Up from 67.8%	68.1%	68.4%
Percent of expenditures for teacher salaries**	70.4%	Up from 63.8%	66.1%	65.8%
% of AYP objectives met	82.4%	Down from 100.0%	92.3%	90.5%

\* Length of contract = 185+ days.

\*\* Prior year audited financial data available.

## EVALUATION RESULTS

	Teachers	Students*	Parents*
Number of surveys returned	27	100	61
Percent satisfied with learning environment	100.0%	86.9%	89.8%
Percent satisfied with social and physical environment	96.3%	83.8%	91.7%
Percent satisfied with school-home relations	92.3%	88.9%	90.0%

\*Only students at the highest elementary school grade level at this school and their parents were included.

Comprehensive detail, including definitions of ratings, performance criteria, and explanations of status, is available on [www.ed.sc.gov](http://www.ed.sc.gov) and [www.eoc.sc.gov](http://www.eoc.sc.gov) as well as school and school district websites.

Printed versions are available from school districts upon request.

## REPORT OF PRINCIPAL AND SCHOOL IMPROVEMENT COUNCIL

The faculty and staff continue working together to provide the best educational experience for the students at Byrd Elementary. Instruction is focused on the South Carolina State Standards. Our curriculum is strongly structured around academics and the opportunity for students to enjoy the arts and other special classes. The students still receive ninety minutes of uninterrupted instruction for reading each day. They enjoy working in centers and one on one instruction with their teachers.

The school's Student Intervention Team continues identifying struggling students who need additional assistance in their learning. Also, students have the opportunity to participate in an after school tutoring program two days a week. We also have two other after school programs that are run by agencies from outside of the school. These programs help the students in the areas of homework, social skills, and other activities.

In addition to academic initiatives, our students participate in a character education program that reinforces good citizenship and self-esteem. Each month this program recognizes a student and a teacher who demonstrate good character. Through several organized donation drives during the school year, the students at Byrd Elementary demonstrate a strong sense of compassion by raising funds and collecting items for those who are less fortunate.

Byrd Elementary has an active community partnership program. Many local businesses and churches give their time and resources to enhance our instructional program. Guest speakers supplement classroom activities in many academic areas, including local history. We also host a series of community speakers who discuss career opportunities with students. Our community partners sponsor the student and teacher of the month program, the K-Kids club, and SPCA Character program. The students also enjoy many cultural experiences through the arts: The Augusta Symphony Orchestra, Brass Trio, and theater productions.

The teachers continue their instructional growth by participating in professional development on the school and district levels throughout the school year. Each month the faculty works on MAP data and uses the Early Release Wednesdays to utilize the data time by hosting learning and work sessions on various topics with one goal in common—providing excellent instruction for our students.

The school's Title I Plan provides much needed support for the school each year by providing one additional teacher, classroom instructional aides, student incentives, and technology initiatives. This plan, along with the PTO, provides support to assist our school with parental involvement.

Mrs. Dollie Brown, Byrd Elementary School's Teacher of the Year, is her peers' choice to represent our school in the District's Teacher of the Year program. The school's classified employee for the year is Mr. Jonathan Leopard, special education paraprofessional.

J. Russell Gunter, Principal  
Leigh Johnson, School Improvement Council Chair

### Abbreviations Key

N/A Not Applicable N/AV Not Available N/C Not Collected N/R Not Reported I/S Insufficient Sample TBD To be determined

NI Newly Identified CSI Continuing School Improvement CA Corrective Action RP Plan to Restructure R Restructure DELAY School Improvement Status HOLD School Improvement Status