



SC Annual School Report Card Summary

BELVEDERE ELEMENTARY
Aiken

Grades: PK-5

Enrollment: 640

Principal: Mrs. Alison Churm

Superintendent: Dr. Elizabeth Everitt

Board Chair: Ms. Rosemary B. English

PERFORMANCE

Comprehensive detail, including definitions of ratings, performance criteria, and explanations of status, is available on www.ed.sc.gov and www.eoc.sc.gov as well as school and school district websites. Printed versions are available from school districts upon request.

YEAR	ABSOLUTE RATING	GROWTH RATING	PALMETTO GOLD AND SILVER AWARD		AYP STATUS	NCLB IMPROVEMENT STATUS
			General Performance	Closing the Gap		
2011	Average	Good	TBD	TBD	Not Met	N/A
2010	Average	Good	Silver	N/A	Met	N/A
2009	Average	Good	Silver	N/A	Met	N/A

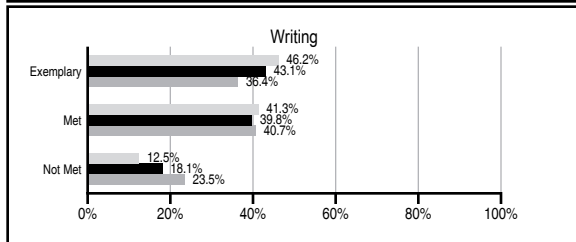
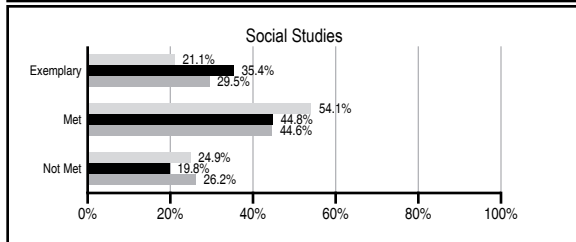
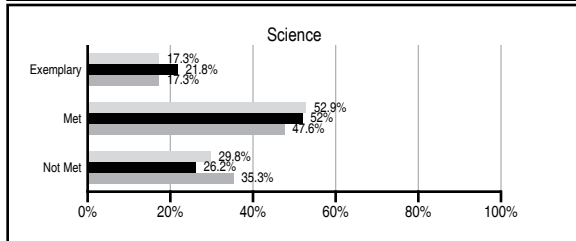
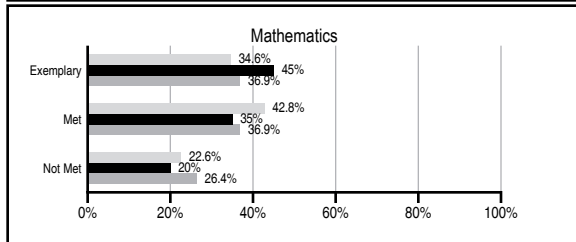
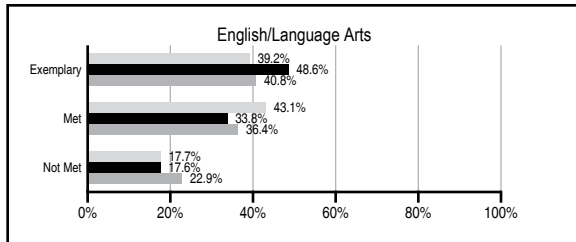
ABSOLUTE RATINGS OF ELEMENTARY SCHOOLS WITH STUDENTS LIKE OURS*

EXCELLENT	GOOD	AVERAGE	BELOW AVERAGE	AT-RISK
31	40	18	0	0

* Ratings are calculated with data available by 11/09/2011. Schools with Students Like Ours are Elementary Schools with Poverty Indices of no more than 5% above or below the index for this school.


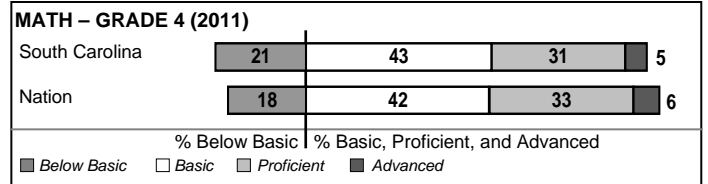
PASS PERFORMANCE

Our School
 Elementary Schools with Students Like Ours
 Elementary schools statewide



NAEP PERFORMANCE*

* Performance reported for SC and nation, data not available at school level. Percentages at NAEP Achievement Levels.



SC PERFORMANCE VISION

By 2020 all students will graduate with the knowledge and skills necessary to compete successfully in the global economy, participate in a democratic society and contribute positively as members of families and communities.

Abbreviations Key

N/A Not Applicable N/AV Not Available N/C Not Collected N/R Not Reported I/S Insufficient Sample TBD To be determined

NI Newly Identified CSI Continuing School Improvement CA Corrective Action RP Plan to Restructure R Restructure DELAY School Improvement Status HOLD School Improvement Status

BELVEDERE ELEMENTARY [Aiken]

SCHOOL PROFILE

	Our School	Change from Last Year	Elementary Schools with Students Like Ours	Median Elementary School
Students (n=640)				
Retention rate	2.4%	Up from 2.1%	0.9%	1.1%
Attendance rate	96.5%	Up from 96.1%	96.2%	96.2%
Served by gifted and talented program	13.2%	Up from 11.3%	19.1%	13.4%
With disabilities other than speech	3.9%	Down from 9.4%	3.9%	4.1%
Older than usual for grade	0.6%	Down from 0.8%	0.2%	0.3%
Out-of-school suspensions or expulsions for violent and/or criminal offenses	0.0%	No Change	0.0%	0.0%
Teachers (n=39)				
Teachers with advanced degrees	66.7%	Up from 63.2%	65.0%	62.5%
Continuing contract teachers	87.2%	Down from 100.0%	91.2%	88.2%
Teachers returning from previous year	92.4%	Up from 91.7%	89.6%	87.8%
Teacher attendance rate	94.3%	Up from 94.0%	95.4%	95.2%
Average teacher salary*	\$49,083	Up 0.5%	\$48,063	\$46,773
Classes not taught by highly qualified teachers	2.6%	Up from 0.0%	0.0%	0.0%
Professional development days/teacher	10.5 days	Down from 10.6 days	11.0 days	10.5 days
School				
Principal's years at school	2.0	Up from 1.0	5.0	4.0
Student-teacher ratio in core subjects	22.0 to 1	Up from 19.3 to 1	20.8 to 1	19.9 to 1
Prime instructional time	89.8%	Up from 88.4%	90.4%	90.4%
Opportunities in the arts	Good	No Change	Good	Good
SACS accreditation	Yes	No Change	Yes	Yes
Parents attending conferences	100.0%	Up from 98.6%	100.0%	100.0%
Character development program	Good	Down from Excellent	Excellent	Excellent
Dollars spent per pupil**	\$6,522	Down 10.2%	\$7,042	\$7,447
Percent of expenditures for instruction**	77.3%	Up from 75.3%	68.8%	68.4%
Percent of expenditures for teacher salaries**	74.7%	Up from 72.4%	66.3%	65.8%
% of AYP objectives met	94.1%	Down from 100.0%	95.2%	90.5%

* Length of contract = 185+ days.

** Prior year audited financial data available.

EVALUATION RESULTS

	Teachers	Students*	Parents*
Number of surveys returned	41	103	52
Percent satisfied with learning environment	95.1%	80.4%	92.3%
Percent satisfied with social and physical environment	100.0%	75.7%	86.5%
Percent satisfied with school-home relations	95.1%	79.6%	90.4%

*Only students at the highest elementary school grade level at this school and their parents were included.

REPORT OF PRINCIPAL AND SCHOOL IMPROVEMENT COUNCIL

Belvedere Elementary School's mission is to work cooperatively with parents and the community to promote academic success for students in a safe environment. A family friendly atmosphere creates a secure environment in which students thrive. Every faculty member is committed to these same principles by providing a caring, nurturing setting in each classroom.

Our goal is to help each child reach his/her maximum potential through high expectations and the development of critical thinking skills. Our students performed well on PASS in the spring of 2010, allowing us to meet Adequate Yearly Progress (AYP). Belvedere was also named a Palmetto Silver Award Winner for the fourth straight year. The addition of an EAA Interventionist to our staff and the continued diligence of our Student Support Team to school-wide intervention have allowed our teachers to examine our strengths and weaknesses to improve instruction. It has also provided very specialized assistance for some students in need. Exciting events and projects engage our students throughout the year. Our teachers spent a great deal of time this year in staff development on our "Early Release Days". We were able to have district coaches, writing consultants, and plenty of time for "sharing our ideas."

Extended hours for learning and social development are provided daily by the Sunshine House's QuestZone Afterschool Program.

Our parents and community continue to support us daily. The Belvedere PTO and School Improvement Council support our school through events such as PTO Spring Carnival, Ice Cream and Popcorn Sales (weekly), school grounds beautification day, Teacher Appreciation Week, Teacher Welcome Back Breakfast, Student Appreciation, Teacher Mini-Grant Program. Our PTO has contributed over \$10,000.00 to support our students and teachers.

This year Belvedere Elementary continues our "Red Carpet" tradition by providing effective customer service to all of our stakeholders. The "Bears" are proud to call BES their home as we strive to INSPIRE EXCELLENCE and make our school the best place to learn and grow!

Alison Churm, Principal
Kevin Wilson, SIC Chairman

Comprehensive detail, including definitions of ratings, performance criteria, and explanations of status, is available on www.ed.sc.gov and www.eoc.sc.gov as well as school and school district websites.

Printed versions are available from school districts upon request.

Abbreviations Key

N/A Not Applicable N/AV Not Available N/C Not Collected N/R Not Reported I/S Insufficient Sample TBD To be determined
NI Newly Identified CSI Continuing School Improvement CA Corrective Action RP Plan to Restructure R Restructure DELAY School Improvement Status HOLD School Improvement Status