



SC Annual School Report Card Summary

AIKEN ELEMENTARY
Aiken

Grades: PK-5

Enrollment: 814

Principal: Sharon Foret Cagle

Superintendent: Dr. Elizabeth Everitt

Board Chair: Ms. Rosemary B. English

PERFORMANCE

Comprehensive detail, including definitions of ratings, performance criteria, and explanations of status, is available on www.ed.sc.gov and www.eoc.sc.gov as well as school and school district websites. Printed versions are available from school districts upon request.

YEAR	ABSOLUTE RATING	GROWTH RATING	PALMETTO GOLD AND SILVER AWARD		AYP STATUS	NCLB IMPROVEMENT STATUS
			General Performance	Closing the Gap		
2011	Excellent	Excellent	TBD	TBD	Not Met	N/A
2010	Excellent	Excellent	Gold	Silver	Met	N/A
2009	Excellent	Good	Gold	Silver	Met	N/A

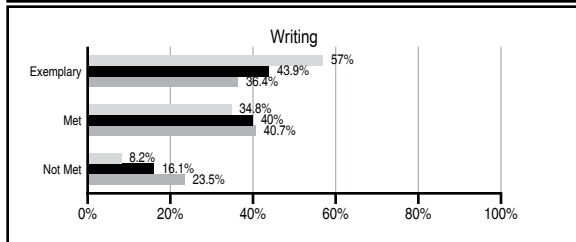
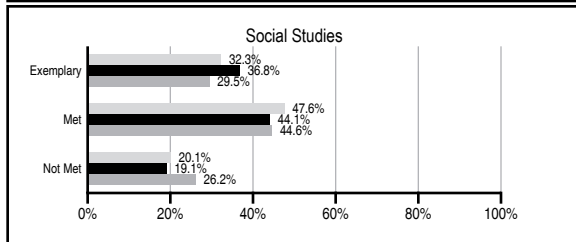
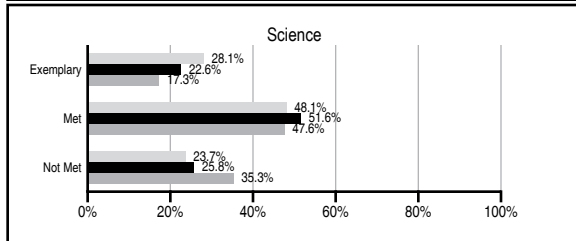
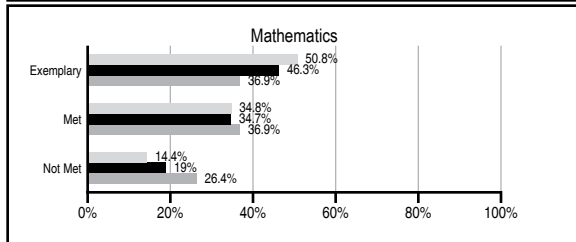
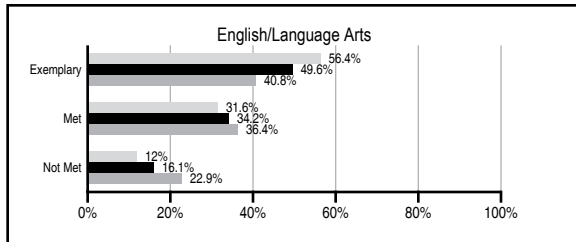
ABSOLUTE RATINGS OF ELEMENTARY SCHOOLS WITH STUDENTS LIKE OURS*

EXCELLENT	GOOD	AVERAGE	BELOW AVERAGE	AT-RISK
31	33	12	0	0

* Ratings are calculated with data available by 11/09/2011. Schools with Students Like Ours are Elementary Schools with Poverty Indices of no more than 5% above or below the index for this school.

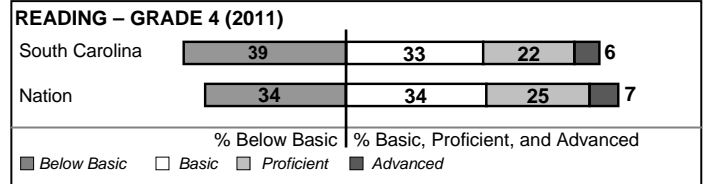
PASS PERFORMANCE

Our School
 Elementary Schools with Students Like Ours
 Elementary schools statewide



NAEP PERFORMANCE*

* Performance reported for SC and nation, data not available at school level. Percentages at NAEP Achievement Levels.



SC PERFORMANCE VISION

By 2020 all students will graduate with the knowledge and skills necessary to compete successfully in the global economy, participate in a democratic society and contribute positively as members of families and communities.

Abbreviations Key

N/A Not Applicable N/AV Not Available N/C Not Collected N/R Not Reported I/S Insufficient Sample TBD To be determined

NI Newly Identified CSI Continuing School Improvement CA Corrective Action RP Plan to Restructure R Restructure DELAY School Improvement Status HOLD School Improvement Status

AIKEN ELEMENTARY [Aiken]

SCHOOL PROFILE

	Our School	Change from Last Year	Elementary Schools with Students Like Ours	Median Elementary School
Students (n=814)				
Retention rate	1.4%	Down from 2.4%	0.9%	1.1%
Attendance rate	96.5%	Up from 96.2%	96.3%	96.2%
Served by gifted and talented program	24.8%	Up from 18.9%	20.0%	13.4%
With disabilities other than speech	4.9%	Down from 6.6%	3.4%	4.1%
Older than usual for grade	0.2%	Down from 0.9%	0.2%	0.3%
Out-of-school suspensions or expulsions for violent and/or criminal offenses	0.1%	Up from 0.0%	0.0%	0.0%
Teachers (n=50)				
Teachers with advanced degrees	52.0%	Down from 54.9%	65.9%	62.5%
Continuing contract teachers	94.0%	Down from 96.1%	90.5%	88.2%
Teachers returning from previous year	91.7%	Up from 88.8%	89.9%	87.8%
Teacher attendance rate	94.1%	Down from 94.8%	95.0%	95.2%
Average teacher salary*	\$46,291	Up 3.5%	\$48,263	\$46,773
Classes not taught by highly qualified teachers	0.4%	Up from 0.0%	0.0%	0.0%
Professional development days/teacher	18.4 days	Up from 17.5 days	11.1 days	10.5 days
School				
Principal's years at school	13.0	Up from 12.0	5.0	4.0
Student-teacher ratio in core subjects	22.3 to 1	Up from 21.4 to 1	20.8 to 1	19.9 to 1
Prime instructional time	89.7%	Down from 90.6%	90.2%	90.4%
Opportunities in the arts	Good	No Change	Good	Good
SACS accreditation	Yes	No Change	Yes	Yes
Parents attending conferences	99.2%	Down from 100.0%	100.0%	100.0%
Character development program	Excellent	No Change	Excellent	Excellent
Dollars spent per pupil**	\$5,562	Down 0.4%	\$7,071	\$7,447
Percent of expenditures for instruction**	73.4%	Up from 73.2%	69.4%	68.4%
Percent of expenditures for teacher salaries**	69.7%	Up from 69.6%	66.8%	65.8%
% of AYP objectives met	90.5%	Down from 100.0%	94.4%	90.5%

* Length of contract = 185+ days.

** Prior year audited financial data available.

EVALUATION RESULTS

	Teachers	Students*	Parents*
Number of surveys returned	54	144	105
Percent satisfied with learning environment	100.0%	87.5%	88.5%
Percent satisfied with social and physical environment	96.2%	84.6%	87.6%
Percent satisfied with school-home relations	96.3%	89.6%	80.6%

*Only students at the highest elementary school grade level at this school and their parents were included.

REPORT OF PRINCIPAL AND SCHOOL IMPROVEMENT COUNCIL

Aiken Elementary is a student-centered, high-achieving, award winning school serving 834 students from kindergarten to fifth grade. Our school has an outstanding staff dedicated to helping all students grow and succeed. We have enjoyed continued support from our parents and the community. Our PTA Board and School Improvement Council are instrumental in our planning and improvement process. Our accolades are numerous: National Blue Ribbon School of Excellence, Carolina First Palmetto's Finest School, South Carolina Department of Education Red Carpet School, Palmetto Gold Awards (8 of 10 years)! Sustained high student achievement, based on providing a rigorous standards-based curriculum, remains a trademark of our school as evidenced by receiving excellent on both the Absolute and Growth rating on the State Report Card for 2010. Our students exceeded the district and state 2010 PASS results for all areas tested and met the national NCLB standards for AYP (annual yearly progress)! We celebrated another successful year of teaching and learning.

Our staff works collaboratively to ensure consistency of learning across and within grade levels. We believe service-learning and service to our community are important aspects of our offerings to students. These are vehicles for our students to learn good citizenship and compassion for others. Innovative learning experiences are a part of every day.

Some proud moments for Aiken Elementary for the 2010-2011 school year were: Welcomed 6 babies to the Aiken Elementary family – a record! Earned the Palmetto Gold Award for academic excellence for eight of the ten years it has been presented, the Silver Award for closing the achievement gap for historically underperforming students (4 times); seventeen Aiken Elementary teachers received SRNS Innovative Teaching Mini-Grants totaling \$8,750; Marianne Swearingen and Carla Kerrigan won \$2,500 for the Kroger Earning Plus Learning grant – Going Green School Home Neighborhood; grants received totaled \$15,750, 5th grade student, grand winner in the on-line South Carolina Academy of Science 2011 MESAS contest, Knowledge Master Team comprised of 18 5th grade students placed 1st in the state, 1st grader awarded 3rd place and 5th grader awarded 1st place in Kids Love Art show; Beth Eberhard, Aiken Elementary teacher of the year, was named as a member of the honor court and awarded the Public Education Partners Champion Award for Innovation; 5th graders prepared 188 bag lunches for a local soup kitchen; student council collected 2,000 canned goods for Salvation Army, 3rd, 4th, 5th graders raised \$5,297.34 for Jump Rope for Heart, PTA sponsored "change for a change" raising \$2,403.69 for Christmas gifts for disadvantaged students at Aiken Elementary. Difficult decisions had to be made in downsizing staff and trimming budgets. Our staff worked diligently to do what was in the best interest of our students. As principal, I had the privilege of leading this learning community in which they worked toward the excellence for all! "We are now at a point where we must educate our children in what no one knew yesterday and prepare our schools for what no one knows yet." (Margaret Mead)

Sharon Foret Cagle, Principal
Brandee Green, SIC Chairperson

Comprehensive detail, including definitions of ratings, performance criteria, and explanations of status, is available on www.ed.sc.gov and www.eoc.sc.gov as well as school and school district websites.

Printed versions are available from school districts upon request.

Abbreviations Key

N/A Not Applicable N/AV Not Available N/C Not Collected N/R Not Reported I/S Insufficient Sample TBD To be determined
NI Newly Identified CSI Continuing School Improvement CA Corrective Action RP Plan to Restructure R Restructure DELAY School Improvement Status HOLD School Improvement Status