



SC Annual School Report Card Summary

JEFFERSON ELEMENTARY
Aiken

Grades: PK-5

Enrollment: 522

Principal: Pamela J. Hart

Superintendent: Dr. Elizabeth Everitt

Board Chair: Ms. Rosemary B. English

PERFORMANCE

Comprehensive detail, including definitions of ratings, performance criteria, and explanations of status, is available on www.ed.sc.gov and www.eoc.sc.gov as well as school and school district websites. Printed versions are available from school districts upon request.

YEAR	ABSOLUTE RATING	GROWTH RATING	PALMETTO GOLD AND SILVER AWARD		AYP STATUS	NCLB IMPROVEMENT STATUS
			General Performance	Closing the Gap		
2011	Average	Average	TBD	TBD	Not Met	N/A
2010	Average	Average	N/A	N/A	Met	N/A
2009	Average	Average	N/A	N/A	Met	NI-DELAY

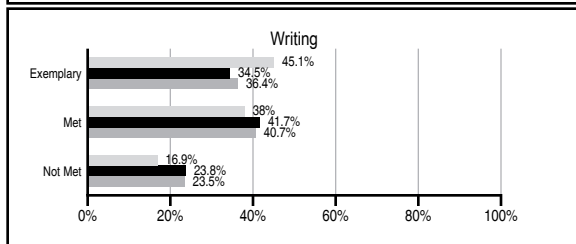
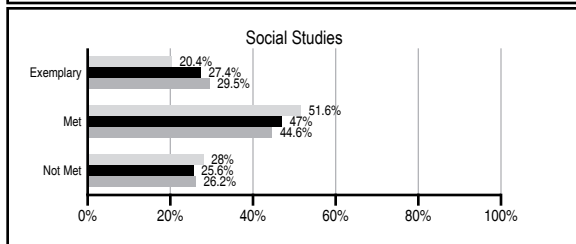
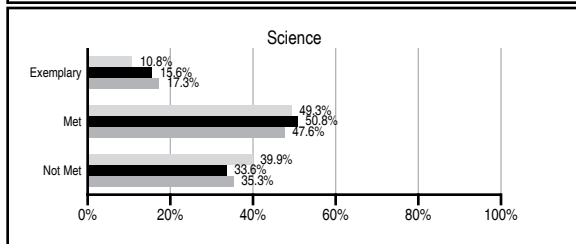
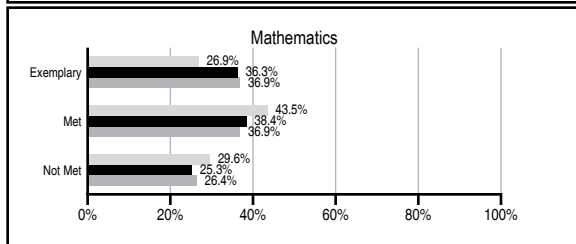
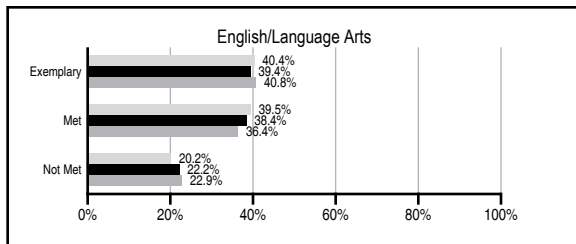
ABSOLUTE RATINGS OF ELEMENTARY SCHOOLS WITH STUDENTS LIKE OURS*

EXCELLENT	GOOD	AVERAGE	BELOW AVERAGE	AT-RISK
13	34	72	4	0

* Ratings are calculated with data available by 11/09/2011. Schools with Students Like Ours are Elementary Schools with Poverty Indices of no more than 5% above or below the index for this school.


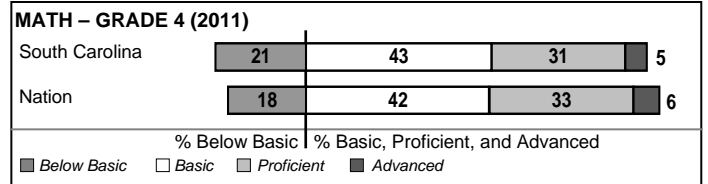
PASS PERFORMANCE

Our School
 Elementary Schools with Students Like Ours
 Elementary schools statewide



NAEP PERFORMANCE*

* Performance reported for SC and nation, data not available at school level. Percentages at NAEP Achievement Levels.



SC PERFORMANCE VISION

By 2020 all students will graduate with the knowledge and skills necessary to compete successfully in the global economy, participate in a democratic society and contribute positively as members of families and communities.

Abbreviations Key

N/A Not Applicable N/AV Not Available N/C Not Collected N/R Not Reported I/S Insufficient Sample TBD To be determined

NI Newly Identified CSI Continuing School Improvement CA Corrective Action RP Plan to Restructure R Restructure DELAY School Improvement Status HOLD School Improvement Status

JEFFERSON ELEMENTARY [Aiken]

SCHOOL PROFILE

	Our School	Change from Last Year	Elementary Schools with Students Like Ours	Median Elementary School
Students (n=522)				
Retention rate	1.5%	Down from 3.3%	1.0%	1.1%
Attendance rate	94.8%	Down from 94.9%	96.0%	96.2%
Served by gifted and talented program	13.4%	Up from 12.9%	13.2%	13.4%
With disabilities other than speech	3.3%	Down from 5.7%	5.1%	4.1%
Older than usual for grade	1.0%	Down from 1.2%	0.3%	0.3%
Out-of-school suspensions or expulsions for violent and/or criminal offenses	0.0%	No Change	0.0%	0.0%
Teachers (n=37)				
Teachers with advanced degrees	51.4%	Down from 55.9%	60.5%	62.5%
Continuing contract teachers	91.9%	Down from 94.1%	90.9%	88.2%
Teachers returning from previous year	88.1%	Down from 88.6%	88.1%	87.8%
Teacher attendance rate	91.8%	Up from 89.9%	95.0%	95.2%
Average teacher salary*	\$46,767	Up 1.2%	\$46,628	\$46,773
Classes not taught by highly qualified teachers	0.0%	No Change	0.0%	0.0%
Professional development days/teacher	10.5 days	Down from 13.4 days	10.9 days	10.5 days
School				
Principal's years at school	4.0	Up from 3.0	4.0	4.0
Student-teacher ratio in core subjects	20.1 to 1	Down from 20.4 to 1	19.9 to 1	19.9 to 1
Prime instructional time	84.0%	Up from 81.0%	90.2%	90.4%
Opportunities in the arts	Good	No Change	Good	Good
SACS accreditation	Yes	No Change	Yes	Yes
Parents attending conferences	100.0%	Up from 99.5%	100.0%	100.0%
Character development program	Average	No Change	Excellent	Excellent
Dollars spent per pupil**	\$6,226	Down 7.9%	\$7,306	\$7,447
Percent of expenditures for instruction**	73.6%	Up from 69.9%	67.9%	68.4%
Percent of expenditures for teacher salaries**	70.8%	Up from 67.6%	65.5%	65.8%
% of AYP objectives met	94.1%	Down from 100.0%	92.3%	90.5%

* Length of contract = 185+ days.

** Prior year audited financial data available.

EVALUATION RESULTS

	Teachers	Students*	Parents*
Number of surveys returned	36	75	37
Percent satisfied with learning environment	80.6%	84.7%	83.8%
Percent satisfied with social and physical environment	91.7%	90.7%	91.9%
Percent satisfied with school-home relations	91.2%	86.5%	66.7%

*Only students at the highest elementary school grade level at this school and their parents were included.

REPORT OF PRINCIPAL AND SCHOOL IMPROVEMENT COUNCIL

Student academic achievement continued to be the number one priority at Jefferson Elementary. Our students were assessed through the Measures of Academic Progress, Dominion, and teacher made assessments to find their individual strengths and weaknesses. Teachers used the data to form small groups for instruction. Additionally, students who needed additional help in math were served in our before school computer-assisted tutorial program. Qualifying students in kindergarten, first grade, and second grade participated in Reading Intervention.

We continued our tradition of recognizing students for their efforts and accomplishments. An awards ceremony was held at the end of first semester and again at the end of the year. Some of the awards given to students were for honor roll, good citizenship, good character, most academically improved, attendance, good character, improvement, number of books read, and exceptional performance in music, art, library skills, multiplication, and physical education. Monthly, each homeroom teacher selected a Citizen of the Month who was awarded a certificate and had his or her picture displayed on the bulletin board. Eagle tickets were distributed by faculty and staff members to students who were caught doing the right thing. The Celebration of Character provided another opportunity for students to be commended for outstanding behavior. Opportunities for students to be involved in extracurricular activities included Student Ambassadors, Shelf Elves, the annual talent show, Valentine Court, the Fall Carnival, field day, Adopt-a-Highway, and WJES, our morning news show.

Parents were given numerous opportunities to participate in activities that brought them in to the school community such as Open House, Fall Carnival, the Veterans' Day Program, Book Fair, Eat Lunch with Your Child Day, Valentine Court, Family Reading Night, and Field Day. The school kept parents informed through the school web-site, our Family Handbook, and our newsletter, Eagle Tales.

We are committed to making a difference in the lives of our students. Come visit us and see why we say, "There's no place we'd rather be than Jefferson Elementary."

Pam Hart, Principal
Jeanie Glover, School Improvement Council Chairperson

Comprehensive detail, including definitions of ratings, performance criteria, and explanations of status, is available on www.ed.sc.gov and www.eoc.sc.gov as well as school and school district websites.

Printed versions are available from school districts upon request.

Abbreviations Key

N/A Not Applicable N/AV Not Available N/C Not Collected N/R Not Reported I/S Insufficient Sample TBD To be determined
NI Newly Identified CSI Continuing School Improvement CA Corrective Action RP Plan to Restructure R Restructure DELAY School Improvement Status HOLD School Improvement Status