



SC Annual School Report Card Summary

CHEROKEE TRAIL ELEMENTARY
Abbeville
Grades: PK-7 Enrollment: 449
Principal: Chester R. King
Superintendent: Dr. Ivan Randolph
Board Chair: Dr. Bill Crenshaw

PERFORMANCE

Comprehensive detail, including definitions of ratings, performance criteria, and explanations of status, is available on www.ed.sc.gov and www.eoc.sc.gov as well as school and school district websites. Printed versions are available from school districts upon request.

YEAR	ABSOLUTE RATING	GROWTH RATING	PALMETTO GOLD AND SILVER AWARD		AYP STATUS	NCLB IMPROVEMENT STATUS
			General Performance	Closing the Gap		
2011	Excellent	Good	TBD	TBD	Not Met	N/A
2010	Excellent	Good	Gold	Silver	Met	N/A
2009	Good	Good	Silver	N/A	Met	N/A

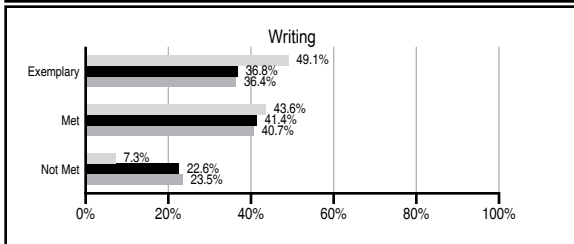
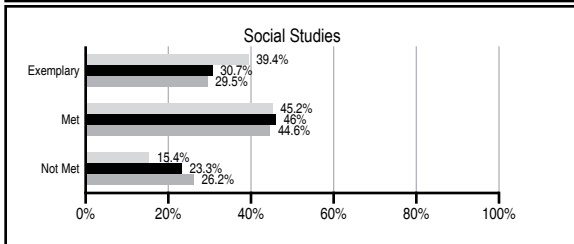
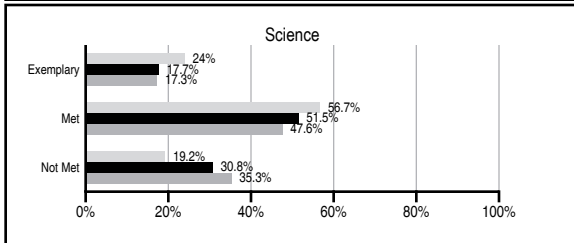
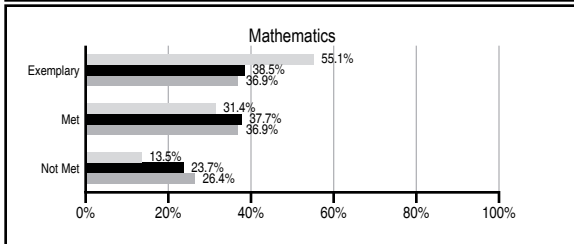
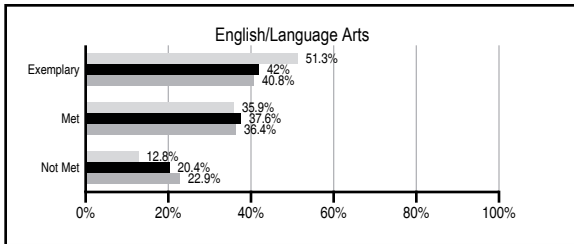
ABSOLUTE RATINGS OF ELEMENTARY SCHOOLS WITH STUDENTS LIKE OURS*

EXCELLENT	GOOD	AVERAGE	BELOW AVERAGE	AT-RISK
22	33	53	1	0

* Ratings are calculated with data available by 11/09/2011. Schools with Students Like Ours are Elementary Schools with Poverty Indices of no more than 5% above or below the index for this school.


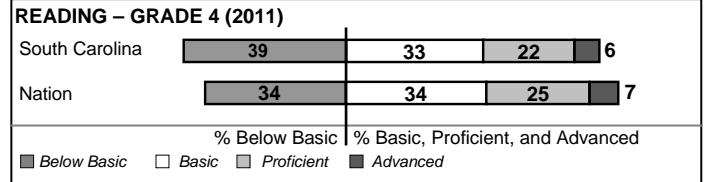
PASS PERFORMANCE

Our School
 Elementary Schools with Students Like Ours
 Elementary schools statewide



NAEP PERFORMANCE*

* Performance reported for SC and nation, data not available at school level. Percentages at NAEP Achievement Levels.



SC PERFORMANCE VISION

By 2020 all students will graduate with the knowledge and skills necessary to compete successfully in the global economy, participate in a democratic society and contribute positively as members of families and communities.

Abbreviations Key

N/A Not Applicable N/AV Not Available N/C Not Collected N/R Not Reported I/S Insufficient Sample TBD To be determined

NI Newly Identified CSI Continuing School Improvement CA Corrective Action RP Plan to Restructure R Restructure DELAY School Improvement Status HOLD School Improvement Status

CHEROKEE TRAIL ELEMENTARY [Abbeville]

SCHOOL PROFILE

	Our School	Change from Last Year	Elementary Schools with Students Like Ours	Median Elementary School
Students (n=449)				
Retention rate	1.6%	Up from 0.7%	1.2%	1.1%
Attendance rate	95.5%	Up from 95.2%	96.1%	96.2%
Served by gifted and talented program	16.4%	Down from 23.5%	14.4%	13.4%
With disabilities other than speech	8.3%	Down from 11.6%	4.9%	4.1%
Older than usual for grade	0.2%	Down from 0.5%	0.3%	0.3%
Out-of-school suspensions or expulsions for violent and/or criminal offenses	0.4%	Down from 0.5%	0.0%	0.0%
Teachers (n=29)				
Teachers with advanced degrees	72.4%	Up from 70.4%	60.9%	62.5%
Continuing contract teachers	96.6%	Down from 100.0%	90.0%	88.2%
Teachers returning from previous year	96.4%	Up from 93.7%	88.5%	87.8%
Teacher attendance rate	94.7%	Down from 96.9%	95.2%	95.2%
Average teacher salary*	\$50,846	Up 0.4%	\$46,510	\$46,773
Classes not taught by highly qualified teachers	0.0%	No Change	0.0%	0.0%
Professional development days/teacher	2.7 days	Down from 5.1 days	10.4 days	10.5 days
School				
Principal's years at school	20.0	Up from 19.0	5.0	4.0
Student-teacher ratio in core subjects	20.7 to 1	Down from 21.3 to 1	20.1 to 1	19.9 to 1
Prime instructional time	89.5%	Down from 91.9%	90.2%	90.4%
Opportunities in the arts	Good	No Change	Good	Good
SACS accreditation	Yes	No Change	Yes	Yes
Parents attending conferences	100.0%	No Change	100.0%	100.0%
Character development program	Excellent	No Change	Excellent	Excellent
Dollars spent per pupil**	\$6,686	Up 0.2%	\$7,073	\$7,447
Percent of expenditures for instruction**	78.7%	Up from 77.5%	68.4%	68.4%
Percent of expenditures for teacher salaries**	76.1%	Up from 73.2%	65.8%	65.8%
% of AYP objectives met	90.5%	Down from 100.0%	92.3%	90.5%

* Length of contract = 185+ days.

** Prior year audited financial data available.

EVALUATION RESULTS

	Teachers	Students*	Parents*
Number of surveys returned	N/A	N/A	N/A
Percent satisfied with learning environment	N/A	N/A	N/A
Percent satisfied with social and physical environment	N/A	N/A	N/A
Percent satisfied with school-home relations	N/A	N/A	N/A

*Only students at the highest elementary school grade level at this school and their parents were included.

REPORT OF PRINCIPAL AND SCHOOL IMPROVEMENT COUNCIL

The 2010-2011 school year was another successful and exciting time for Cherokee Trail Elementary. Through the hard work of our students and the strong dedication of our teachers, Cherokee Trail Elementary was the proud recipient of a Palmetto Gold Award for Academic Performance from the State Department of Education. Cherokee Trail Elementary was honored for closing the achievement gap. This achievement was possible because of the commitment of the parents, the students, and the teachers to the educational process. We will continue to improve our academic program even in this time of school budget shortfalls. We will strive to ensure that the needs of every student at our school are addressed in a caring and professional manner.

Our students have been recognized for a variety of accomplishments during the 2010-2011 academic year. Fifteen students participated in the Duke Talent Identification Program. Our fifth grade school winner was chosen as the District Winner in the State Superintendent Writing Award Program. She was presented a plaque at the State Ceremony in Columbia in May. Several students received monetary awards in the Soil and Water Conservation Contest. The Terrific Kids Program, sponsored by the Due West Lions Club, was established this year at Cherokee Trail Elementary.

Our faculty, staff, and students volunteered their time and efforts in school-wide and community projects. In November, Cherokee Trail Elementary collected and contributed food for the annual Due West Community Thanksgiving Dinner, for the Connie Maxwell Children's Home, and for the needy families at the school. The Junior Beta Club also collected additional food for the United Ministries Abbeville Food Bank, school supplies for the Reach Rwanda fund, and money for the American Red Cross Hurricane/Tsunami Relief Fund. These projects were successful because of the willingness of our students to give to those in need.

Katrina Collins was honored to be chosen as Teacher of the Year by the faculty at Cherokee Trail Elementary. Angie Ferguson and Melanie Watson earned National Board Certification.

Our PTO and School Improvement Council are sincerely appreciated for their contributions to our school. These organizations enhanced our school with additional monetary funding. They supplied us with individuals who volunteered on a weekly basis and sponsored special student activities throughout the year.

Chester R. King, Principal
School Improvement Chairperson

Angie Nickles,

Comprehensive detail, including definitions of ratings, performance criteria, and explanations of status, is available on www.ed.sc.gov and www.eoc.sc.gov as well as school and school district websites.

Printed versions are available from school districts upon request.

Abbreviations Key

N/A Not Applicable N/AV Not Available N/C Not Collected N/R Not Reported I/S Insufficient Sample TBD To be determined

NI Newly Identified CSI Continuing School Improvement CA Corrective Action RP Plan to Restructure R Restructure DELAY School Improvement Status HOLD School Improvement Status