



# SC Annual School Report Card Summary

**WESTWOOD ELEMENTARY**  
Abbeville

Grades: 3-5

Enrollment: 394

Principal: Lori Brownlee-Brewton

Superintendent: Dr. Ivan Randolph

Board Chair: Dr. Bill Crenshaw

## PERFORMANCE

Comprehensive detail, including definitions of ratings, performance criteria, and explanations of status, is available on [www.ed.sc.gov](http://www.ed.sc.gov) and [www.eoc.sc.gov](http://www.eoc.sc.gov) as well as school and school district websites. Printed versions are available from school districts upon request.

YEAR	ABSOLUTE RATING	GROWTH RATING	PALMETTO GOLD AND SILVER AWARD		AYP STATUS	NCLB IMPROVEMENT STATUS
			General Performance	Closing the Gap		
2011	Excellent	Good	TBD	TBD	Not Met	NI
2010	Good	Good	Silver	N/A	Not Met	N/A
2009	Good	Average	N/A	N/A	Met	N/A

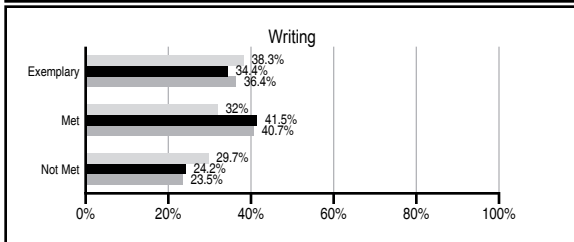
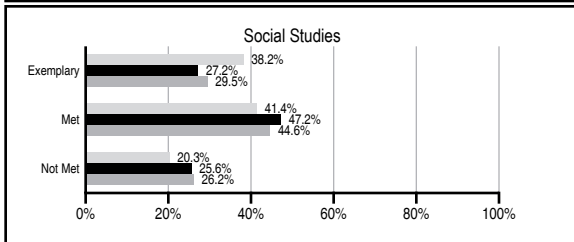
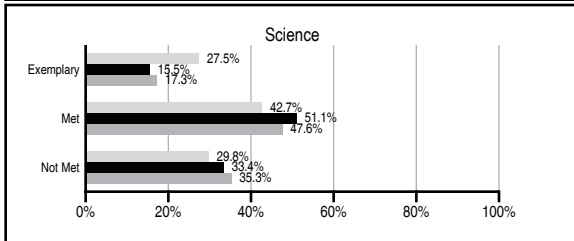
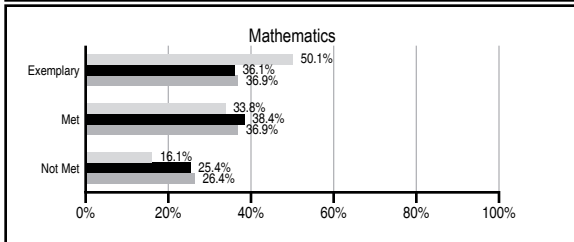
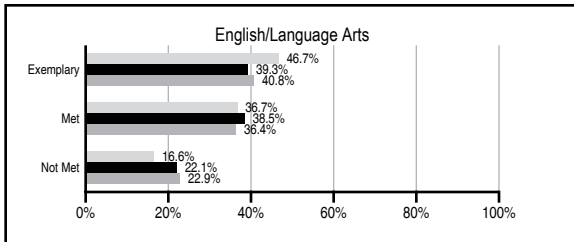
## ABSOLUTE RATINGS OF ELEMENTARY SCHOOLS WITH STUDENTS LIKE OURS\*

EXCELLENT	GOOD	AVERAGE	BELOW AVERAGE	AT-RISK
14	34	73	5	0

\* Ratings are calculated with data available by 11/09/2011. Schools with Students Like Ours are Elementary Schools with Poverty Indices of no more than 5% above or below the index for this school.

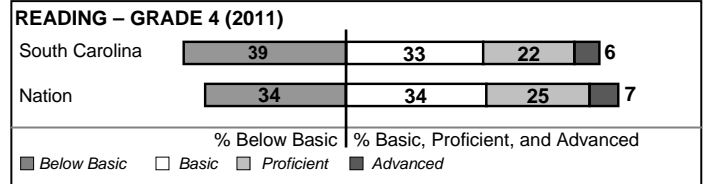
## PASS PERFORMANCE

Our School
  Elementary Schools with Students Like Ours
  Elementary schools statewide



## NAEP PERFORMANCE\*

\* Performance reported for SC and nation, data not available at school level. Percentages at NAEP Achievement Levels.



## SC PERFORMANCE VISION

*By 2020 all students will graduate with the knowledge and skills necessary to compete successfully in the global economy, participate in a democratic society and contribute positively as members of families and communities.*

### Abbreviations Key

N/A Not Applicable N/AV Not Available N/C Not Collected N/R Not Reported I/S Insufficient Sample TBD To be determined

NI Newly Identified CSI Continuing School Improvement CA Corrective Action RP Plan to Restructure R Restructure DELAY School Improvement Status HOLD School Improvement Status

# WESTWOOD ELEMENTARY [Abbeville]

## SCHOOL PROFILE

	Our School	Change from Last Year	Elementary Schools with Students Like Ours	Median Elementary School
<b>Students (n=394)</b>				
Retention rate	0.3%	Up from 0.0%	1.2%	1.1%
Attendance rate	95.7%	No Change	96.0%	96.2%
Served by gifted and talented program	16.9%	Down from 18.8%	13.0%	13.4%
With disabilities other than speech	2.0%	Down from 12.9%	5.0%	4.1%
Older than usual for grade	0.3%	Down from 0.5%	0.3%	0.3%
Out-of-school suspensions or expulsions for violent and/or criminal offenses	0.0%	No Change	0.0%	0.0%
<b>Teachers (n=30)</b>				
Teachers with advanced degrees	63.3%	Up from 53.8%	60.7%	62.5%
Continuing contract teachers	90.0%	Up from 80.8%	90.8%	88.2%
Teachers returning from previous year	80.4%	Down from 81.5%	88.1%	87.8%
Teacher attendance rate	94.9%	Down from 97.5%	95.0%	95.2%
Average teacher salary*	\$43,214	Up 0.4%	\$46,609	\$46,773
Classes not taught by highly qualified teachers	16.1%	Up from 0.0%	0.0%	0.0%
Professional development days/teacher	3.9 days	Up from 2.9 days	11.2 days	10.5 days
<b>School</b>				
Principal's years at school	7.0	Up from 6.0	4.0	4.0
Student-teacher ratio in core subjects	17.2 to 1	Up from 16.6 to 1	19.7 to 1	19.9 to 1
Prime instructional time	89.8%	Down from 93.0%	90.2%	90.4%
Opportunities in the arts	Good	No Change	Good	Good
SACS accreditation	Yes	No Change	Yes	Yes
Parents attending conferences	100.0%	No Change	100.0%	100.0%
Character development program	Excellent	No Change	Excellent	Excellent
Dollars spent per pupil**	\$6,833	Down 5.4%	\$7,314	\$7,447
Percent of expenditures for instruction**	68.0%	Up from 67.3%	67.9%	68.4%
Percent of expenditures for teacher salaries**	65.8%	Up from 63.2%	65.5%	65.8%
% of AYP objectives met	95.2%	No Change	92.3%	90.5%

\* Length of contract = 185+ days.

\*\* Prior year audited financial data available.

## EVALUATION RESULTS

	Teachers	Students*	Parents*
Number of surveys returned	33	130	104
Percent satisfied with learning environment	97.0%	84.6%	85.1%
Percent satisfied with social and physical environment	100.0%	93.0%	88.3%
Percent satisfied with school-home relations	100.0%	91.5%	83.5%

\*Only students at the highest elementary school grade level at this school and their parents were included.

## REPORT OF PRINCIPAL AND SCHOOL IMPROVEMENT COUNCIL

Westwood Elementary School proudly supports their students, families, & community. The faculty and staff are committed to providing quality instruction and services to our students and families. It is the goal of Westwood to help each student succeed academically and socially.

Westwood continues to pursue a high and well-organized instructional unit. Providing meaningful, student-driven instruction, while focusing on the S.C. state standards, is the driving force behind our lesson plans and professional development.

Teachers continue to use research-based assessments, such as MAP, to determine the academic needs of each student. Our curriculum framework is designed so that each student can reach his or her fullest potential.

With the implementation of Westwood's Community Night events, we were able to reach more of our parents. These events enabled us to provide one-on-one support, resources, and materials to parents, students, and community members.

We are determined that our students will view Westwood as a safe place to learn. Hence, the emphasis on our Bullying and Character Education programs, which are integrated throughout all curriculum disciplines.

The success and well-being of our students takes teachers, parents, and community members working together.

Lori Brownlee-Brewton, Principal  
Frank Smith, School Improvement Council Chair

Comprehensive detail, including definitions of ratings, performance criteria, and explanations of status, is available on [www.ed.sc.gov](http://www.ed.sc.gov) and [www.eoc.sc.gov](http://www.eoc.sc.gov) as well as school and school district websites.

Printed versions are available from school districts upon request.

### Abbreviations Key

N/A Not Applicable N/AV Not Available N/C Not Collected N/R Not Reported I/S Insufficient Sample TBD To be determined

NI Newly Identified CSI Continuing School Improvement CA Corrective Action RP Plan to Restructure R Restructure DELAY School Improvement Status HOLD School Improvement Status