



# SC Annual School District Report Card Summary

Union School District  
 Grades: PK-12 Enrollment: 4,416  
 Superintendent: Dr. Kristi V. Woodall  
 Board Chair: Ms. Jane H. Hammett

## PERFORMANCE

Comprehensive detail, including definitions of ratings, performance criteria, and explanations of status, is available on [www.ed.sc.gov](http://www.ed.sc.gov) and [www.eoc.sc.gov](http://www.eoc.sc.gov) as well as school and school district websites. Printed versions are available from school districts upon request.

YEAR	ABSOLUTE RATING	GROWTH RATING	PALMETTO GOLD AND SILVER AWARD		AYP STATUS	NCLB IMPROVEMENT STATUS
			General Performance	Closing the Gap		
2011	Average	Good	N/A	N/A	Not Met	CA
2010	Average	Good	N/A	N/A	Not Met	CA
2009	Below Average	At-Risk	N/A	N/A	Not Met	CA

## ABSOLUTE RATINGS OF DISTRICTS WITH STUDENTS LIKE OURS\*

EXCELLENT	GOOD	AVERAGE	BELOW AVERAGE	AT-RISK
2	3	14	5	0

\* Ratings are calculated with data available by 11/09/2011. Districts with Students Like Ours are Districts with Poverty Indices of no more than 5% above or below the index for this district.

### PASS

PASS	2011 Reading	2011 Math	2011 Science	2011 Social Studies	2011 Writing
	% Met or above	% Met or above	% Met or above	% Met or above	% Met or above
District	68.8%	71.6%	63.2%	67.5%	63.7%
Districts with Students Like Ours**	68.1%	68.1%	62.5%	66.9%	66.9%
Average District	74.3%	73.6%	69.0%	73.0%	73.1%

PASS	2011 Reading	2011 Math	2011 Science	2011 Social Studies	2011 Writing
	% Exemplary	% Exemplary	% Exemplary	% Exemplary	% Exemplary
District	33.3%	29.2%	15.3%	26.0%	20.5%
Districts with Students Like Ours**	33.3%	29.0%	17.7%	26.1%	26.9%
Average District	40.4%	35.5%	23.3%	33.3%	33.7%

### HSAP

HSAP: 2nd Year Students	Passed 2 Subtests (%)	Passed 1 Subtest (%)	Passed No Subtests (%)
District	75.7%	15.0%	9.3%
Districts with Students Like Ours**	75.2%	13.4%	11.4%

### HSAP Passage Rate by Spring 2011 (%)

District	85.7%
Districts with Students Like Ours**	89.7%

### End of Course Test Passage Rate (%)

District	58.8%
Districts with Students Like Ours**	60.9%

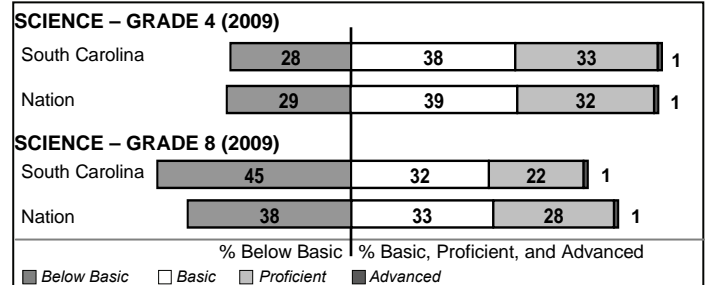
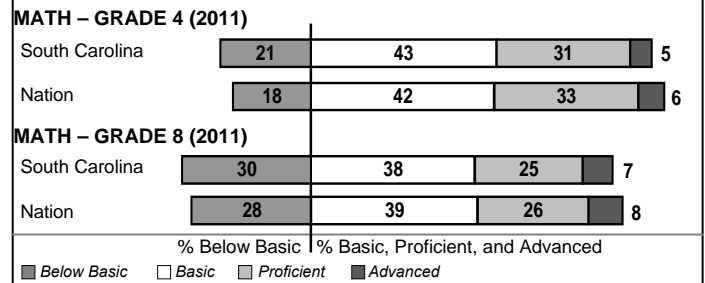
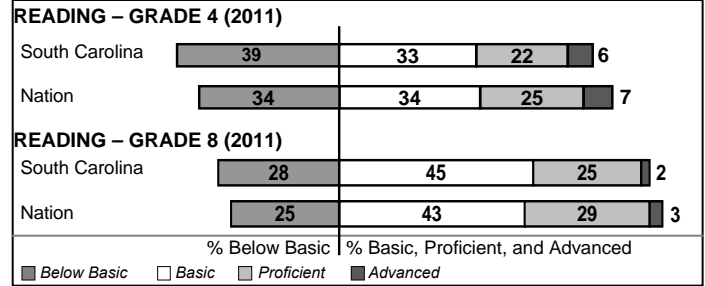
### On-Time Graduation Rate (%)

District	72.8%
Districts with Students Like Ours**	75.1%

\*\* Districts with Students Like Ours are districts with Poverty Indices of no more than 5% above or below the index for this district.

### NAEP\*

\* Performance reported for SC and nation, data not available at school level. Percentages at NAEP Achievement Levels.



### SC PERFORMANCE VISION

*By 2020 all students will graduate with the knowledge and skills necessary to compete successfully in the global economy, participate in a democratic society and contribute positively as members of families and communities.*

#### Abbreviations Key

N/A Not Applicable N/AV Not Available N/C Not Collected N/R Not Reported I/S Insufficient Sample TBD To be determined  
 NI Newly Identified CDI Continuing District Improvement CA Corrective Action RP Plan to Restructure R Restructure DELAY District Improvement Status HOLD District Improvement Status

# Union School District

## DISTRICT PROFILE

	Our District	Change from Last Year	Districts with Students Like Ours	Median District
<b>Students (n=4,416)</b>				
Retention rate	2.2%	Up from 1.8%	2.4%	2.3%
Attendance rate	94.5%	Down from 95.2%	95.7%	95.8%
Served by gifted and talented program	11.8%	Up from 8.6%	14.6%	14.0%
With disabilities other than speech	8.8%	Down from 14.1%	7.4%	7.4%
Older than usual for grade	1.8%	Down from 3.8%	3.0%	3.0%
Out-of-school suspensions or expulsions for violent and/or criminal offenses	0.8%	Down from 0.9%	0.4%	0.5%
Enrolled in AP/IB programs	6.1%	Down from 6.8%	8.2%	12.2%
Successful on AP/IB exams	51.2%	Up from 48.9%	47.5%	52.9%
Eligible for LIFE Scholarship	28.0%	Down from 29.3%	30.2%	30.3%
Enrolled in adult education GED or diploma programs	95	Up from 63	67	66
Completions in adult education GED or diploma programs	54	Down from 61	31	35
Annual dropout rate	0.5%	Down from 0.9%	2.9%	2.8%
<b>Teachers (n=285)</b>				
Teachers with advanced degrees	61.8%	Up from 54.7%	61.3%	61.2%
Continuing contract teachers	88.4%	Up from 83.0%	87.5%	85.6%
Teachers returning from previous year	91.7%	Up from 90.8%	89.9%	90.3%
Teacher attendance rate	94.9%	Up from 94.4%	95.2%	95.2%
Average teacher salary*	\$46,043	Up 1.2%	\$45,789	\$46,166
Vacancies for more than nine weeks	0.0%	No Change	0.0%	0.0%
Classes not taught by highly qualified teachers	0.8%	Down from 1.5%	1.3%	2.0%
Professional development days/teacher	14.9 days	Up from 12.9 days	12.5 days	12.2 days
<b>District</b>				
Superintendent's years at district	1.5	Up from 0.5	2.8	3.0
Student-teacher ratio in core subjects	22.0 to 1	Down from 22.6 to 1	21.0 to 1	21.7 to 1
Prime instructional time	88.9%	Down from 89.1%	89.6%	90.1%
Dollars spent per pupil**	\$8,298	Down 6.9%	\$8,856	\$9,140
Percent of expenditures for teacher salaries**	55.6%	Up from 55.1%	53.5%	53.5%
Percent of expenditures for instruction**	58.0%	Down from 59.3%	55.8%	56.5%
Opportunities in the arts	Excellent	No Change	Excellent	Excellent
Number of schools	8	No Change	9	9
Portable classrooms	5.9%	Up from 5.5%	1.0%	1.4%
Number of schools with SACS accreditation	8.0	No Change	9.0	8.0
Parents attending conferences	99.2%	Up from 98.6%	97.3%	96.6%
Average administrator salary	\$76,421	Down 0.9%	\$78,064	\$78,000
Number of charter schools	0	No Change	0	0
% of AYP objectives met	95.2%		90.7%	93.1%

\* Length of contract = 185+ days.

\*\* Prior year audited financial data available.

## RESIDENTIAL TREATMENT FACILITIES STUDENT PERFORMANCE

	PASS	HSAP	End-of-Course Tests
Passage Rate	N/A	N/A	N/A

## CHARTER SCHOOLS IN DISTRICT

School Name	Absolute Rating	Growth Rating	Adequate Yearly Progress
There are no charter schools in this district.			

## REPORT OF SUPERINTENDENT

The 2010-11 school year has been a fast-paced and enjoyable one. We are proud of our student performance in fine arts activities and athletic events. The GT Drama students were awarded Best Ensemble Award for their production at the SC Theater Association Secondary Festival. The UCHS band scored seventh place in the state competition.

The Indoor Percussion Ensemble scored first place in two competitions this year, and we hosted our first percussion competition with about 3000 visitors attending that day. The UCHS Winter Guard brought home the silver medal in our Circuit Championship. In the Bill Drake's Battle of the Brains our Sims Middle School team was second place in the regional academic challenge competition. Monarch Elementary School was recently recognized with an Exemplary Writing Award. In addition to student awards, our district successfully completed the accreditation process with AdvancEd.

We have been planning schedule changes at Union County High School and expanding our post-secondary opportunities and business partnerships to better prepare our students. This year schedule changes were successfully implemented at the middle and ninth grade levels in order to increase academic time in language arts and math.

Union County Schools has excellent student teacher ratios, and the goal has been to retain that statistic. Smaller classes result in greater attention by teachers to the progress of each student. The Board of Trustees and administration have worked hard to examine every aspect of district operations to assure that the emphasis continues to be on the classroom. We are happy to have avoided the furlough option for our employees this year.

I enjoy serving you as superintendent. Progress continues as we make every effort to best serve the needs of each student and identify areas for improvement.

Dr. Kristi V. Woodall, Superintendent

Comprehensive detail, including definitions of ratings, performance criteria, and explanations of status, is available on [www.ed.sc.gov](http://www.ed.sc.gov) and [www.eoc.sc.gov](http://www.eoc.sc.gov) as well as school and school district websites.

Printed versions are available from school districts upon request.

### Abbreviations Key

N/A Not Applicable N/AV Not Available N/C Not Collected N/R Not Reported I/S Insufficient Sample TBD To be determined

NI Newly Identified CDI Continuing District Improvement CA Corrective Action RP Plan to Restructure R Restructure DELAY District Improvement Status HOLD District Improvement Status