

# SC Annual School Report Card Summary

**SUMTER COUNTY CAREER CENTER**  
**Grades: 9-12**      **Enrollment: 286**  
**Director: John Michalik**  
**Board Chair: Mr. John Michalik**  
**Superintendents: Randolph D. Bynum, Sr. Sumter 2**  
**Mr. Randolph Bynum, Sr. Sumter 17**

## PERFORMANCE

Comprehensive detail, including definitions of ratings, performance criteria, and explanations of status, is available on [www.ed.sc.gov](http://www.ed.sc.gov) and [www.eoc.sc.gov](http://www.eoc.sc.gov) as well as school and school district websites. Printed versions are available from school districts upon request.

YEAR	ABSOLUTE RATING	GROWTH RATING	PALMETTO GOLD AND SILVER AWARD		AYP STATUS	NCLB IMPROVEMENT STATUS
			General Performance	Closing the Gap		
2011	Good	At-Risk	TBD	TBD	Met	N/A
2010	Good	At-Risk	N/A	N/A	Met	N/A
2009	Excellent	Excellent	Gold	N/A	Met	N/A

## ABSOLUTE RATINGS OF CAREER CENTERS IN SC\*

EXCELLENT	GOOD	AVERAGE	BELOW AVERAGE	AT-RISK
17	14	3	4	1

\*Ratings are calculated with data available by 11/18/2011. All Career Centers in South Carolina are included.

## TECHNICAL SKILL ATTAINMENT

The percentage of students enrolled in career and technology courses at a center who earn a 2.0 or above on the final course grade.

Our Center		State Center Average (%)	
n	%	n	%
270	91.9%		87.6%

## GRADUATION RATE

The number of 12th grade career technology education students who graduate in the spring is divided by the number of 12th graders enrolled in the center and converted to a percentage.

Our Center		State Center Average (%)	
n	%	n	%
123	89.4%		94.7%

## PLACEMENT RATE

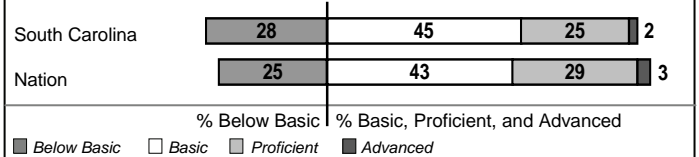
The number of career and technology completers who are available for placement in postsecondary instruction, military services, or employment is divided into the number of students over a three-year period who are actually placed and converted to a percentage. This criterion mirrors the Perkins standard.

Our Center		State Center Average (%)	
n	%	n	%
340	94.1%		96.3%


## NAEP PERFORMANCE\*

\* Performance reported for SC and nation, data not available at school level. Percentages at NAEP Achievement Levels.


### READING – GRADE 8 (2011)



### MATH – GRADE 8 (2011)



### SCIENCE – GRADE 8 (2009)



## SC PERFORMANCE VISION

*By 2020 all students will graduate with the knowledge and skills necessary to compete successfully in the global economy, participate in a democratic society and contribute positively as members of families and communities.*

### Abbreviations Key

N/A Not Applicable    N/AV Not Available    N/C Not Collected    N/R Not Reported    I/S Insufficient Sample    TBD To be determined  
 NI Newly Identified    CSI Continuing School Improvement    CA Corrective Action    RP Plan to Restructure    R Restructure    DELAY School Improvement Status    HOLD School Improvement Status

# SUMTER COUNTY CAREER CENTER

## SCHOOL PROFILE

	Our Center	Change from Last Year	Median Career Center
<b>Students (n=286)</b>			
With disabilities other than speech	14.3%	Up from 11.0%	8.2%
Career/technology students in co-curricular organizations	50.3%	Up from 29.2%	21.6%
Enrollment in career/technology courses	286	Down from 455	608
Students participating in work-based experiences	62.2%	Up from 33.0%	16.2%
<b>Teachers (n=13)</b>			
Teachers with advanced degrees	15.4%	Down from 20.0%	23.8%
Continuing contract teachers	53.8%	Up from 33.3%	76.5%
Teachers returning from previous year	93.2%	Down from 97.6%	90.8%
Teacher attendance rate	95.0%	Down from 96.6%	95.4%
Average teacher salary*	\$45,689	Up 1.8%	\$46,840
Professional development days/teacher	18.6 days	Up from 18.0 days	10.9 days
<b>Center</b>			
Director's years at Center	2.0	Up from 1.0	6.0
Dollars spent per pupil**	\$4,317	Down 2.4%	\$3,211
Percent of expenditures for teacher salaries**	46.4%	Up from 41.8%	58.4%
Percent of expenditures for instruction**	52.4%	Up from 49.4%	66.9%
Parents attending conferences	100.0%	No Change	79.8%

\* Length of contract = 185+ days.

\*\* Prior year audited financial data available.

## EVALUATION RESULTS

	Teachers	Students*	Parents*
Number of surveys returned	11	123	81
Percent satisfied with learning environment	100.0%	81.3%	78.8%
Percent satisfied with social and physical environment	100.0%	88.2%	78.5%
Percent satisfied with school-home relations	90.9%	86.0%	83.3%

\* Only eleventh grade students and their parents were included.

## REPORT OF DIRECTOR AND SCHOOL IMPROVEMENT COUNCIL

Serving three high schools in Sumter County, Sumter County Career Center continues to enjoy a very positive relationship with its business and industrial partners. We continue to develop positive relationships with all stakeholders in the community. The principal remains actively involved with the Industrial Association. We continue to receive grant funding for our Green House Project, and we are optimistic for a completion of the project in the fall of 2011. We continue to place emphasis on rigor, academics, and excellence from the students, the faculty, and the administration; this will be a project that demonstrates the quality of education our students receive.

The facility and equipment renovation project is nearing the last phase. We are installing a state of the art paint booth in our Auto Collision Technology program. We continue to bring in guest speakers from the community to the campus to address the students, and they are encouraged to participate in a number of community development activities such as nursing home visits, fundraisers for the American Cancer Society, and the Heart Association. We are proud of the community projects in which our Masonry and Carpentry students have been involved.

We are also very proud of all the accomplishments our students have made this year. Our Welding students took first place in the state SkillsUSA competitions and will advance to the national competition in Kansas City this summer. We had many students become state officers in the FCCLA and Health Sciences competition, and several of those students will go on to the national conferences in California this summer.

Our partnership with Central Carolina Technical College remains strong. Our juniors and seniors are encouraged to participate in Dual Enrollment, and we look forward to renewing our articulation agreements with the college.

The administration and faculty of the Sumter County Career Center continue to be very proud of the many accomplishments of our students, and we all look forward to another successful year.

John Michalik  
Principal

Comprehensive detail, including definitions of ratings, performance criteria, and explanations of status, is available on [www.ed.sc.gov](http://www.ed.sc.gov) and [www.eoc.sc.gov](http://www.eoc.sc.gov) as well as school and school district websites.

Printed versions are available from school districts upon request.

### Abbreviations Key

N/A Not Applicable N/AV Not Available N/C Not Collected N/R Not Reported I/S Insufficient Sample TBD To be determined

NI Newly Identified CSI Continuing School Improvement CA Corrective Action RP Plan to Restructure R Restructure DELAY School Improvement Status HOLD School Improvement Status