

SC Annual School Report Card Summary

OAKLAND ELEMENTARY
Sumter 2

Grades: PK-1

Enrollment: 716

Principal: Shirley Tomlin

Superintendent: Dr. J. Frank Baker

Board Chair: Mr. Larry Addison

PERFORMANCE

Comprehensive detail, including definitions of ratings, performance criteria, and explanations of status, is available on www.ed.sc.gov and www.eoc.sc.gov as well as school and school district websites. Printed versions are available from school districts upon request.

YEAR	ABSOLUTE RATING	GROWTH RATING	PALMETTO GOLD AND SILVER AWARD		AYP STATUS	NCLB IMPROVEMENT STATUS
			General Performance	Closing the Gap		
2010	Excellent	Good	TBD	TBD	Met	N/A
2009	Excellent	Excellent	N/A	N/A	Met	N/A
2008	Good	Below Average	N/A	N/A	Not Met	N/A

ABSOLUTE RATING OF PRIMARY SCHOOLS WITH STUDENTS LIKE OURS*

EXCELLENT	GOOD	AVERAGE	BELOW AVERAGE	AT-RISK
6	0	0	0	0

*Ratings are calculated with data available by 03/09/2011. Schools with Students Like Ours are Primary Schools with Poverty Indices of no more than 5% above or below the index for this school.

PRIME INSTRUCTIONAL TIME

Our School	Median Primary School
90.5%	90.1%

STUDENT-TEACHER RATIO IN CORE SUBJECTS

Our School	Median Primary School
19.5 to 1	19.3 to 1

TEACHERS WITH ADVANCED DEGREES

Our School	Median Primary School
73.7%	62.2%

TEACHERS RETURNING FROM PREVIOUS YEAR

Our School	Median Primary School
92.9%	89.8%

PERCENT OF PARENTS ATTENDING CONFERENCES

Our School	Median Primary School
100.0%	100.0%

DAYS OF PROFESSIONAL DEVELOPMENT*

Our School	Median Primary School
19.9 days	12.7 days

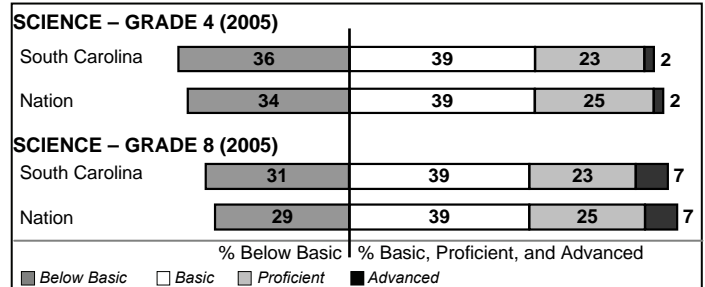
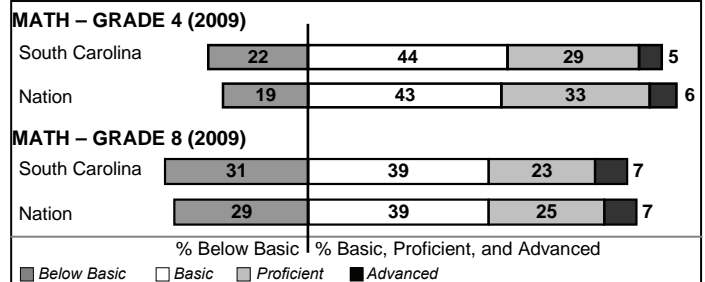
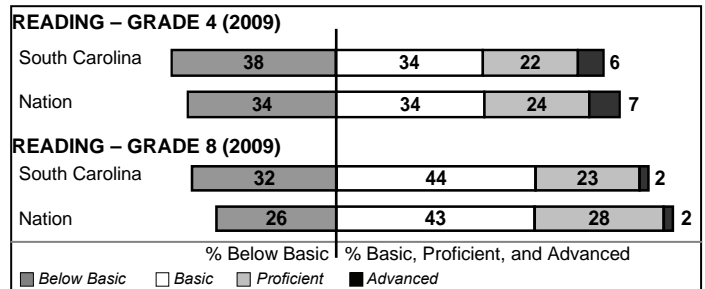
*Professional development days should be devoted exclusively to knowledge and skills in working with children less than eight years old.

Types Of Accreditation (More Than One May Apply)

	Not pursuing accreditation
	Conducting a self-study
X	South Carolina Department of Education
X	Southern Association of Colleges and Schools
	American Montessori Society
	National Association for the Education of Young Children

NAEP PERFORMANCE*

* Performance reported for SC and nation, data not available at school level. Percentages at NAEP Achievement Levels.



SC PERFORMANCE GOAL

2010 Goal:

By 2010, SC's student achievement will be ranked in the top half of the states nationally. To achieve this goal, we must become one of the fastest improving systems in the country.

2020 Vision:

By 2020 all students will graduate with the knowledge and skills necessary to compete successfully in the global economy, participate in a democratic society and contribute positively as members of families and communities.

Abbreviations Key

N/A Not Applicable N/AV Not Available N/C Not Collected N/R Not Reported I/S Insufficient Sample TBD To be determined
 NI Newly Identified CSI Continuing School Improvement CA Corrective Action RP Plan to Restructure R Restructure DELAY School Improvement Status HOLD School Improvement Status

OAKLAND ELEMENTARY [Sumter 2]

SCHOOL PROFILE

	Our School	Change from Last Year	Primary Schools with Students Like Ours	Median Primary School
Students (n=716)				
Retention rate	4.3%	Up from 3.5%	4.0%	2.8%
Attendance rate	96.1%	Down from 96.2%	95.8%	95.6%
With disabilities other than speech	5.0%	Up from 4.3%	3.7%	4.0%
Older than usual for grade	0.0%	No Change	0.0%	0.0%
Teachers (n=38)				
Teachers with advanced degrees	73.7%	Down from 75.7%	54.8%	62.2%
Continuing contract teachers	81.6%	Up from 75.7%	85.7%	90.9%
Teachers with emergency or provisional certificates	0.0%	No Change	0.0%	0.0%
Teachers returning from previous year	92.9%	No Change	89.9%	89.8%
Teacher attendance rate	95.2%	No Change	95.2%	95.1%
Average teacher salary*	\$45,286	Down 0.0%	\$47,000	\$47,006
Classes not taught by highly qualified teachers	0.0%	Down from 7.5%	0.0%	0.0%
Professional development days/teacher	27.4 days	Up from 26.2 days	16.4 days	17.1 days
School				
Principal's years at school	16.0	Up from 15.0	6.0	5.0
Student-teacher ratio in core subjects	19.5 to 1	Down from 20.2 to 1	20.0 to 1	19.3 to 1
Prime instructional time	90.5%	Down from 90.8%	90.5%	90.1%
Opportunities in the arts	Good	No Change	Good	Good
SACS accreditation	Yes	No Change	Yes	Yes
Character development program	Excellent	No Change	Excellent	Excellent
Dollars spent per pupil**	\$6,147	Down 1.6%	\$7,253	\$7,207
Percent of expenditures for instruction**	66.6%	Up from 66.5%	68.4%	68.5%
Percent of expenditures for teacher salaries**	65.1%	Up from 48.6%	65.1%	65.1%
% of AYP objectives met	100.0%	No Change	100.0%	100.0%

* Length of contract = 185+ days.

** Prior year audited financial data available.

REPORT OF PRINCIPAL AND SCHOOL IMPROVEMENT COUNCIL

Oakland Primary serves students in pre-kindergarten through first grade and is committed to providing an environment where all children can learn and succeed. We maintain high expectations for our students' academic, social, emotional, and physical growth.

Our highly trained and dedicated staff participates in staff development, study groups, and graduate courses where they gain a variety of strategies and teaching methods for helping our students become successful.

Title I funds continue to be used for enhancing our school's curriculum and providing students with unique opportunities for learning. At Oakland, we are committed to developing child-centered classrooms where critical thinking and problem solving continue to be a part of the daily routine. Successful programs implemented at the school include the LEAP Program (Literacy Enrichment and Acceleration Program) to help our students in kindergarten and first grade become more proficient in reading, writing, and language arts, the Letter Factory for handwriting, and the Motor Lab for fine and gross motor skills development.

Parental and community involvement is an integral part of our school. We continue to solicit involvement through our Parent Teacher Association (PTA), School Improvement Council (SIC), Title I, and Site Based Planning Committees.

Shirley G. Tomlin, Principal
Jamma Bradford, School Improvement Council Chair

EVALUATION RESULTS

	Teachers
Number of surveys returned	31
Percent satisfied with learning environment	100.0%
Percent satisfied with social and physical environment	100.0%
Percent satisfied with school-home relations	96.8%

Comprehensive detail, including definitions of ratings, performance criteria, and explanations of status, is available on www.ed.sc.gov and www.eoc.sc.gov as well as school and school district websites.

Printed versions are available from school districts upon request.

Abbreviations Key

N/A Not Applicable N/AV Not Available N/C Not Collected N/R Not Reported I/S Insufficient Sample TBD To be determined

NI Newly Identified CSI Continuing School Improvement CA Corrective Action RP Plan to Restructure R Restructure DELAY School Improvement Status HOLD School Improvement Status