

SC Annual School Report Card Summary

BLACKSBURG PRIMARY
Cherokee
Grades: PK-2 Enrollment: 416
Principal: Deborah Hamrick
Superintendent: Kim Bagwell
Board Chair: Mr. Billy Blackwell

PERFORMANCE

Comprehensive detail, including definitions of ratings, performance criteria, and explanations of status, is available on www.ed.sc.gov and www.eoc.sc.gov as well as school and school district websites. Printed versions are available from school districts upon request.

YEAR	ABSOLUTE RATING	GROWTH RATING	PALMETTO GOLD AND SILVER AWARD		AYP STATUS	NCLB IMPROVEMENT STATUS
			General Performance	Closing the Gap		
2010	Excellent	Good	TBD	TBD	Met	N/A
2009	Excellent	N/A	N/A	N/A	Met	N/A
2008	N/A	N/A	N/A	N/A	Met	N/A

ABSOLUTE RATING OF PRIMARY SCHOOLS WITH STUDENTS LIKE OURS*

EXCELLENT	GOOD	AVERAGE	BELOW AVERAGE	AT-RISK
10	0	0	0	0

*Ratings are calculated with data available by 03/09/2011. Schools with Students Like Ours are Primary Schools with Poverty Indices of no more than 5% above or below the index for this school.

PRIME INSTRUCTIONAL TIME

Our School	Median Primary School
85.9%	90.1%

STUDENT-TEACHER RATIO IN CORE SUBJECTS

Our School	Median Primary School
19.5 to 1	19.3 to 1

TEACHERS WITH ADVANCED DEGREES

Our School	Median Primary School
74.1%	62.2%

TEACHERS RETURNING FROM PREVIOUS YEAR

Our School	Median Primary School
93.0%	89.8%

PERCENT OF PARENTS ATTENDING CONFERENCES

Our School	Median Primary School
100.0%	100.0%

DAYS OF PROFESSIONAL DEVELOPMENT*

Our School	Median Primary School
22.9 days	12.7 days

*Professional development days should be devoted exclusively to knowledge and skills in working with children less than eight years old.


Types Of Accreditation (More Than One May Apply)

	Not pursuing accreditation
X	Conducting a self-study
X	South Carolina Department of Education
X	Southern Association of Colleges and Schools
X	American Montessori Society
X	National Association for the Education of Young Children


NAEP PERFORMANCE*

* Performance reported for SC and nation, data not available at school level. Percentages at NAEP Achievement Levels.

READING – GRADE 4 (2009)



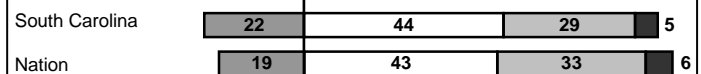
READING – GRADE 8 (2009)




% Below Basic | % Basic, Proficient, and Advanced

■ Below Basic □ Basic ▒ Proficient ■ Advanced

MATH – GRADE 4 (2009)




MATH – GRADE 8 (2009)



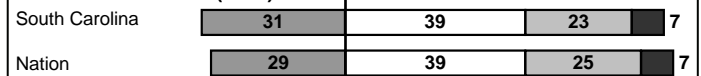
% Below Basic | % Basic, Proficient, and Advanced

■ Below Basic □ Basic ▒ Proficient ■ Advanced

SCIENCE – GRADE 4 (2005)



SCIENCE – GRADE 8 (2005)



% Below Basic | % Basic, Proficient, and Advanced

■ Below Basic □ Basic ▒ Proficient ■ Advanced

SC PERFORMANCE GOAL

2010 Goal:

By 2010, SC's student achievement will be ranked in the top half of the states nationally. To achieve this goal, we must become one of the fastest improving systems in the country.

2020 Vision:

By 2020 all students will graduate with the knowledge and skills necessary to compete successfully in the global economy, participate in a democratic society and contribute positively as members of families and communities.

Abbreviations Key

N/A Not Applicable N/AV Not Available N/C Not Collected N/R Not Reported I/S Insufficient Sample TBD To be determined

NI Newly Identified CSI Continuing School Improvement CA Corrective Action RP Plan to Restructure R Restructure DELAY School Improvement Status HOLD School Improvement Status

BLACKSBURG PRIMARY [Cherokee]

SCHOOL PROFILE

	Our School	Change from Last Year	Primary Schools with Students Like Ours	Median Primary School
Students (n=416)				
Retention rate	1.3%	Up from 0.8%	2.3%	2.8%
Attendance rate	95.2%	Down from 95.8%	95.7%	95.6%
With disabilities other than speech	3.9%	Up from 2.3%	4.2%	4.0%
Older than usual for grade	0.0%	No Change	0.0%	0.0%
Teachers (n=27)				
Teachers with advanced degrees	74.1%	Up from 58.1%	67.1%	62.2%
Continuing contract teachers	100.0%	Up from 93.5%	94.5%	90.9%
Teachers with emergency or provisional certificates	0.0%	No Change	0.0%	0.0%
Teachers returning from previous year	93.0%	Down from 93.8%	90.1%	89.8%
Teacher attendance rate	90.7%	Down from 95.3%	94.6%	95.1%
Average teacher salary*	\$49,032	Up 4.1%	\$47,905	\$47,006
Classes not taught by highly qualified teachers	0.0%	No Change	0.0%	0.0%
Professional development days/teacher	28.0 days	Up from 27.9 days	18.8 days	17.1 days
School				
Principal's years at school	3.0	Up from 2.0	5.0	5.0
Student-teacher ratio in core subjects	19.5 to 1	Up from 19.2 to 1	18.9 to 1	19.3 to 1
Prime instructional time	85.9%	Down from 91.0%	90.7%	90.1%
Opportunities in the arts	Good	No Change	Good	Good
SACS accreditation	Yes	No Change	Yes	Yes
Character development program	Good	Down from Excellent	Excellent	Excellent
Dollars spent per pupil**	\$6,285	Up 15.7%	\$7,059	\$7,207
Percent of expenditures for instruction**	73.5%	Down from 74.9%	69.7%	68.5%
Percent of expenditures for teacher salaries**	69.9%	Down from 70.2%	65.5%	65.1%
% of AYP objectives met	100.0%	No Change	100.0%	100.0%

* Length of contract = 185+ days.

** Prior year audited financial data available.

EVALUATION RESULTS

	Teachers
Number of surveys returned	25
Percent satisfied with learning environment	100.0%
Percent satisfied with social and physical environment	100.0%
Percent satisfied with school-home relations	95.8%

Comprehensive detail, including definitions of ratings, performance criteria, and explanations of status, is available on www.ed.sc.gov and www.eoc.sc.gov as well as school and school district websites.

Printed versions are available from school districts upon request.

REPORT OF PRINCIPAL AND SCHOOL IMPROVEMENT COUNCIL

Dear Parents,

We are extremely proud of the students, faculty, and staff of Blacksburg Primary for their hard work and dedication this year. We have made improvements and gains in many areas to help our students take a giant step forward in becoming successful students and lifelong learners. While creating a safe and nurturing environment, we strive to engage students through the best instructional practices and challenging experiences. It is our goal to provide multi-sensory instruction and developmentally appropriate activities for all students. We believe that at the primary level, a foundation for education is built and that these years are very important years in a student's success. We believe that "Kids are Special People" and that all kids can learn.

In an effort to increase achievement and improve student learning, Blacksburg Primary established a Professional Learning Community. Our meetings focused on reading/writing and developmentally appropriate activities that meet the needs of young children. We also focused on activities that help meet the social and emotional needs of primary children. We were able to offer reading intervention to small groups of students to help bring them up to grade-level in reading and writing. We also strived to create a strong home/school connection by helping parents make the adjustment to school a positive and beneficial experience for them and their child. We will continue to offer 4K and 5K Creative Curriculum and Montessori classrooms. All of our 4K classes are full day.

Our teachers use the Dominie Assessment to guide individual instruction for students within their classroom. The teachers in grade two give their students the Measures of Academic Progress assessment (MAP) twice a year. This data was used to drive classroom instruction.

Mrs. Regina Williams was our Teacher of the Year, and Mrs. Jane Sanders was our Reading Teacher of the Year. Blacksburg Primary was chosen as the "Wal-Mart School of the Year". Our school is very active in community projects. We participated in Jump Rope For Heart, Relay For Life, and March of Dimes. Some of the special events that took place this year included: Grits for Grands, Book Fairs, Muffins for Mom, Doughnuts for Dads, Field Day and Fun Days, Awards programs at the end of each nine-week grading period, special music programs, and art displays.

As we look ahead to the 2010-2011 year, we will make it a priority as always to ensure that your children receive a strong beginning to their educational career in the safest environment possible. We will continue our emphasis on reading, writing and mathematics. The use of manipulatives in mathematics will continue to be an emphasis with helping students work from the concrete to the abstract. We thank you for your continued support and look forward to a prosperous 2010-2011 year.

Malinda Patterson, Principal
George Kirby, SIC Chairperson

Abbreviations Key

N/A Not Applicable N/AV Not Available N/C Not Collected N/R Not Reported I/S Insufficient Sample TBD To be determined

NI Newly Identified CSI Continuing School Improvement CA Corrective Action RP Plan to Restructure R Restructure DELAY School Improvement Status HOLD School Improvement Status