

SC Annual School Report Card Summary

LAUREL HILL PRIMARY
Charleston
Grades: PK-2 Enrollment: 1,039
Principal: Michael Antonelli
Superintendent: Dr. Nancy J. McGinley
Board Chair: Mrs. Ruth Jordan

PERFORMANCE

Comprehensive detail, including definitions of ratings, performance criteria, and explanations of status, is available on www.ed.sc.gov and www.eoc.sc.gov as well as school and school district websites. Printed versions are available from school districts upon request.

YEAR	ABSOLUTE RATING	GROWTH RATING	PALMETTO GOLD AND SILVER AWARD		AYP STATUS	NCLB IMPROVEMENT STATUS
			General Performance	Closing the Gap		
2010	Excellent	Excellent	TBD	TBD	Met	N/A
2009	Excellent	N/A	N/A	N/A	Met	N/A
2008	N/A	N/A	N/A	N/A	Met	N/A

ABSOLUTE RATING OF PRIMARY SCHOOLS WITH STUDENTS LIKE OURS*

EXCELLENT	GOOD	AVERAGE	BELOW AVERAGE	AT-RISK
0	0	0	0	0

*Ratings are calculated with data available by 03/09/2011. Schools with Students Like Ours are Primary Schools with Poverty Indices of no more than 5% above or below the index for this school.

PRIME INSTRUCTIONAL TIME

Our School	Median Primary School
93.2%	90.1%

STUDENT-TEACHER RATIO IN CORE SUBJECTS

Our School	Median Primary School
20.8 to 1	19.3 to 1

TEACHERS WITH ADVANCED DEGREES

Our School	Median Primary School
53.1%	62.2%

TEACHERS RETURNING FROM PREVIOUS YEAR

Our School	Median Primary School
94.1%	89.8%

PERCENT OF PARENTS ATTENDING CONFERENCES

Our School	Median Primary School
100.0%	100.0%

DAYS OF PROFESSIONAL DEVELOPMENT*

Our School	Median Primary School
13.9 days	12.7 days

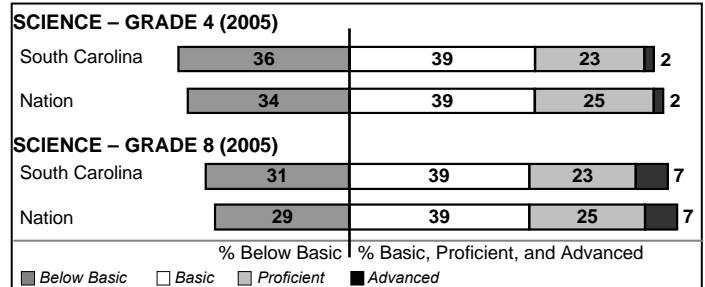
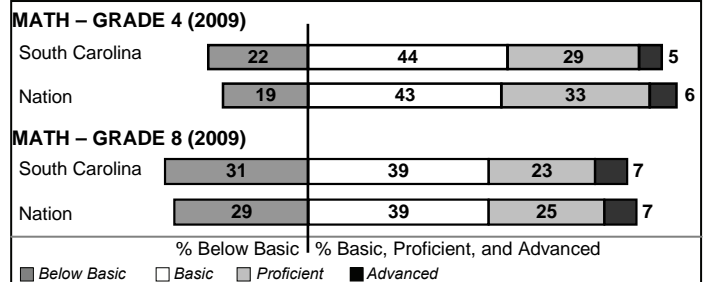
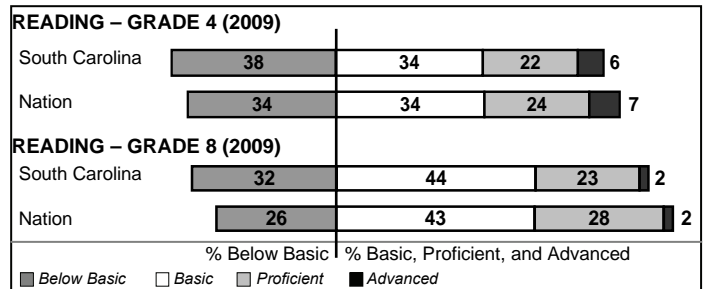
*Professional development days should be devoted exclusively to knowledge and skills in working with children less than eight years old.

Types Of Accreditation (More Than One May Apply)

	Not pursuing accreditation
	Conducting a self-study
X	South Carolina Department of Education
	Southern Association of Colleges and Schools
	American Montessori Society
X	National Association for the Education of Young Children

NAEP PERFORMANCE*

* Performance reported for SC and nation, data not available at school level. Percentages at NAEP Achievement Levels.



SC PERFORMANCE GOAL

2010 Goal:
 By 2010, SC's student achievement will be ranked in the top half of the states nationally. To achieve this goal, we must become one of the fastest improving systems in the country.

2020 Vision:
 By 2020 all students will graduate with the knowledge and skills necessary to compete successfully in the global economy, participate in a democratic society and contribute positively as members of families and communities.

Abbreviations Key

N/A Not Applicable N/AV Not Available N/C Not Collected N/R Not Reported I/S Insufficient Sample TBD To be determined
 NI Newly Identified CSI Continuing School Improvement CA Corrective Action RP Plan to Restructure R Restructure DELAY School Improvement Status HOLD School Improvement Status

LAUREL HILL PRIMARY [Charleston]

SCHOOL PROFILE

	Our School	Change from Last Year	Primary Schools with Students Like Ours	Median Primary School
Students (n=1,039)				
Retention rate	1.5%	Down from 1.7%	1.5%	2.8%
Attendance rate	95.5%	Down from 95.8%	95.5%	95.6%
With disabilities other than speech	2.6%	Down from 3.6%	2.6%	4.0%
Older than usual for grade	0.0%	Down from 0.3%	0.0%	0.0%
Teachers (n=64)				
Teachers with advanced degrees	53.1%	Up from 50.8%	53.1%	62.2%
Continuing contract teachers	92.2%	Down from 93.7%	92.2%	90.9%
Teachers with emergency or provisional certificates	0.0%	No Change	0.0%	0.0%
Teachers returning from previous year	94.1%	Up from 92.8%	94.1%	89.8%
Teacher attendance rate	98.0%	Up from 97.2%	98.0%	95.1%
Average teacher salary*	\$48,725	Up 1.9%	\$48,725	\$47,006
Classes not taught by highly qualified teachers	0.0%	No Change	0.0%	0.0%
Professional development days/teacher	14.1 days	Down from 15.1 days	14.1 days	17.1 days
School				
Principal's years at school	5.0	Up from 4.0	5.0	5.0
Student-teacher ratio in core subjects	20.8 to 1	Up from 19.4 to 1	20.8 to 1	19.3 to 1
Prime instructional time	93.2%	Up from 92.7%	93.2%	90.1%
Opportunities in the arts	Good	No Change	Good	Good
SACS accreditation	No	No Change	No	Yes
Character development program	Excellent	No Change	Excellent	Excellent
Dollars spent per pupil**	\$6,341	Up 1.8%	\$6,341	\$7,207
Percent of expenditures for instruction**	74.4%	Up from 71.8%	74.4%	68.5%
Percent of expenditures for teacher salaries**	71.7%	Up from 68.9%	71.7%	65.1%
% of AYP objectives met	100.0%	No Change	100.0%	100.0%

* Length of contract = 185+ days.

** Prior year audited financial data available.

EVALUATION RESULTS

	Teachers
Number of surveys returned	56
Percent satisfied with learning environment	98.2%
Percent satisfied with social and physical environment	96.4%
Percent satisfied with school-home relations	100.0%

Comprehensive detail, including definitions of ratings, performance criteria, and explanations of status, is available on www.ed.sc.gov and www.eoc.sc.gov as well as school and school district websites.

Printed versions are available from school districts upon request.

REPORT OF PRINCIPAL AND SCHOOL IMPROVEMENT COUNCIL

Upon entering our building, you can immediately sense the child-centered atmosphere that has already made Laurel Hill Primary School (LHPS) an award-winning school. We are proud of our continued success and our EXCELLENT school report card rating.

At LHPS, we are committed to the success of each child. Our students continue to grow in all areas: academically, socially, physically, and artistically. We are determined to provide a child-centered and developmentally appropriate learning environment in each of our classrooms. One recent area of focus is providing students with authentic learning opportunities. Children have experiences with arts-based and innovative learning activities each day. LHPS is proud of our accreditation through the National Association for the Education of Young Children (NAEYC). This prestigious status has been described as the gold standard by which early childhood programs are evaluated.

We also believe that we must show evidence of growth in student achievement as measured by standardized assessments. The LHPS teachers and administrators monitor student achievement regularly, and we are very pleased with our outstanding results in all content areas. For example, the vast majority of our 1st and 2nd grade students (82% in Reading and 84% in Math) scored above the national average and the majority (58% in Reading and 61% in Math) scored above the 75th percentile as indicated by MAP assessments. This data coupled with the above-mentioned accreditation status validates the incredible work that our dedicated teachers perform on a daily basis.

As LHPS perpetually works toward our vision of a professional learning community, our teachers continue to participate in workshops, on-site graduate courses, and professional book studies. We held our fourth annual Laurel Hill Mini Conference that provided a venue for our master teachers to present sessions to other faculty members. Current research is clear that the greatest factor in student success is a master teacher in every classroom. We are thrilled that twelve of our current faculty members have already achieved National Board Certification and that others will be pursuing this professional honor in the coming year.

Various annual events were once again held for our school community, including Family Reading Night, Family Math Night, and Family Art Night with special guest artist Jonathan Green. Our SIC and PTA also worked together to sponsor an evening for parents with nationally known author and parenting expert John Rosemond. LHPS is proud of our current successes, and we are committed to continued improvement in all aspects of educating our children. We appreciate the support from parents and our Mt. Pleasant community, whose partnerships involve volunteering, fundraising, tutoring, and organizing various events. The primary goal at Laurel Hill Primary School is to challenge every one of our students to meet his or her greatest potential. We focus daily on helping our children cultivate a love of learning that will last a lifetime.

Michael Antonelli, Principal
Lauree Cook, SIC Chairperson

Abbreviations Key

N/A Not Applicable N/AV Not Available N/C Not Collected N/R Not Reported I/S Insufficient Sample TBD To be determined

NI Newly Identified CSI Continuing School Improvement CA Corrective Action RP Plan to Restructure R Restructure DELAY School Improvement Status HOLD School Improvement Status