

SC Annual School Report Card Summary

MARSHALL PRIMARY
Anderson 2
Grades: PK-2 Enrollment: 538
Principal: Dr. Kim Clardy
Superintendent: Mr. Thomas T. Chapman
Board Chair: Mrs. Brenda Cooley

PERFORMANCE

Comprehensive detail, including definitions of ratings, performance criteria, and explanations of status, is available on www.ed.sc.gov and www.eoc.sc.gov as well as school and school district websites. Printed versions are available from school districts upon request.

YEAR	ABSOLUTE RATING	GROWTH RATING	PALMETTO GOLD AND SILVER AWARD		AYP STATUS	NCLB IMPROVEMENT STATUS
			General Performance	Closing the Gap		
2010	Excellent	Excellent	TBD	TBD	Met	N/A
2009	Excellent	Good	N/A	N/A	Met	N/A
2008	Excellent	Good	N/A	N/A	Met	N/A

ABSOLUTE RATING OF PRIMARY SCHOOLS WITH STUDENTS LIKE OURS*

EXCELLENT	GOOD	AVERAGE	BELOW AVERAGE	AT-RISK
4	0	0	0	0

*Ratings are calculated with data available by 03/09/2011. Schools with Students Like Ours are Primary Schools with Poverty Indices of no more than 5% above or below the index for this school.

PRIME INSTRUCTIONAL TIME

Our School	Median Primary School
92.3%	90.1%

STUDENT-TEACHER RATIO IN CORE SUBJECTS

Our School	Median Primary School
23.4 to 1	19.3 to 1

TEACHERS WITH ADVANCED DEGREES

Our School	Median Primary School
54.8%	62.2%

TEACHERS RETURNING FROM PREVIOUS YEAR

Our School	Median Primary School
92.6%	89.8%

PERCENT OF PARENTS ATTENDING CONFERENCES

Our School	Median Primary School
100.0%	100.0%

DAYS OF PROFESSIONAL DEVELOPMENT*

Our School	Median Primary School
12.8 days	12.7 days

*Professional development days should be devoted exclusively to knowledge and skills in working with children less than eight years old.


Types Of Accreditation (More Than One May Apply)

	Not pursuing accreditation
	Conducting a self-study
X	South Carolina Department of Education
X	Southern Association of Colleges and Schools
X	American Montessori Society
	National Association for the Education of Young Children


NAEP PERFORMANCE*

* Performance reported for SC and nation, data not available at school level. Percentages at NAEP Achievement Levels.

READING – GRADE 4 (2009)




READING – GRADE 8 (2009)




% Below Basic | % Basic, Proficient, and Advanced

■ Below Basic □ Basic ▒ Proficient ■ Advanced

MATH – GRADE 4 (2009)




MATH – GRADE 8 (2009)




% Below Basic | % Basic, Proficient, and Advanced

■ Below Basic □ Basic ▒ Proficient ■ Advanced

SCIENCE – GRADE 4 (2005)



SCIENCE – GRADE 8 (2005)



% Below Basic | % Basic, Proficient, and Advanced

■ Below Basic □ Basic ▒ Proficient ■ Advanced

SC PERFORMANCE GOAL

2010 Goal:

By 2010, SC's student achievement will be ranked in the top half of the states nationally. To achieve this goal, we must become one of the fastest improving systems in the country.

2020 Vision:

By 2020 all students will graduate with the knowledge and skills necessary to compete successfully in the global economy, participate in a democratic society and contribute positively as members of families and communities.

Abbreviations Key

N/A Not Applicable N/AV Not Available N/C Not Collected N/R Not Reported I/S Insufficient Sample TBD To be determined
 NI Newly Identified CSI Continuing School Improvement CA Corrective Action RP Plan to Restructure R Restructure DELAY School Improvement Status HOLD School Improvement Status

MARSHALL PRIMARY [Anderson 2]

SCHOOL PROFILE

	Our School	Change from Last Year	Primary Schools with Students Like Ours	Median Primary School
Students (n=538)				
Retention rate	2.0%	Down from 3.8%	3.2%	2.8%
Attendance rate	96.6%	No Change	96.3%	95.6%
With disabilities other than speech	1.7%	Down from 2.4%	3.2%	4.0%
Older than usual for grade	0.0%	Down from 0.3%	0.0%	0.0%
Teachers (n=31)				
Teachers with advanced degrees	54.8%	Down from 61.3%	57.6%	62.2%
Continuing contract teachers	87.1%	Up from 83.9%	84.4%	90.9%
Teachers with emergency or provisional certificates	0.0%	No Change	0.0%	0.0%
Teachers returning from previous year	92.6%	Down from 95.2%	92.8%	89.8%
Teacher attendance rate	96.3%	Up from 94.0%	96.4%	95.1%
Average teacher salary*	\$47,000	Down 4.8%	\$46,946	\$47,006
Classes not taught by highly qualified teachers	0.0%	No Change	0.0%	0.0%
Professional development days/teacher	15.7 days	Down from 27.7 days	17.8 days	17.1 days
School				
Principal's years at school	5.0	Up from 4.0	5.5	5.0
Student-teacher ratio in core subjects	23.4 to 1	Up from 21.2 to 1	20.6 to 1	19.3 to 1
Prime instructional time	92.3%	Up from 89.6%	91.5%	90.1%
Opportunities in the arts	Good	No Change	Good	Good
SACS accreditation	Yes	No Change	Yes	Yes
Character development program	Excellent	No Change	Excellent	Excellent
Dollars spent per pupil**	\$6,607	Down 2.6%	\$6,930	\$7,207
Percent of expenditures for instruction**	73.9%	Up from 73.3%	67.5%	68.5%
Percent of expenditures for teacher salaries**	70.2%	Up from 66.1%	65.1%	65.1%
% of AYP objectives met	100.0%	No Change	100.0%	100.0%

* Length of contract = 185+ days.

** Prior year audited financial data available.

EVALUATION RESULTS

	Teachers
Number of surveys returned	29
Percent satisfied with learning environment	89.7%
Percent satisfied with social and physical environment	93.1%
Percent satisfied with school-home relations	86.2%

REPORT OF PRINCIPAL AND SCHOOL IMPROVEMENT COUNCIL

The mission of Marshall Primary School, in partnership with the total community, is to build a solid foundation for future learning by providing quality instruction while nurturing the uniqueness of each individual. Marshall Primary has a strong faculty and staff, and an extremely active PTO. Parent volunteers logged over 2,000 hours of service during the 2009-2010 school year. Marshall Primary has an involved School Improvement Council and Title One Committee that meet regularly to discuss and set future goals. We are a school with high academic achievement and strong ties to the community.

Marshall Primary School has had many accomplishments this year, including: Recipient of the South Carolina State Department of Education Red Carpet Award; students in grades one and two participated in the District's Achievement Test; four hundred and ninety-three students participated in the Young Author's Program; students participated in the Accelerated Reading program; Marshall Primary School hosted a 21st Century Community Learning Center; students in first and second grade participated in Math Masters, which reinforced and challenged new learning; Wee Deliver, a schoolwide mail system, encouraged appropriate writing habits; two computer labs were utilized daily by all of our students; A Writing Lab was implemented to provide students the opportunity to master the writing process; students served as news anchors during our closed-circuit morning news program; preschool and kindergarten classrooms reflected the standards on the Early Childhood Rating Scale; Wendy's Wonderful Kids and Positive Behavior Intervention and Support programs continued to promote character education; continued support from our business partners; parental involvement was emphasized through activities such as parent workshops, a Spring Fling, field day, Goodies with Grandparents, Doughnuts with Dad, Morning with Mom, Spring Arts Showcase, Academic All-Star Night, and plays and concerts; students collected canned goods for disadvantaged families; local veterans were honored on Memorial Day; Birthday Buddies provided each student an opportunity to celebrate their birthday with either a friend or family member, with a guest speaker presenting topics on positive character traits; Teddy Bear Helpers gave new students a tour of the school and were special buddies during those first few days of getting acclimated to a new environment.

Angela Clinkscales was our Teacher of the Year. Our Teacher of the Year for 2010-2011 will be Jane Beaver. The school's theme for the 2010-2011 school year holds true as students continue to "PAWS for Learning."

Dr. Kim Clardy, Principal
Datrick Jefferson, SIC Chairperson

Comprehensive detail, including definitions of ratings, performance criteria, and explanations of status, is available on www.ed.sc.gov and www.eoc.sc.gov as well as school and school district websites.

Printed versions are available from school districts upon request.

Abbreviations Key

N/A Not Applicable N/AV Not Available N/C Not Collected N/R Not Reported I/S Insufficient Sample TBD To be determined
NI Newly Identified CSI Continuing School Improvement CA Corrective Action RP Plan to Restructure R Restructure DELAY School Improvement Status HOLD School Improvement Status