

SC Annual School Report Card Summary

CHESTNUT IS MIDDLE
Sumter 17

Grades: 6-8 **Enrollment: 464**
Principal: Cornelius B. Leach, Ed.D.
Superintendent: Zona W. Jefferson, Ph.D.
Board Chair: Mr. Greg L. Simonson

PERFORMANCE

Comprehensive detail, including definitions of ratings, performance criteria, and explanations of status, is available on www.ed.sc.gov and www.eoc.sc.gov as well as school and school district websites. Printed versions are available from school districts upon request.

YEAR	ABSOLUTE RATING	GROWTH RATING	PALMETTO GOLD AND SILVER AWARD		AYP STATUS	NCLB IMPROVEMENT STATUS
			General Performance	Closing the Gap		
2010	Average	Average	TBD	TBD	Met	N/A
2009	Below Average	Below Average	N/A	N/A	Not Met	N/A
2008	At-Risk	Below Average	N/A	N/A	Not Met	N/A

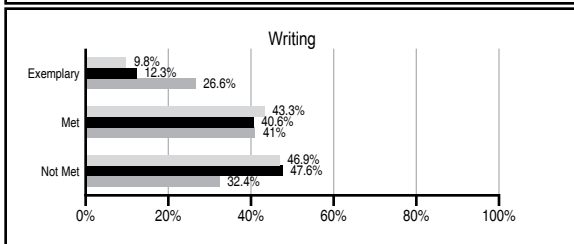
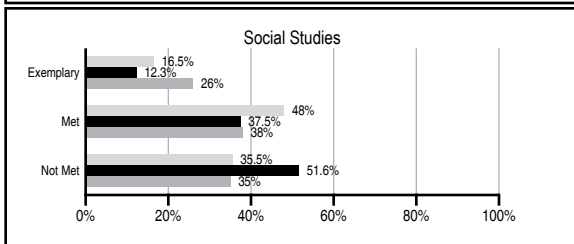
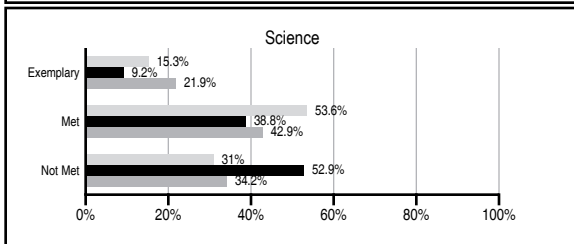
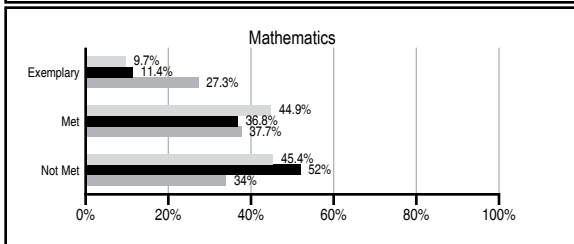
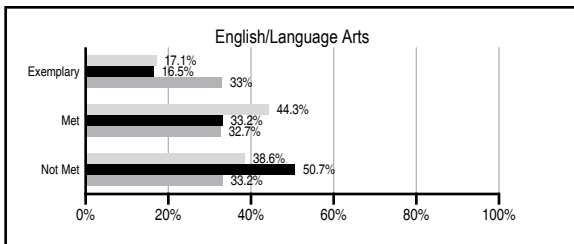
ABSOLUTE RATINGS OF MIDDLE SCHOOLS WITH STUDENTS LIKE OURS*

EXCELLENT	GOOD	AVERAGE	BELOW AVERAGE	AT-RISK
0	0	10	30	24

* Ratings are calculated with data available by 03/09/2011. Schools with Students Like Ours are Middle Schools with Poverty Indices of no more than 5% above or below the index for this school.




PASS PERFORMANCE

Our School
 Middle Schools with Students Like Ours
 Middle schools statewide



NAEP PERFORMANCE*

* Performance reported for SC and nation, data not available at school level. Percentages at NAEP Achievement Levels.



END OF COURSE TESTS - 2010

% of students scoring 70 or above on:	Our Middle School	Middle Schools with Students Like Ours
Algebra 1/Math for the Technologies 2	100.0	89.3
English 1	100.0	88.1
Physical Science	N/A	42.1
US History and the Constitution	N/A	N/A
All Subjects	100.0	87.7

SC PERFORMANCE GOAL

2010 Goal:
By 2010, SC's student achievement will be ranked in the top half of the states nationally. To achieve this goal, we must become one of the fastest improving systems in the country.

2020 Vision:
By 2020 all students will graduate with the knowledge and skills necessary to compete successfully in the global economy, participate in a democratic society and contribute positively as members of families and communities.

Abbreviations Key

N/A Not Applicable N/AV Not Available N/C Not Collected N/R Not Reported I/S Insufficient Sample TBD To be determined
 NI Newly Identified CSI Continuing School Improvement CA Corrective Action RP Plan to Restructure R Restructure DELAY School Improvement Status HOLD School Improvement Status

CHESTNUT IS MIDDLE [Sumter 17]

SCHOOL PROFILE

	Our School	Change from Last Year	Middle Schools with Students Like Ours	Median Middle School
Students (n=464)				
Students enrolled in high school credit courses (grades 7 & 8)	8.7%	Up from 7.6%	13.8%	24.2%
Retention rate	1.8%	Down from 3.5%	1.0%	0.7%
Attendance rate	94.3%	Up from 93.4%	95.4%	95.9%
Eligible for gifted and talented	10.0%	Up from 3.4%	5.7%	16.4%
With disabilities other than speech	17.5%	Down from 18.5%	14.4%	12.0%
Older than usual for grade	7.8%	Down from 12.3%	4.8%	2.2%
Out-of-school suspensions or expulsions for violent and/or criminal offenses	0.0%	No Change	0.3%	0.5%
Annual dropout rate	0.0%	No Change	0.0%	0.0%
Teachers (n=37)				
Teachers with advanced degrees	48.6%	Up from 33.3%	57.1%	58.5%
Continuing contract teachers	45.9%	Up from 45.5%	67.6%	80.0%
Teachers with emergency or provisional certificates	34.5%	Down from 43.3%	11.4%	4.0%
Teachers returning from previous year	61.4%	Down from 64.2%	77.9%	84.6%
Teacher attendance rate	94.2%	Down from 96.0%	95.5%	95.4%
Average teacher salary*	\$36,788	Down 1.9%	\$44,716	\$46,561
Classes not taught by highly qualified teachers	12.4%	Down from 15.5%	5.9%	1.3%
Professional development days/teacher	12.4 days	Up from 11.7 days	10.6 days	10.2 days
School				
Principal's years at school	5.0	Up from 4.0	3.0	4.0
Student-teacher ratio in core subjects	21.9 to 1	Down from 22.6 to 1	17.3 to 1	21.1 to 1
Prime instructional time	86.7%	Down from 88.1%	89.8%	90.4%
Opportunities in the arts	Excellent	No Change	Good	Good
SACS accreditation	Yes	No Change	Yes	Yes
Parents attending conferences	94.5%	Down from 95.5%	96.8%	98.1%
Character development program	Excellent	No Change	Good	Good
Dollars spent per pupil**	\$8,202	Down 31.5%	\$10,174	\$7,802
Percent of expenditures for instruction**	57.1%	Up from 55.3%	60.3%	63.8%
Percent of expenditures for teacher salaries**	56.0%	Up from 40.8%	55.9%	60.0%
% of AYP objectives met	100.0%	Up from 82.4%	86.2%	92.3%

* Length of contract = 185+ days.

** Prior year audited financial data available.

EVALUATION RESULTS

	Teachers	Students*	Parents*
Number of surveys returned	39	87	27
Percent satisfied with learning environment	84.6%	76.7%	92.3%
Percent satisfied with social and physical environment	87.2%	82.8%	92.6%
Percent satisfied with school-home relations	41.0%	78.2%	81.5%

*Only students at the highest middle school grade level at this school and their parents were included.

REPORT OF PRINCIPAL AND SCHOOL IMPROVEMENT COUNCIL

Chestnut Oak Middle School's administrative staff and faculty continue to strive to make Chestnut Oaks a great learning community and a family-oriented school. During the school year, our school's accomplishments exemplified what we value as a school community.

One major accomplishment for the 2009-2010 school year was being recognized for the second consecutive year as one of 17 schools to receive the Exemplar Award for Positive Behavior Intervention and Support (PBIS) Initiative from the South Carolina State Department of Education. PBIS is a schoolwide system of support that includes proactive strategies for defining, teaching, and supporting appropriate student behaviors to create positive school environments.

Another major accomplishment for Chestnut Oaks Middle School was being recognized as a finalist for the Dick and Tunky Riley Award. The Dick and Tunky Riley Award is given annually to a South Carolina School Improvement Council that has made a significant difference for the students and school community. This was Chestnut Oaks' first time applying for the award.

Several programs implemented by the faculty and staff members that were effective will be continued for the upcoming school year. Our school's Character Education committee continued to recognize students who displayed positive character traits. The Teacher Advancement Program (TAP) is another program we continued to implement. TAP encourages teachers to grow and allows them to prosper by offering new models for professional entry and training, with new compensation and career advancement possibilities. It honors the essence while changing the structure of the teaching profession.

Students had opportunities to receive incentives for a variety of reasons during the 2009-2010 school year. Some were honored and recognized for wearing their academic attire, having perfect attendance, displaying good behavior, and excelling academically in subject areas. Students earned trips to Charleston, Atlanta, and Washington, DC.

We are also very proud of our students for their involvement in service-learning projects. Last year, we participated in the Salvation Army's food drive, Pennies for Patients, and the March of Dimes Walk America. In all, our students raised and collected more than \$5,500.00 for charity projects.

We look forward to an even better year during the 2010-2011 school term as we continue to SOAR!

Seek Excellence
Opt to Use Good Manners
Activate Listening and Learning Skills
Respect Self and Others

Cornelius B. Leach, Ed.D., Principal
James Gary, SIC Chair

Comprehensive detail, including definitions of ratings, performance criteria, and explanations of status, is available on www.ed.sc.gov and www.eoc.sc.gov as well as school and school district websites.

Printed versions are available from school districts upon request.

Abbreviations Key

N/A Not Applicable N/AV Not Available N/C Not Collected N/R Not Reported I/S Insufficient Sample TBD To be determined
NI Newly Identified CSI Continuing School Improvement CA Corrective Action RP Plan to Restructure R Restructure DELAY School Improvement Status HOLD School Improvement Status