



SC Annual School Report Card Summary

HILLCREST MIDDLE
Sumter 2
Grades: 6-8 Enrollment: 396
Principal: Robert Barth
Superintendent: Dr. J. Frank Baker
Board Chair: Mr. Larry Addison

PERFORMANCE

Comprehensive detail, including definitions of ratings, performance criteria, and explanations of status, is available on www.ed.sc.gov and www.eoc.sc.gov as well as school and school district websites. Printed versions are available from school districts upon request.

YEAR	ABSOLUTE RATING	GROWTH RATING	PALMETTO GOLD AND SILVER AWARD		AYP STATUS	NCLB IMPROVEMENT STATUS
			General Performance	Closing the Gap		
2010	Average	Good	TBD	TBD	Met	N/A
2009	Average	Average	N/A	N/A	Met	N/A
2008	Average	Below Average	N/A	N/A	Not Met	N/A

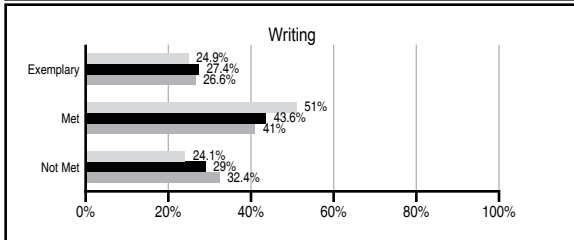
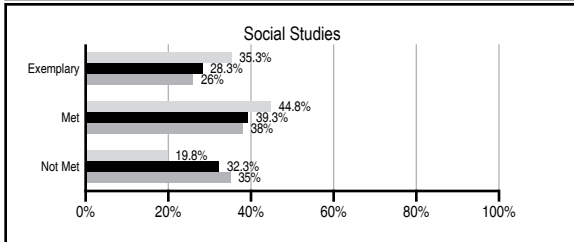
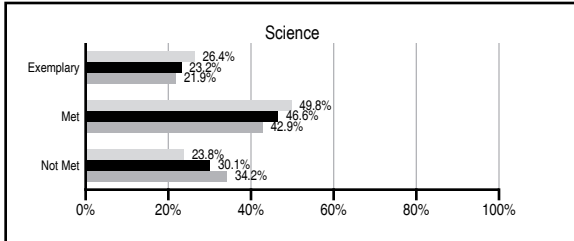
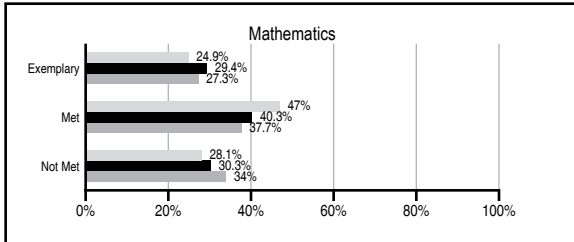
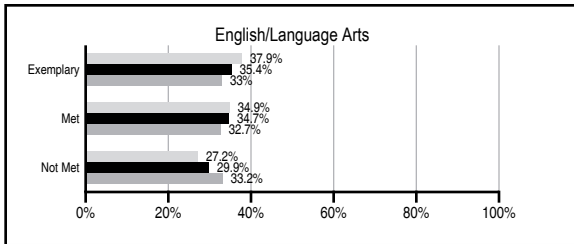
ABSOLUTE RATINGS OF MIDDLE SCHOOLS WITH STUDENTS LIKE OURS*

EXCELLENT	GOOD	AVERAGE	BELOW AVERAGE	AT-RISK
1	9	50	1	0

* Ratings are calculated with data available by 03/09/2011. Schools with Students Like Ours are Middle Schools with Poverty Indices of no more than 5% above or below the index for this school.




PASS PERFORMANCE

Our School Middle Schools with Students Like Ours Middle schools statewide



NAEP PERFORMANCE*

* Performance reported for SC and nation, data not available at school level. Percentages at NAEP Achievement Levels.



END OF COURSE TESTS - 2010

% of students scoring 70 or above on:	Our Middle School	Middle Schools with Students Like Ours
Algebra 1/Math for the Technologies 2	95.3	97.2
English 1	100.0	98.5
Physical Science	N/A	74.4
US History and the Constitution	N/A	N/A
All Subjects	97.6	97.4

SC PERFORMANCE GOAL

2010 Goal:
 By 2010, SC's student achievement will be ranked in the top half of the states nationally. To achieve this goal, we must become one of the fastest improving systems in the country.

2020 Vision:
 By 2020 all students will graduate with the knowledge and skills necessary to compete successfully in the global economy, participate in a democratic society and contribute positively as members of families and communities.

Abbreviations Key

N/A Not Applicable N/AV Not Available N/C Not Collected N/R Not Reported I/S Insufficient Sample TBD To be determined
 NI Newly Identified CSI Continuing School Improvement CA Corrective Action RP Plan to Restructure R Restructure DELAY School Improvement Status HOLD School Improvement Status

HILLCREST MIDDLE [Sumter 2]

SCHOOL PROFILE

	Our School	Change from Last Year	Middle Schools with Students Like Ours	Median Middle School
Students (n=396)				
Students enrolled in high school credit courses (grades 7 & 8)	53.7%	Up from 50.2%	24.3%	24.2%
Retention rate	0.5%	Down from 1.3%	0.7%	0.7%
Attendance rate	96.9%	Up from 96.2%	95.6%	95.9%
Eligible for gifted and talented	26.9%	Up from 22.6%	18.1%	16.4%
With disabilities other than speech	16.9%	Up from 15.1%	13.5%	12.0%
Older than usual for grade	2.0%	Up from 1.6%	2.2%	2.2%
Out-of-school suspensions or expulsions for violent and/or criminal offenses	0.0%	No Change	0.7%	0.5%
Annual dropout rate	0.0%	No Change	0.0%	0.0%
Teachers (n=25)				
Teachers with advanced degrees	48.0%	Down from 60.9%	59.6%	58.5%
Continuing contract teachers	68.0%	Up from 52.2%	81.8%	80.0%
Teachers with emergency or provisional certificates	15.0%	Down from 15.8%	2.6%	4.0%
Teachers returning from previous year	69.4%	Down from 75.4%	86.2%	84.6%
Teacher attendance rate	96.5%	Up from 96.1%	95.3%	95.4%
Average teacher salary*	\$42,475	Up 1.3%	\$46,553	\$46,561
Classes not taught by highly qualified teachers	19.6%	Down from 24.3%	0.0%	1.3%
Professional development days/teacher	11.0 days	Down from 15.7 days	10.1 days	10.2 days
School				
Principal's years at school	6.0	Up from 5.0	4.0	4.0
Student-teacher ratio in core subjects	23.4 to 1	Up from 20.7 to 1	21.1 to 1	21.1 to 1
Prime instructional time	92.8%	Up from 91.3%	90.2%	90.4%
Opportunities in the arts	Poor	No Change	Good	Good
SACS accreditation	Yes	No Change	Yes	Yes
Parents attending conferences	98.8%	Down from 100.0%	98.0%	98.1%
Character development program	Excellent	Up from Good	Good	Good
Dollars spent per pupil**	\$7,787	Up 16.3%	\$7,740	\$7,802
Percent of expenditures for instruction**	54.8%	Down from 55.2%	64.2%	63.8%
Percent of expenditures for teacher salaries**	51.8%	Up from 40.8%	60.9%	60.0%
% of AYP objectives met	100.0%	No Change	92.6%	92.3%

* Length of contract = 185+ days.

** Prior year audited financial data available.

EVALUATION RESULTS

	Teachers	Students*	Parents*
Number of surveys returned	23	91	41
Percent satisfied with learning environment	95.7%	62.2%	78.0%
Percent satisfied with social and physical environment	95.7%	67.4%	85.0%
Percent satisfied with school-home relations	87.0%	75.8%	62.5%

*Only students at the highest middle school grade level at this school and their parents were included.

REPORT OF PRINCIPAL AND SCHOOL IMPROVEMENT COUNCIL

This has been an exceptional year at Hillcrest Middle School, a school with a safe, structured, and nurturing environment that encourages excellence. Hillcrest offers a challenging, relevant, standards-driven curriculum supported by a highly effective faculty and staff. Our mission statement drives all that we do: "Believing, Achieving and Succeeding through Academics, Citizenship and Service." Our focus is to teach the whole student.

Student achievement was addressed through designing and implementing four new courses focused on improving reading, math, science, and social studies skills. Math Topics and Contemporary Literature offered students opportunities to improve their skills through a plethora of novels for reading and hands-on math activities, allowing student application of concepts to real-world problems. Science Research offered students opportunities to research areas of interest and apply all areas of the curriculum to their learning. Activities included working with robotics through the Lego League and conducting a variety of scientific investigations. Political Science allowed involvement in government as well as an introduction to economics. The Youth Leadership Initiative provided an introduction to current political processes. The Office of Economic Education introduced economics and the study of how money works, with students participating in the Stock Market Game.

Maintaining and increasing teacher quality was addressed by providing professional development and training based on research-supported standards. Courses offered included Assessment in the Classroom, book studies, workshop participation, and summer institutes to keep abreast of the current trends.

School climate was improved through continuing our student service-learning projects, with students actively participating within the school and community. Involvement included Math-A-Thon, recycling, Relay for Life, Pennies for Patients, canned food drives, and helping with our local senior citizen center.

Honors for our school community include six SC Junior Scholars, three student awards at the Region II Science and Engineering Fair, and many other academic, athletic, and related arts awards. We were awarded another E2T2 grant, which helps advance students' education through the use of technology. Part of the grant supplied the teachers with Smart Board technology and a Students Laptop Lab.

We are very proud of all the accomplishments of our students. Our belief is that education is a team effort, with teachers, parents, and students working together to make our school a great place to learn and grow.

Robert Barth, Principal
Dr. Candy Richburg, School Improvement Council Chairman

Comprehensive detail, including definitions of ratings, performance criteria, and explanations of status, is available on www.ed.sc.gov and www.eoc.sc.gov as well as school and school district websites.

Printed versions are available from school districts upon request.

Abbreviations Key

N/A Not Applicable N/AV Not Available N/C Not Collected N/R Not Reported I/S Insufficient Sample TBD To be determined

NI Newly Identified CSI Continuing School Improvement CA Corrective Action RP Plan to Restructure R Restructure DELAY School Improvement Status HOLD School Improvement Status