



SC Annual School Report Card Summary

ELLOREE ELEMENTARY
Orangeburg 3
Grades: PK-8 Enrollment: 439
Principal: Mamie B. DuPree
Superintendent: Dr. Cynthia Cash-Greene
Board Chair: Robert Williams

PERFORMANCE

Comprehensive detail, including definitions of ratings, performance criteria, and explanations of status, is available on www.ed.sc.gov and www.eoc.sc.gov as well as school and school district websites. Printed versions are available from school districts upon request.

YEAR	ABSOLUTE RATING	GROWTH RATING	PALMETTO GOLD AND SILVER AWARD		AYP STATUS	NCLB IMPROVEMENT STATUS
			General Performance	Closing the Gap		
2010	At-Risk	Below Average	TBD	TBD	Not Met	R
2009	At-Risk	At-Risk	N/A	N/A	Not Met	RP
2008	At-Risk	At-Risk	N/A	N/A	Not Met	CA

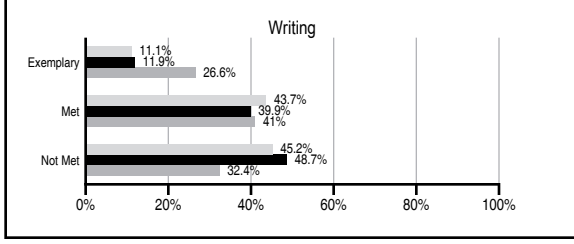
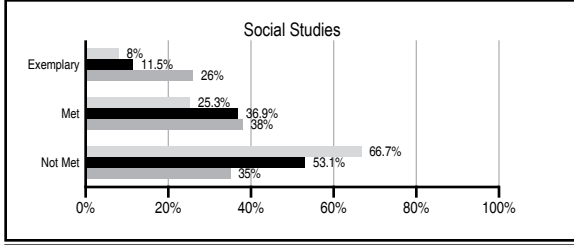
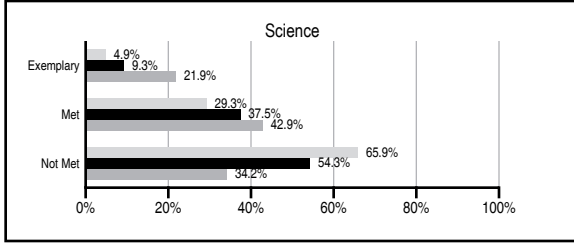
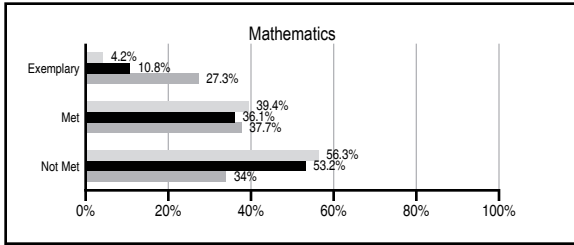
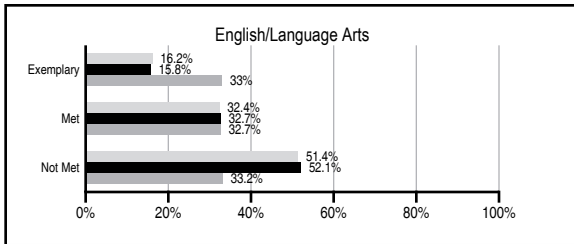
ABSOLUTE RATINGS OF MIDDLE SCHOOLS WITH STUDENTS LIKE OURS*

EXCELLENT	GOOD	AVERAGE	BELOW AVERAGE	AT-RISK
0	0	6	23	21

* Ratings are calculated with data available by 03/09/2011. Schools with Students Like Ours are Middle Schools with Poverty Indices of no more than 5% above or below the index for this school.




PASS PERFORMANCE

Our School
 Middle Schools with Students Like Ours
 Middle schools statewide



NAEP PERFORMANCE*

* Performance reported for SC and nation, data not available at school level. Percentages at NAEP Achievement Levels.



END OF COURSE TESTS - 2010

% of students scoring 70 or above on:	Our Middle School	Middle Schools with Students Like Ours
Algebra 1/Math for the Technologies 2	56.3	88.3
English 1	81.3	90.0
Physical Science	N/A	42.1
US History and the Constitution	N/A	N/A
All Subjects	68.8	87.9

SC PERFORMANCE GOAL

2010 Goal:
 By 2010, SC's student achievement will be ranked in the top half of the states nationally. To achieve this goal, we must become one of the fastest improving systems in the country.

2020 Vision:
 By 2020 all students will graduate with the knowledge and skills necessary to compete successfully in the global economy, participate in a democratic society and contribute positively as members of families and communities.

Abbreviations Key

N/A Not Applicable N/AV Not Available N/C Not Collected N/R Not Reported I/S Insufficient Sample TBD To be determined
 NI Newly Identified CSI Continuing School Improvement CA Corrective Action RP Plan to Restructure R Restructure DELAY School Improvement Status HOLD School Improvement Status

ELLOREE ELEMENTARY [Orangeburg 3]

SCHOOL PROFILE

	Our School	Change from Last Year	Middle Schools with Students Like Ours	Median Middle School
Students (n=439)				
Students enrolled in high school credit courses (grades 7 & 8)	18.0%	Up from 16.3%	13.9%	24.2%
Retention rate	1.2%	Up from 0.9%	1.1%	0.7%
Attendance rate	94.7%	Down from 95.2%	95.4%	95.9%
Eligible for gifted and talented	1.9%	Up from 1.3%	5.1%	16.4%
With disabilities other than speech	13.1%	Up from 9.3%	14.8%	12.0%
Older than usual for grade	1.6%	Down from 2.0%	4.8%	2.2%
Out-of-school suspensions or expulsions for violent and/or criminal offenses	0.0%	Down from 0.2%	0.4%	0.5%
Annual dropout rate	0.0%	No Change	0.0%	0.0%
Teachers (n=37)				
Teachers with advanced degrees	73.0%	Up from 65.9%	55.7%	58.5%
Continuing contract teachers	89.2%	Up from 70.7%	66.0%	80.0%
Teachers with emergency or provisional certificates	2.8%	Up from 2.6%	11.3%	4.0%
Teachers returning from previous year	93.5%	Up from 91.5%	76.9%	84.6%
Teacher attendance rate	91.2%	Down from 92.7%	95.5%	95.4%
Average teacher salary*	\$48,485	Down 1.6%	\$44,664	\$46,561
Classes not taught by highly qualified teachers	6.8%	Down from 7.8%	6.9%	1.3%
Professional development days/teacher	12.9 days	Up from 11.0 days	10.3 days	10.2 days
School				
Principal's years at school	2.5	Up from 1.5	2.8	4.0
Student-teacher ratio in core subjects	13.4 to 1	Down from 14.8 to 1	16.3 to 1	21.1 to 1
Prime instructional time	84.9%	Down from 87.3%	89.6%	90.4%
Opportunities in the arts	Good	No Change	Good	Good
SACS accreditation	Yes	No Change	Yes	Yes
Parents attending conferences	100.0%	Up from 64.8%	97.1%	98.1%
Character development program	Excellent	No Change	Excellent	Good
Dollars spent per pupil**	\$9,952	Down 5.4%	\$10,588	\$7,802
Percent of expenditures for instruction**	65.4%	Down from 66.8%	60.2%	63.8%
Percent of expenditures for teacher salaries**	60.3%	Up from 56.8%	55.5%	60.0%
% of AYP objectives met	88.2%	No Change	85.7%	92.3%

* Length of contract = 185+ days.

** Prior year audited financial data available.

EVALUATION RESULTS

	Teachers	Students*	Parents*
Number of surveys returned	44	36	27
Percent satisfied with learning environment	72.7%	77.8%	77.8%
Percent satisfied with social and physical environment	77.3%	69.4%	84.6%
Percent satisfied with school-home relations	50.0%	80.0%	74.1%

*Only students at the highest middle school grade level at this school and their parents were included.

REPORT OF PRINCIPAL AND SCHOOL IMPROVEMENT COUNCIL

Elloree Elementary/Middle School serves students of child development age through 8th grade. Ninety-five percent (95%) of our students receive free or reduced meals. The 2009-2010 goals that were implemented are those reflected in our most recent School Renewal Plan. During the school year, teachers participated in meaningful and ongoing professional development, district-sponsored courses, workshops, and other state or local training opportunities. All professional development activities are geared toward instructional improvement and enhancement.

We continued the use of innovative materials and resources to support increased student achievement on the subtests of PASS in ELA, math, science, and social studies. We also enhanced instruction by utilizing the district-wide literacy program, SIPPS (Systematic Instruction in Phoneme Awareness Phonics and Sight Words Program). This literacy initiative aims to ensure that every student becomes a fluent and proficient reader. Measures of Academic Progress (MAP) and benchmark testing were used to study strengths and weaknesses of students in grades 3-8 and to inform instruction.

In order for learning to be sustained during the summer months of 2010, Elloree Elementary/Middle participated in the district-wide initiative of the Summer Reading and Math Program. All students in grades 5K-8th received a backpack containing books with accompanying skill sheets. A Math Problem of the Day Calendar for the months of June and July were also placed in the backpacks. These calendars provided a math problem based on a grade-level state math standard. Teachers provided incentives when school reopened for all students who successfully completed activities.

Through the collaborative efforts between school, home, and community, we will continue to create a positive, nurturing learning environment that fosters high expectations for all of our students. Our school's motto, "Excellence without Excuse" means we strive for a high level of academic success for all of our students.

Mamie B. DuPree, Ed.D, Principal
Edie Shelton, SIC Chairperson

Comprehensive detail, including definitions of ratings, performance criteria, and explanations of status, is available on www.ed.sc.gov and www.eoc.sc.gov as well as school and school district websites.

Printed versions are available from school districts upon request.

Abbreviations Key

N/A Not Applicable N/AV Not Available N/C Not Collected N/R Not Reported I/S Insufficient Sample TBD To be determined

NI Newly Identified CSI Continuing School Improvement CA Corrective Action RP Plan to Restructure R Restructure DELAY School Improvement Status HOLD School Improvement Status