



SC Annual School Report Card Summary

DUTCH FORK MIDDLE
Lexington/Richland 5
Grades: 7-8 Enrollment: 1,050
Principal: Roderic F. Taylor
Superintendent: Dr. Herbert Berg
Board Chair: Robert Gantt

PERFORMANCE

Comprehensive detail, including definitions of ratings, performance criteria, and explanations of status, is available on www.ed.sc.gov and www.eoc.sc.gov as well as school and school district websites. Printed versions are available from school districts upon request.

YEAR	ABSOLUTE RATING	GROWTH RATING	PALMETTO GOLD AND SILVER AWARD		AYP STATUS	NCLB IMPROVEMENT STATUS
			General Performance	Closing the Gap		
2010	Excellent	Excellent	TBD	TBD	Not Met	N/A
2009	Excellent	Average	Gold	N/A	Not Met	N/A
2008	Good	At-Risk	N/A	N/A	Not Met	N/A

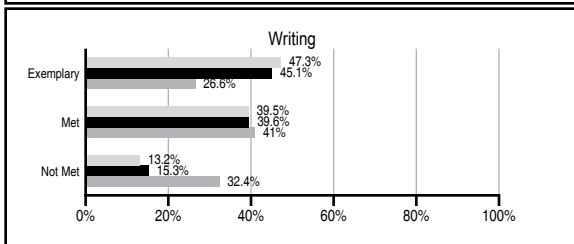
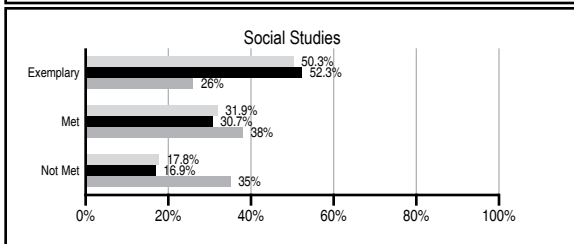
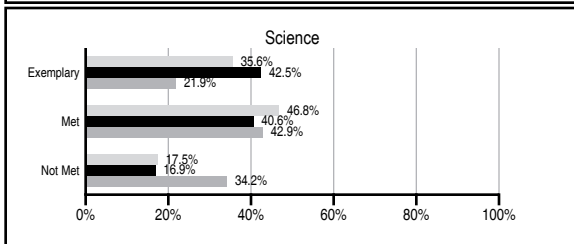
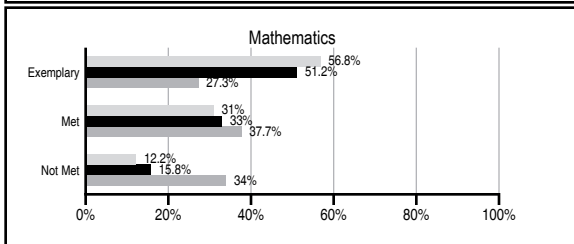
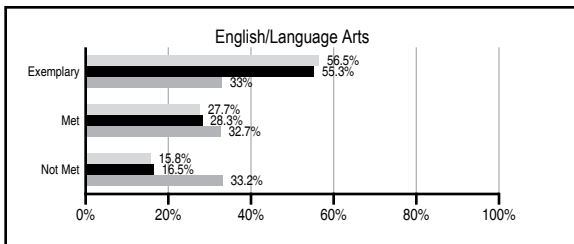
ABSOLUTE RATINGS OF MIDDLE SCHOOLS WITH STUDENTS LIKE OURS*

EXCELLENT	GOOD	AVERAGE	BELOW AVERAGE	AT-RISK
6	1	0	0	0

* Ratings are calculated with data available by 03/09/2011. Schools with Students Like Ours are Middle Schools with Poverty Indices of no more than 5% above or below the index for this school.




PASS PERFORMANCE

Our School
 Middle Schools with Students Like Ours
 Middle schools statewide



NAEP PERFORMANCE*

* Performance reported for SC and nation, data not available at school level. Percentages at NAEP Achievement Levels.



END OF COURSE TESTS - 2010

% of students scoring 70 or above on:	Our Middle School	Middle Schools with Students Like Ours
Algebra 1/Math for the Technologies 2	99.7	99.8
English 1	100.0	99.0
Physical Science	N/A	N/A
US History and the Constitution	N/A	N/A
All Subjects	99.8	99.5

SC PERFORMANCE GOAL

2010 Goal:
 By 2010, SC's student achievement will be ranked in the top half of the states nationally. To achieve this goal, we must become one of the fastest improving systems in the country.

2020 Vision:
 By 2020 all students will graduate with the knowledge and skills necessary to compete successfully in the global economy, participate in a democratic society and contribute positively as members of families and communities.

Abbreviations Key

N/A Not Applicable N/AV Not Available N/C Not Collected N/R Not Reported I/S Insufficient Sample TBD To be determined
 NI Newly Identified CSI Continuing School Improvement CA Corrective Action RP Plan to Restructure R Restructure DELAY School Improvement Status HOLD School Improvement Status

DUTCH FORK MIDDLE [Lexington/Richland 5]

SCHOOL PROFILE

	Our School	Change from Last Year	Middle Schools with Students Like Ours	Median Middle School
Students (n=1,050)				
Students enrolled in high school credit courses (grades 7 & 8)	75.0%	Down from 82.1%	26.4%	24.2%
Retention rate	0.3%	Down from 0.5%	0.5%	0.7%
Attendance rate	97.1%	Up from 96.7%	96.1%	95.9%
Eligible for gifted and talented	48.3%	Up from 38.4%	39.8%	16.4%
With disabilities other than speech	6.4%	Down from 7.3%	7.9%	12.0%
Older than usual for grade	1.0%	Up from 0.9%	1.0%	2.2%
Out-of-school suspensions or expulsions for violent and/or criminal offenses	0.5%	Down from 0.6%	1.1%	0.5%
Annual dropout rate	0.0%	No Change	0.0%	0.0%
Teachers (n=67)				
Teachers with advanced degrees	64.2%	Up from 60.3%	55.6%	58.5%
Continuing contract teachers	83.6%	Up from 74.0%	85.2%	80.0%
Teachers with emergency or provisional certificates	5.0%	Down from 6.3%	1.4%	4.0%
Teachers returning from previous year	85.0%	Up from 81.6%	85.5%	84.6%
Teacher attendance rate	93.1%	Down from 94.4%	95.4%	95.4%
Average teacher salary*	\$50,255	Down 0.7%	\$47,652	\$46,561
Classes not taught by highly qualified teachers	2.8%	Down from 8.8%	0.8%	1.3%
Professional development days/teacher	6.9 days	Down from 11.7 days	10.2 days	10.2 days
School				
Principal's years at school	5.0	Up from 4.0	5.0	4.0
Student-teacher ratio in core subjects	21.1 to 1	Up from 19.4 to 1	22.8 to 1	21.1 to 1
Prime instructional time	89.1%	Down from 90.0%	90.5%	90.4%
Opportunities in the arts	Excellent	No Change	Good	Good
SACS accreditation	Yes	No Change	Yes	Yes
Parents attending conferences	98.1%	Up from 97.2%	99.8%	98.1%
Character development program	Good	Down from Excellent	Good	Good
Dollars spent per pupil**	\$7,934	Up 0.2%	\$7,172	\$7,802
Percent of expenditures for instruction**	62.4%	Up from 61.8%	66.4%	63.8%
Percent of expenditures for teacher salaries**	61.2%	Up from 60.4%	64.6%	60.0%
% of AYP objectives met	90.5%	No Change	95.2%	92.3%

* Length of contract = 185+ days.

** Prior year audited financial data available.

EVALUATION RESULTS

	Teachers	Students*	Parents*
Number of surveys returned	72	468	81
Percent satisfied with learning environment	90.3%	81.5%	88.9%
Percent satisfied with social and physical environment	93.1%	82.8%	93.8%
Percent satisfied with school-home relations	87.5%	87.5%	83.8%

*Only students at the highest middle school grade level at this school and their parents were included.

Comprehensive detail, including definitions of ratings, performance criteria, and explanations of status, is available on www.ed.sc.gov and www.eoc.sc.gov as well as school and school district websites.

Printed versions are available from school districts upon request.

REPORT OF PRINCIPAL AND SCHOOL IMPROVEMENT COUNCIL

The mission of Dutch Fork Middle School, in partnership with our community, is to ensure that our students succeed through a rigorous academic program in a nurturing environment. We are "shaping the future... making connections" for all students. We continue to stress rigor, relevance, and relationships in our instructional program.

DFMS and District Five received accreditation through AdvancED. DFMS was also awarded the Palmetto Gold award for our scores on the Palmetto Assessment of State Standards (PASS). English 1 was offered for the first time to eighth-grade students and 100 percent of the students passed the end-of-course test.

For the second consecutive year, an eighth-grade student was the District Five winner of the South Carolina Department of Education Essay Contest. One of our eighth-grade Honors Art students won a \$1,000 art contest and a trip to New York City to attend a gallery event showcasing their art at the Society of Illustrators and Museum of American Illustration. An eighth-grade student had several of her pieces published in the book *So You Think You Can Write*.

The Footprints staff received an All State rating from the South Carolina Scholastic Press Association. The Student Council of Dutch Fork Middle School was awarded Bronze Status in the 2010 Gavel Award for the first time and Gold Honor Council status for the third consecutive year at the South Carolina Association of Student Councils State Convention.

The boys' basketball team completed their championship season undefeated. An eighth-grade student was named All-Region 4A and All-State golf teams for the second consecutive year.

We successfully implemented our Target 25 reading initiative, which requires every student to read 25 books. We also held our second annual Laps for Literacy 5K race to raise funds to support our literacy program.

Gaining National Board Certification were seventh-grade language arts teacher Erin Doty; seventh-grade math teacher Gloria Lee; eighth-grade language arts teacher, Jo Howe; and media specialist Sheri Carpenter. Celestine Pough, eighth-grade science teacher, was named Teacher of the Year; and Terri Arndt, receptionist, was elected Support Employee of the Year. Assistant Principal for Instruction, Dr. Michael Lofton, was named Principal of Chapin Middle School.

Parents volunteered and served on the DFMS School Improvement Council and PTO board, providing leadership as school, parents, and community members worked to actualize our school's mission.

During the 2009-2010 school year, students, faculty, and staff continued to showcase the academic, athletic, and overall excellence of Dutch Fork Middle.

Roderic F. Taylor, Principal
Lynn Fralick, SIC Chair

Abbreviations Key

N/A Not Applicable N/AV Not Available N/C Not Collected N/R Not Reported I/S Insufficient Sample TBD To be determined

NI Newly Identified CSI Continuing School Improvement CA Corrective Action RP Plan to Restructure R Restructure DELAY School Improvement Status HOLD School Improvement Status