



SC Annual School Report Card Summary

CHAPIN MIDDLE
Lexington/Richland 5
Grades: 6-8 Enrollment: 993
Principal: Dr. Michael E. Lofton
Superintendent: Dr. Herbert Berg
Board Chair: Robert Gantt

PERFORMANCE

Comprehensive detail, including definitions of ratings, performance criteria, and explanations of status, is available on www.ed.sc.gov and www.eoc.sc.gov as well as school and school district websites. Printed versions are available from school districts upon request.

YEAR	ABSOLUTE RATING	GROWTH RATING	PALMETTO GOLD AND SILVER AWARD		AYP STATUS	NCLB IMPROVEMENT STATUS
			General Performance	Closing the Gap		
2010	Excellent	Excellent	TBD	TBD	Met	N/A
2009	Excellent	Good	Gold	Silver	Met	N/A
2008	Good	Below Average	N/A	N/A	Not Met	N/A

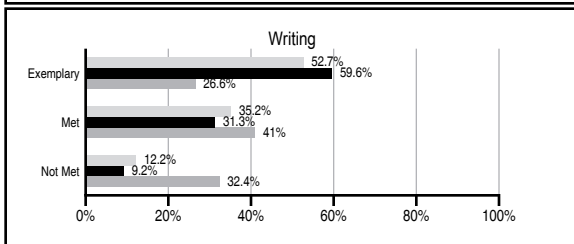
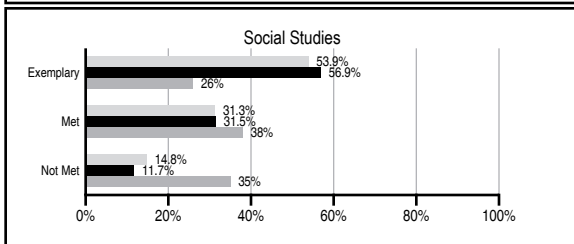
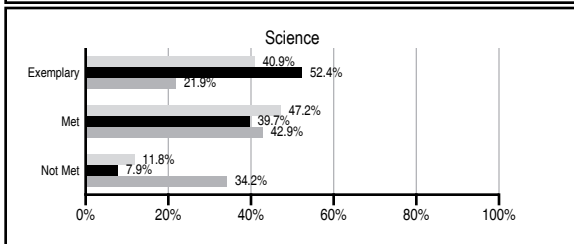
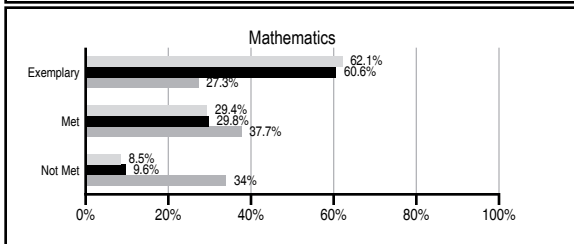
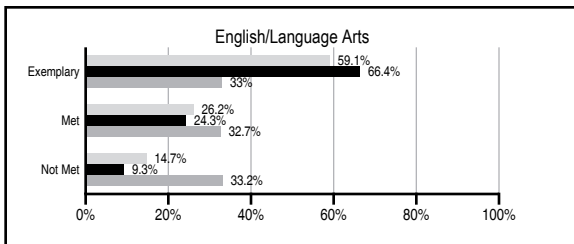
ABSOLUTE RATINGS OF MIDDLE SCHOOLS WITH STUDENTS LIKE OURS*

EXCELLENT	GOOD	AVERAGE	BELOW AVERAGE	AT-RISK
11	0	0	0	0

* Ratings are calculated with data available by 03/09/2011. Schools with Students Like Ours are Middle Schools with Poverty Indices of no more than 5% above or below the index for this school.




PASS PERFORMANCE

Our School
 Middle Schools with Students Like Ours
 Middle schools statewide



NAEP PERFORMANCE*

* Performance reported for SC and nation, data not available at school level. Percentages at NAEP Achievement Levels.



END OF COURSE TESTS - 2010

% of students scoring 70 or above on:	Our Middle School	Middle Schools with Students Like Ours
Algebra 1/Math for the Technologies 2	100.0	99.4
English 1	N/A	99.8
Physical Science	N/A	N/A
US History and the Constitution	N/A	N/A
All Subjects	100.0	99.4

SC PERFORMANCE GOAL

2010 Goal:
 By 2010, SC's student achievement will be ranked in the top half of the states nationally. To achieve this goal, we must become one of the fastest improving systems in the country.

2020 Vision:
 By 2020 all students will graduate with the knowledge and skills necessary to compete successfully in the global economy, participate in a democratic society and contribute positively as members of families and communities.

Abbreviations Key

N/A Not Applicable N/AV Not Available N/C Not Collected N/R Not Reported I/S Insufficient Sample TBD To be determined
 NI Newly Identified CSI Continuing School Improvement CA Corrective Action RP Plan to Restructure R Restructure DELAY School Improvement Status HOLD School Improvement Status

CHAPIN MIDDLE [Lexington/Richland 5]

SCHOOL PROFILE

	Our School	Change from Last Year	Middle Schools with Students Like Ours	Median Middle School
Students (n=993)				
Students enrolled in high school credit courses (grades 7 & 8)	66.3%	Down from 77.5%	39.4%	24.2%
Retention rate	0.1%	No Change	0.1%	0.7%
Attendance rate	96.6%	No Change	96.7%	95.9%
Eligible for gifted and talented	49.3%	Up from 41.1%	39.8%	16.4%
With disabilities other than speech	8.9%	Down from 9.2%	5.5%	12.0%
Older than usual for grade	0.2%	Up from 0.1%	0.5%	2.2%
Out-of-school suspensions or expulsions for violent and/or criminal offenses	0.0%	No Change	0.3%	0.5%
Annual dropout rate	0.0%	No Change	0.0%	0.0%
Teachers (n=69)				
Teachers with advanced degrees	72.5%	Up from 62.5%	59.0%	58.5%
Continuing contract teachers	89.9%	Up from 79.2%	84.1%	80.0%
Teachers with emergency or provisional certificates	3.2%	No Change	2.1%	4.0%
Teachers returning from previous year	88.5%	Up from 86.9%	90.5%	84.6%
Teacher attendance rate	94.0%	Down from 95.4%	94.1%	95.4%
Average teacher salary*	\$51,214	Up 2.2%	\$49,198	\$46,561
Classes not taught by highly qualified teachers	0.4%	Down from 1.0%	0.4%	1.3%
Professional development days/teacher	11.0 days	Down from 11.4 days	8.3 days	10.2 days
School				
Principal's years at school	7.0	Up from 6.0	4.0	4.0
Student-teacher ratio in core subjects	20.0 to 1	Up from 19.2 to 1	22.1 to 1	21.1 to 1
Prime instructional time	89.8%	Down from 91.0%	90.4%	90.4%
Opportunities in the arts	Excellent	No Change	Excellent	Good
SACS accreditation	Yes	No Change	Yes	Yes
Parents attending conferences	99.6%	Down from 100.0%	99.6%	98.1%
Character development program	Excellent	No Change	Excellent	Good
Dollars spent per pupil**	\$8,125	Up 13.8%	\$6,925	\$7,802
Percent of expenditures for instruction**	62.8%	Down from 62.9%	66.4%	63.8%
Percent of expenditures for teacher salaries**	61.0%	Up from 60.9%	65.2%	60.0%
% of AYP objectives met	100.0%	No Change	100.0%	92.3%

* Length of contract = 185+ days.

** Prior year audited financial data available.

EVALUATION RESULTS

	Teachers	Students*	Parents*
Number of surveys returned	61	332	189
Percent satisfied with learning environment	98.4%	78.0%	93.0%
Percent satisfied with social and physical environment	100.0%	79.2%	91.0%
Percent satisfied with school-home relations	100.0%	82.7%	88.8%

*Only students at the highest middle school grade level at this school and their parents were included.

REPORT OF PRINCIPAL AND SCHOOL IMPROVEMENT COUNCIL

Chapin Middle School (CMS) students have soared to great heights with the incredible accomplishments they have achieved in 2009-2010 school year. Our students continue to top the district with their standardized test scores. In the Math League Press Competition, our students placed first in the region and had the first place winner in the state in all three grades. Our Math Counts team took third place in the state competition. CMS had 72 Junior Scholars, 19 Duke TIP Scholars, and to top that off, superior ratings for the band, chorus, and orchestra.

In addition to impressing us in the area of academics, our students continue to amaze us with their character. Each year the CMS Eagles raise money for people in need. Whether collecting money for Home for the Holidays, Relay for Life, Jump Rope for Heart, Heart for Haiti, Save Our Seabirds or collecting items for the neighboring HUB, our students worked for charities with spirit and enthusiasm. Such acts of character are a great source of pride for all of us at CMS.

Educating children requires a strong team of supportive adults. The Chapin Middle School faculty and staff are phenomenal. With Deannie DuRant as the Teacher of the Year for CMS, we are able to watch students experience success despite the odds of their environment or personal situations. Tina Carwell, a member of our support staff, works hard to support our teachers and deserves her honor as Support Employee of the Year. The CMS Volunteer of the Year was Rhonda Holloman. Mr. Ron Saxton represented CMS and also served as District Five Middle School Mentor of the Year. He has gone above and beyond in his work here at CMS. Finally, the CMS Business Partner of the Year was Crooked Creek Park. All of these winners and our wonderful SIC and PTO groups are representative of a supportive and helpful community. Our students, our staff and parents, and our Chapin community stand behind our school, and we are sincerely thankful for this support.

Our motto this year was "Reach for the Stars." As we continue to work towards focusing on each child and sustaining our reputation of excellence at Chapin Middle School, we intend to take the extra steps it takes to see that each child at CMS is engaged and successful. As we count our successes, let us count them one star (one child) at a time.

Jane T. Crawford, Principal
Lisa Corning, SIC Chairperson

Comprehensive detail, including definitions of ratings, performance criteria, and explanations of status, is available on www.ed.sc.gov and www.eoc.sc.gov as well as school and school district websites.

Printed versions are available from school districts upon request.

Abbreviations Key

N/A Not Applicable N/AV Not Available N/C Not Collected N/R Not Reported I/S Insufficient Sample TBD To be determined

NI Newly Identified CSI Continuing School Improvement CA Corrective Action RP Plan to Restructure R Restructure DELAY School Improvement Status HOLD School Improvement Status