

SC Annual School Report Card Summary

CROSSROADS MIDDLE
Lexington/Richland 5
Grades: 6 Enrollment: 960
Principal: Jess Hutchinson
Superintendent: Dr. Herbert Berg
Board Chair: Robert Gantt

PERFORMANCE

Comprehensive detail, including definitions of ratings, performance criteria, and explanations of status, is available on www.ed.sc.gov and www.eoc.sc.gov as well as school and school district websites. Printed versions are available from school districts upon request.

YEAR	ABSOLUTE RATING	GROWTH RATING	PALMETTO GOLD AND SILVER AWARD		AYP STATUS	NCLB IMPROVEMENT STATUS
			General Performance	Closing the Gap		
2010	Excellent	Excellent	TBD	TBD	Not Met	N/A
2009	Excellent	Excellent	Gold	Silver	Met	N/A
2008	Good	Good	Silver	Silver	Not Met	N/A

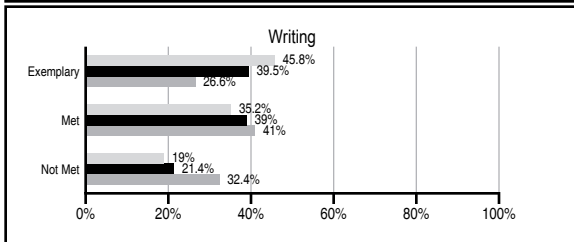
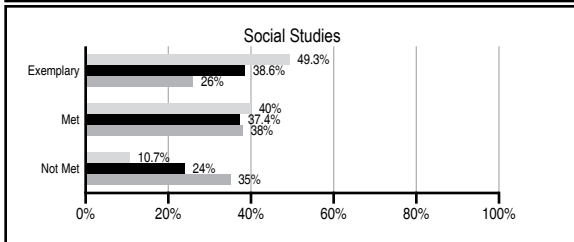
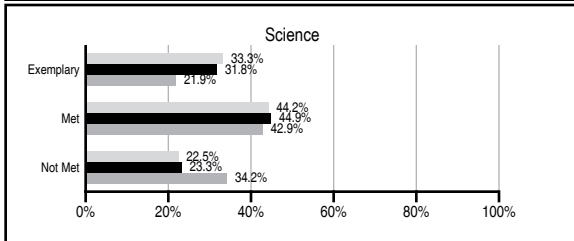
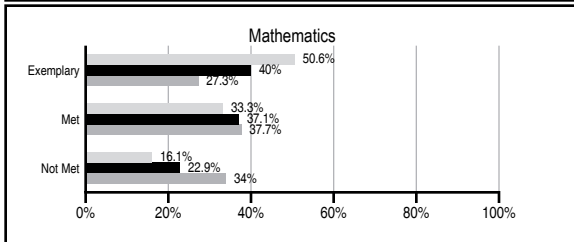
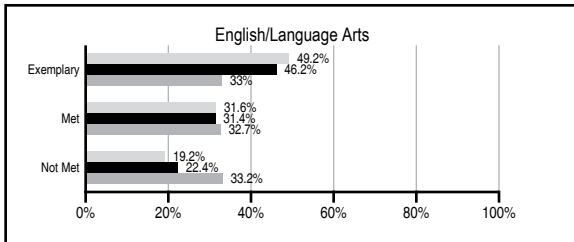
ABSOLUTE RATINGS OF MIDDLE SCHOOLS WITH STUDENTS LIKE OURS*

EXCELLENT	GOOD	AVERAGE	BELOW AVERAGE	AT-RISK
7	15	4	1	0

* Ratings are calculated with data available by 03/09/2011. Schools with Students Like Ours are Middle Schools with Poverty Indices of no more than 5% above or below the index for this school.




PASS PERFORMANCE

Our School
 Middle Schools with Students Like Ours
 Middle schools statewide



NAEP PERFORMANCE*

* Performance reported for SC and nation, data not available at school level. Percentages at NAEP Achievement Levels.



END OF COURSE TESTS - 2010

% of students scoring 70 or above on:	Our Middle School	Middle Schools with Students Like Ours
Algebra 1/Math for the Technologies 2	N/A	98.4
English 1	N/A	93.4
Physical Science	N/A	73.8
US History and the Constitution	N/A	100.0
All Subjects	N/A	97.7

SC PERFORMANCE GOAL

2010 Goal:
 By 2010, SC's student achievement will be ranked in the top half of the states nationally. To achieve this goal, we must become one of the fastest improving systems in the country.

2020 Vision:
 By 2020 all students will graduate with the knowledge and skills necessary to compete successfully in the global economy, participate in a democratic society and contribute positively as members of families and communities.

Abbreviations Key

N/A Not Applicable N/AV Not Available N/C Not Collected N/R Not Reported I/S Insufficient Sample TBD To be determined
 NI Newly Identified CSI Continuing School Improvement CA Corrective Action RP Plan to Restructure R Restructure DELAY School Improvement Status HOLD School Improvement Status

CROSSROADS MIDDLE [Lexington/Richland 5]

SCHOOL PROFILE

	Our School	Change from Last Year	Middle Schools with Students Like Ours	Median Middle School
Students (n=960)				
Students enrolled in high school credit courses (grades 7 & 8)	N/R	N/R	40.1%	24.2%
Retention rate	0.8%	Down from 1.5%	0.6%	0.7%
Attendance rate	96.6%	Down from 96.7%	96.6%	95.9%
Eligible for gifted and talented	28.1%	Down from 32.4%	24.5%	16.4%
With disabilities other than speech	9.0%	Up from 7.9%	9.8%	12.0%
Older than usual for grade	0.0%	Down from 0.5%	1.0%	2.2%
Out-of-school suspensions or expulsions for violent and/or criminal offenses	0.1%	No Change	0.5%	0.5%
Annual dropout rate	N/A	N/A	0.0%	0.0%
Teachers (n=65)				
Teachers with advanced degrees	72.3%	Up from 70.4%	58.5%	58.5%
Continuing contract teachers	98.5%	Up from 94.4%	83.0%	80.0%
Teachers with emergency or provisional certificates	0.0%	No Change	2.6%	4.0%
Teachers returning from previous year	88.2%	Down from 89.6%	87.0%	84.6%
Teacher attendance rate	94.8%	Up from 91.1%	95.8%	95.4%
Average teacher salary*	\$54,692	Down 0.4%	\$48,583	\$46,561
Classes not taught by highly qualified teachers	1.5%	Up from 1.0%	1.3%	1.3%
Professional development days/teacher	13.3 days	Down from 13.6 days	8.6 days	10.2 days
School				
Principal's years at school	1.0	Down from 8.0	4.0	4.0
Student-teacher ratio in core subjects	19.2 to 1	Up from 17.8 to 1	22.3 to 1	21.1 to 1
Prime instructional time	90.7%	Up from 86.6%	92.1%	90.4%
Opportunities in the arts	Good	No Change	Good	Good
SACS accreditation	Yes	No Change	Yes	Yes
Parents attending conferences	100.0%	Up from 99.9%	98.4%	98.1%
Character development program	Excellent	No Change	Good	Good
Dollars spent per pupil**	\$9,210	Up 8.3%	\$7,097	\$7,802
Percent of expenditures for instruction**	62.4%	Down from 63.2%	66.4%	63.8%
Percent of expenditures for teacher salaries**	61.1%	Down from 61.7%	63.7%	60.0%
% of AYP objectives met	90.5%	Down from 100.0%	93.1%	92.3%

* Length of contract = 185+ days.

** Prior year audited financial data available.

EVALUATION RESULTS

	Teachers	Students*	Parents*
Number of surveys returned	72	838	393
Percent satisfied with learning environment	95.8%	83.3%	93.1%
Percent satisfied with social and physical environment	97.2%	82.6%	88.3%
Percent satisfied with school-home relations	91.5%	86.3%	78.4%

*Only students at the highest middle school grade level at this school and their parents were included.

Comprehensive detail, including definitions of ratings, performance criteria, and explanations of status, is available on www.ed.sc.gov and www.eoc.sc.gov as well as school and school district websites.

Printed versions are available from school districts upon request.

REPORT OF PRINCIPAL AND SCHOOL IMPROVEMENT COUNCIL

The mission statement for CrossRoads Middle School describes our school as a place where "children are cherished and challenged" at a true crossroads in their lives. We take our mission statement to heart in everything that we do. It guides all our decisions and we work to be faithful to it in all our actions. CrossRoads considers itself and the community it serves to be a closely-knit family, working together to provide the best educational possibilities for all students. We believe it is important to recognize our diverse population and we work to create a friendly and welcoming atmosphere for everyone.

We are indeed proud of our accomplished students and staff members. In 2009-10, almost 400 students were initiated into the National Junior Beta Club. Weekly school and team newsletters, e-mail, and a frequently updated website kept our parents informed and connected to our school. Parent Portal, a web-based program, allowed parents to view their child's attendance, and grades. One more teacher was designated National Board Certified Teacher, bringing the total number of teachers earning this certification at our school to 24. CrossRoads was a recipient of the Palmetto Gold Award, recognizing our students' excellent performance on the 2009 spring administration of PASS. In addition, CRMS received the Palmetto Silver Closing the Achievement Gap Award. This award recognizes schools that make significant gains in performance levels of targeted student groups.

During the 2009-10 school year, CrossRoads Middle participated in the school renewal process and assisted School District Five of Richland & Lexington Counties in earning AdvancEd District Accreditation. Teachers, students, and parents came together to guide the process and assist in the creation of a revised strategic plan.

Last year, more than 800 students were involved in single gender classes for the four core content areas. This initiative has been very successful for our students. Teachers and parents report that students have been more focused, tried new challenges, and achieved better grades than in previous school years. Students report that they feel more confident in the core content classes. In a comparison of CrossRoads' students to a national sample, MAP results indicate that students in single-gender classes at CrossRoads for the 2009-10 school year performed extraordinarily well, exceeding the performance of their counterparts in mixed-gender classes.

Our exceptionally well-qualified and dedicated teachers worked to provide students with an academic toolbox to prepare them for the secondary experience. Teachers aligned instruction with state standards through curriculum mapping and expanded its use of formative assessment to make informed instructional decisions. To address academic weaknesses, students participated in academic assistance twice weekly during the school day.

CrossRoads takes pride in its enthusiastic commitment to make sixth grade unforgettable for all of our students. We encourage your participation in the activities of our school and appreciate your continued support as we work to provide the best in educational opportunities.

Jess Hutchinson, Principal
Gail Jabber, SIC Chairperson

Abbreviations Key

N/A Not Applicable N/AV Not Available N/C Not Collected N/R Not Reported I/S Insufficient Sample TBD To be determined

NI Newly Identified CSI Continuing School Improvement CA Corrective Action RP Plan to Restructure R Restructure DELAY School Improvement Status HOLD School Improvement Status