



# SC Annual School Report Card Summary

**IRMO MIDDLE**  
**Lexington/Richland 5**  
**Grades: 6-8**      **Enrollment: 896**  
**Principal: Marie Waldrop**  
**Superintendent: Dr. Herbert Berg**  
**Board Chair: Robert Gantt**

## PERFORMANCE

Comprehensive detail, including definitions of ratings, performance criteria, and explanations of status, is available on [www.ed.sc.gov](http://www.ed.sc.gov) and [www.eoc.sc.gov](http://www.eoc.sc.gov) as well as school and school district websites. Printed versions are available from school districts upon request.

YEAR	ABSOLUTE RATING	GROWTH RATING	PALMETTO GOLD AND SILVER AWARD		AYP STATUS	NCLB IMPROVEMENT STATUS
			General Performance	Closing the Gap		
2010	Excellent	Good	TBD	TBD	Met	N/A
2009	Good	Average	N/A	N/A	Met	N/A
2008	Average	At-Risk	N/A	N/A	Not Met	N/A

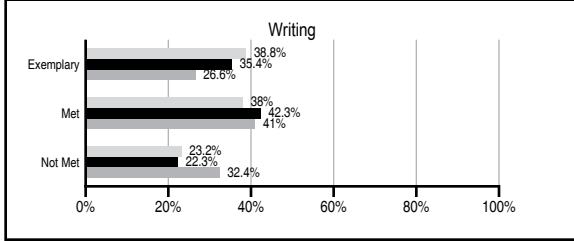
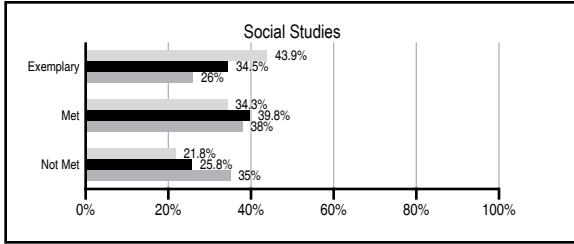
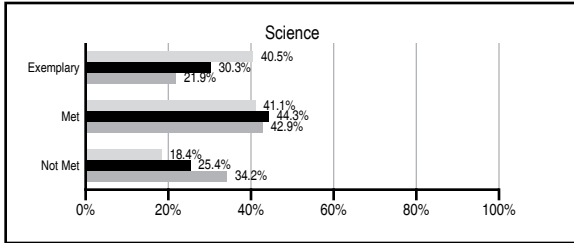
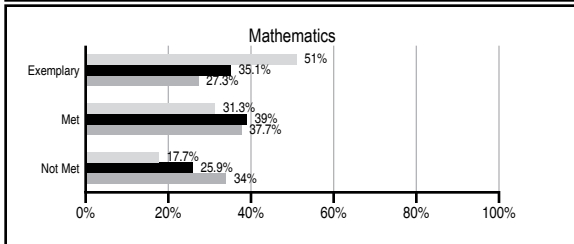
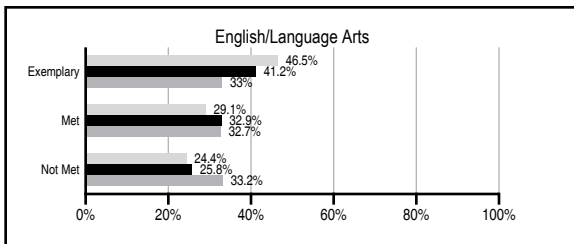
## ABSOLUTE RATINGS OF MIDDLE SCHOOLS WITH STUDENTS LIKE OURS\*

EXCELLENT	GOOD	AVERAGE	BELOW AVERAGE	AT-RISK
6	14	16	0	1

\* Ratings are calculated with data available by 03/09/2011. Schools with Students Like Ours are Middle Schools with Poverty Indices of no more than 5% above or below the index for this school.




## PASS PERFORMANCE

Our School     
  Middle Schools with Students Like Ours     
  Middle schools statewide



## NAEP PERFORMANCE\*

\* Performance reported for SC and nation, data not available at school level. Percentages at NAEP Achievement Levels.



## END OF COURSE TESTS - 2010

% of students scoring 70 or above on:	Our Middle School	Middle Schools with Students Like Ours
Algebra 1/Math for the Technologies 2	100.0	98.6
English 1	N/A	97.0
Physical Science	N/A	27.4
US History and the Constitution	N/A	N/A
All Subjects	100.0	96.8

## SC PERFORMANCE GOAL

**2010 Goal:**  
*By 2010, SC's student achievement will be ranked in the top half of the states nationally. To achieve this goal, we must become one of the fastest improving systems in the country.*

**2020 Vision:**  
*By 2020 all students will graduate with the knowledge and skills necessary to compete successfully in the global economy, participate in a democratic society and contribute positively as members of families and communities.*

### Abbreviations Key

N/A Not Applicable N/AV Not Available N/C Not Collected N/R Not Reported I/S Insufficient Sample TBD To be determined  
 NI Newly Identified CSI Continuing School Improvement CA Corrective Action RP Plan to Restructure R Restructure DELAY School Improvement Status HOLD School Improvement Status

# IRMO MIDDLE [Lexington/Richland 5]

## SCHOOL PROFILE

	Our School	Change from Last Year	Middle Schools with Students Like Ours	Median Middle School
<b>Students (n=896)</b>				
Students enrolled in high school credit courses (grades 7 & 8)	65.6%	Up from 64.6%	26.1%	24.2%
Retention rate	0.8%	Down from 1.2%	0.5%	0.7%
Attendance rate	96.4%	Up from 96.2%	96.1%	95.9%
Eligible for gifted and talented	35.9%	Up from 28.8%	22.6%	16.4%
With disabilities other than speech	14.4%	Up from 13.2%	11.1%	12.0%
Older than usual for grade	1.1%	Down from 1.7%	1.2%	2.2%
Out-of-school suspensions or expulsions for violent and/or criminal offenses	7.4%	Up from 4.6%	0.4%	0.5%
Annual dropout rate	0.0%	No Change	0.0%	0.0%
<b>Teachers (n=74)</b>				
Teachers with advanced degrees	81.1%	Up from 79.7%	60.0%	58.5%
Continuing contract teachers	94.6%	Up from 87.3%	82.4%	80.0%
Teachers with emergency or provisional certificates	6.9%	Down from 9.3%	3.0%	4.0%
Teachers returning from previous year	88.0%	Up from 85.2%	86.9%	84.6%
Teacher attendance rate	95.7%	Up from 94.5%	95.5%	95.4%
Average teacher salary*	\$50,613	Up 1.8%	\$47,050	\$46,561
Classes not taught by highly qualified teachers	2.4%	Down from 3.9%	0.6%	1.3%
Professional development days/teacher	11.3 days	Down from 11.4 days	10.2 days	10.2 days
<b>School</b>				
Principal's years at school	11.0	Up from 10.0	4.0	4.0
Student-teacher ratio in core subjects	22.1 to 1	Up from 18.5 to 1	21.8 to 1	21.1 to 1
Prime instructional time	91.2%	Up from 89.8%	90.9%	90.4%
Opportunities in the arts	Excellent	No Change	Good	Good
SACS accreditation	Yes	No Change	Yes	Yes
Parents attending conferences	100.0%	Up from 99.9%	96.9%	98.1%
Character development program	Excellent	No Change	Good	Good
Dollars spent per pupil**	\$9,903	Up 14.6%	\$7,202	\$7,802
Percent of expenditures for instruction**	61.6%	Down from 62.7%	64.2%	63.8%
Percent of expenditures for teacher salaries**	60.7%	Down from 61.2%	60.9%	60.0%
% of AYP objectives met	100.0%	No Change	93.1%	92.3%

\* Length of contract = 185+ days.

\*\* Prior year audited financial data available.

## EVALUATION RESULTS

	Teachers	Students*	Parents*
Number of surveys returned	72	401	165
Percent satisfied with learning environment	91.7%	72.4%	87.0%
Percent satisfied with social and physical environment	97.2%	75.1%	79.9%
Percent satisfied with school-home relations	93.0%	82.3%	81.7%

\*Only students at the highest middle school grade level at this school and their parents were included.

## REPORT OF PRINCIPAL AND SCHOOL IMPROVEMENT COUNCIL

Irmo Middle School (IMS), a recognized leader in educational excellence, is committed to ensuring the development of the unique potential of each student as a lifelong learner through a comprehensive and challenging education program that embraces the best of traditional and innovative practices within a caring, supportive, diverse, and safe community of learners. In addition, our students experience a strong fine arts curriculum, both in specialized classes and through arts infusion. Other IMS accomplishments for the 2009-2010 school year include the following:

- Ms. Kim Cheeseboro was the 2009-2010 Irmo Middle School Teacher of the Year.
- Ms. Alison Redick was the 2009-2010 Irmo Middle School Support Employee of the Year.
- The following teachers received National Board Certification: Ms. Meredith Baker, Mr. Barry Lee, Ms. Liz Mantsch, and Mr. Scott Thur.
- Ms. Susan Bloodworth was named as the Columbia Area Reading Council Teacher of the Year.
- Horace Mann (David Stanley) was named as the District Five Middle School Business Partner of the Year.
- Irmo Middle School continued to receive funding from the 21st Century Grant to fund an after school program.
- Irmo Middle School won an award from Kroger for their presentation on Making Healthy Choices.
- Irmo Middle School was recognized by the SC Chapter of the National School Public Relations Association for the Faculty Handbook.
- The Irmo Middle School Chorus received a Superior rating at the SC Middle School ----Choral Festival and received a Superior rating at the Carowinds Choral Festival.
- The Irmo Middle School Orchestra had students receive Excellent and Superior ratings at the SC Music Educators Association's Solo and Ensemble Festival.
- The Irmo Middle School Honor Band won first place at the Heritage Music Festival.
- An eighth-grade art student at won the 16th annual SC Jr. Duck Stamp Contest.
- A student won first place in photography at the State Beta Club Convention.

Paul DuPre, SIC Chair and Marie Waldrop, Principal would like to thank the students, parents, teachers, counselors, and support staff of IMS for their dedication!

Comprehensive detail, including definitions of ratings, performance criteria, and explanations of status, is available on [www.ed.sc.gov](http://www.ed.sc.gov) and [www.eoc.sc.gov](http://www.eoc.sc.gov) as well as school and school district websites.

Printed versions are available from school districts upon request.

### Abbreviations Key

N/A Not Applicable N/AV Not Available N/C Not Collected N/R Not Reported I/S Insufficient Sample TBD To be determined

NI Newly Identified CSI Continuing School Improvement CA Corrective Action RP Plan to Restructure R Restructure DELAY School Improvement Status HOLD School Improvement Status