



# SC Annual School Report Card Summary

**ESTILL MIDDLE**  
**Hampton 2**  
**Grades: 6-8** Enrollment: 231  
**Principal: Julia B. Lee**  
**Superintendent: Dr. Deonia A. Simmons**  
**Board Chair: Benjamin Burison**

## PERFORMANCE

Comprehensive detail, including definitions of ratings, performance criteria, and explanations of status, is available on [www.ed.sc.gov](http://www.ed.sc.gov) and [www.eoc.sc.gov](http://www.eoc.sc.gov) as well as school and school district websites. Printed versions are available from school districts upon request.

YEAR	ABSOLUTE RATING	GROWTH RATING	PALMETTO GOLD AND SILVER AWARD		AYP STATUS	NCLB IMPROVEMENT STATUS
			General Performance	Closing the Gap		
2010	At-Risk	Below Average	TBD	TBD	Not Met	R
2009	Below Average	At-Risk	N/A	N/A	Not Met	R
2008	At-Risk	Below Average	N/A	N/A	Not Met	R

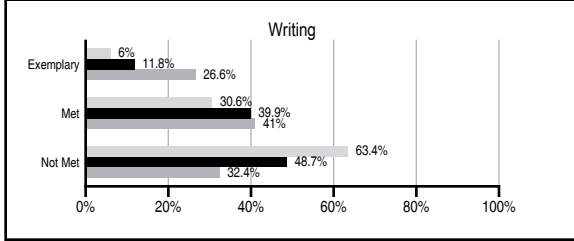
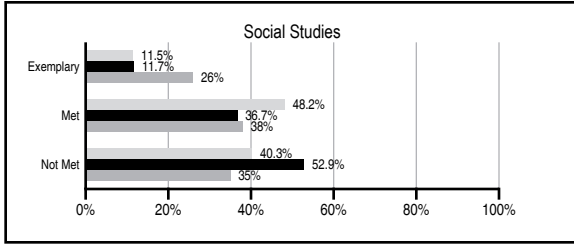
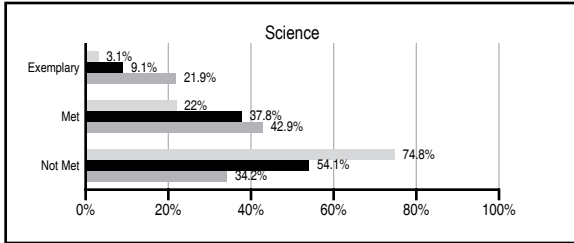
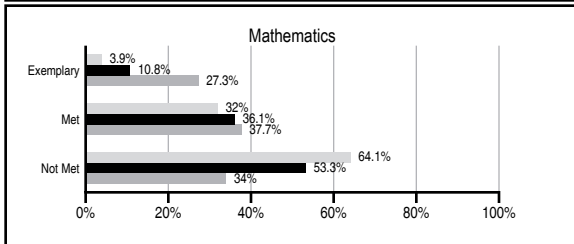
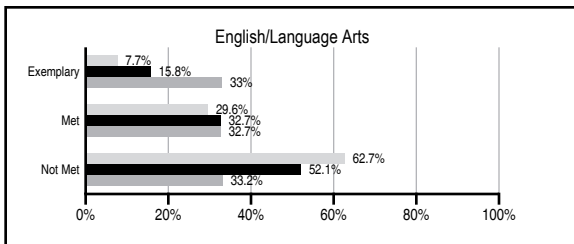
## ABSOLUTE RATINGS OF MIDDLE SCHOOLS WITH STUDENTS LIKE OURS\*

EXCELLENT	GOOD	AVERAGE	BELOW AVERAGE	AT-RISK
0	0	6	26	22

\* Ratings are calculated with data available by 03/09/2011. Schools with Students Like Ours are Middle Schools with Poverty Indices of no more than 5% above or below the index for this school.




## PASS PERFORMANCE

Our School
  Middle Schools with Students Like Ours
  Middle schools statewide



## NAEP PERFORMANCE\*

\* Performance reported for SC and nation, data not available at school level. Percentages at NAEP Achievement Levels.



## END OF COURSE TESTS - 2010

% of students scoring 70 or above on:	Our Middle School	Middle Schools with Students Like Ours
Algebra 1/Math for the Technologies 2	68.8	88.5
English 1	72.2	90.6
Physical Science	29.4	42.1
US History and the Constitution	N/A	N/A
All Subjects	56.9	88.4

## SC PERFORMANCE GOAL

**2010 Goal:**  
*By 2010, SC's student achievement will be ranked in the top half of the states nationally. To achieve this goal, we must become one of the fastest improving systems in the country.*

**2020 Vision:**  
*By 2020 all students will graduate with the knowledge and skills necessary to compete successfully in the global economy, participate in a democratic society and contribute positively as members of families and communities.*

### Abbreviations Key

N/A Not Applicable N/AV Not Available N/C Not Collected N/R Not Reported I/S Insufficient Sample TBD To be determined  
 NI Newly Identified CSI Continuing School Improvement CA Corrective Action RP Plan to Restructure R Restructure DELAY School Improvement Status HOLD School Improvement Status

# ESTILL MIDDLE [Hampton 2]

## SCHOOL PROFILE

	Our School	Change from Last Year	Middle Schools with Students Like Ours	Median Middle School
<b>Students (n=231)</b>				
Students enrolled in high school credit courses (grades 7 & 8)	13.8%	Up from 12.2%	13.7%	24.2%
Retention rate	1.8%	Up from 0.4%	1.1%	0.7%
Attendance rate	94.7%	Down from 95.0%	95.4%	95.9%
Eligible for gifted and talented	4.9%	Up from 0.0%	5.1%	16.4%
With disabilities other than speech	18.1%	Down from 19.3%	14.8%	12.0%
Older than usual for grade	3.9%	Down from 5.8%	4.9%	2.2%
Out-of-school suspensions or expulsions for violent and/or criminal offenses	0.0%	No Change	0.4%	0.5%
Annual dropout rate	0.0%	No Change	0.0%	0.0%
<b>Teachers (n=19)</b>				
Teachers with advanced degrees	31.6%	Down from 45.8%	57.0%	58.5%
Continuing contract teachers	52.6%	Down from 54.2%	66.0%	80.0%
Teachers with emergency or provisional certificates	13.3%	Down from 25.0%	11.3%	4.0%
Teachers returning from previous year	63.6%	Down from 72.9%	76.9%	84.6%
Teacher attendance rate	96.4%	N/R	95.4%	95.4%
Average teacher salary*	\$46,723	Up 5.4%	\$44,863	\$46,561
Classes not taught by highly qualified teachers	0.0%	Down from 17.1%	7.9%	1.3%
Professional development days/teacher	9.1 days	Up from 5.0 days	10.4 days	10.2 days
<b>School</b>				
Principal's years at school	3.0	Up from 2.0	3.0	4.0
Student-teacher ratio in core subjects	17.9 to 1	Down from 20.2 to 1	16.3 to 1	21.1 to 1
Prime instructional time	89.5%	N/R	89.6%	90.4%
Opportunities in the arts	Poor	No Change	Good	Good
SACS accreditation	No	No Change	Yes	Yes
Parents attending conferences	81.7%	Up from 74.0%	97.1%	98.1%
Character development program	Good	Down from Excellent	Good	Good
Dollars spent per pupil**	\$14,718	Up 22.1%	\$10,588	\$7,802
Percent of expenditures for instruction**	53.0%	Down from 58.7%	60.2%	63.8%
Percent of expenditures for teacher salaries**	49.0%	Down from 49.5%	55.5%	60.0%
% of AYP objectives met	52.9%	No Change	85.7%	92.3%

\* Length of contract = 185+ days.

\*\* Prior year audited financial data available.

## EVALUATION RESULTS

	Teachers	Students*	Parents*
Number of surveys returned	18	63	7
Percent satisfied with learning environment	77.8%	69.4%	I/S
Percent satisfied with social and physical environment	76.5%	75.8%	I/S
Percent satisfied with school-home relations	47.1%	74.6%	I/S

\*Only students at the highest middle school grade level at this school and their parents were included.

## REPORT OF PRINCIPAL AND SCHOOL IMPROVEMENT COUNCIL

Estill Middle School is where we believe if we are here (attendance), with the right mindset (attitude), then achievement (academics) is inevitable, this creates a Triple "A" school where hard work pays off. At EMS, we know that we have students who are capable of going above and beyond what we as instructors can ever ask or think. We believe it takes a variety of strategies to reach and teach our children who may need that extra thrust to get to the next phase of learning.

For the past 3 years we are continuing to make advancements. Advancement to us is obtaining milestones of continued success, one step at a time until we reach our destination of excellence. We continue to shine down the progression track where continuous darkness may appear. This track represents the countless moments, seconds, minutes, hours, days, months and years of accomplishments that we have acquired and maintained.

The 2010 – 2011 school year brought a level of excitement and expectations for new initiatives: Success for All (Students), Power of Teaching (Teachers), and Learning Teams (Faculty and Staff), these initiatives will enhance our school collaborative and academic setting. Our current initiatives will be mainstreamed with our new initiatives to create an atmosphere of continual achievement. We know this can be done and we are the school that can make it happen.

We are constantly making strives toward our goal which is to obtain exemplary on our absolute and improvement ratings and make our annual yearly progress (AYP). Our present accolades include receiving several grants: Technology, Dollar General and Two Bright Ideas grants, presentations at the Ed-Tech, Summer Leadership and Math conferences, and receiving one of our greatest acknowledgments: the Absolute Rating from Unsatisfactory to Below Average. We are continuing to maintain our parental involvement of 80%. Our Positive Behavioral Intervention Support (PBIS) store is fully operational and MAP incentives were distributed to students who increased 5 or more points on Reading and Math. Once again, we received an award from the Palmetto Priority School for meeting expected progress.

We know we still have an extension marathon and we understand that the race has not been given to the swift but to the one who endures to the end. At EMS, we have the stamina to complete the task of reaching that exemplary finish line. In this effort we know it will take all of us working together to accomplish our goal of reaching the next level of performance.

Julia Lee, Principal and Teshia Frazier, SIC Chairperson

Comprehensive detail, including definitions of ratings, performance criteria, and explanations of status, is available on [www.ed.sc.gov](http://www.ed.sc.gov) and [www.eoc.sc.gov](http://www.eoc.sc.gov) as well as school and school district websites.

Printed versions are available from school districts upon request.

### Abbreviations Key

N/A Not Applicable N/AV Not Available N/C Not Collected N/R Not Reported I/S Insufficient Sample TBD To be determined

NI Newly Identified CSI Continuing School Improvement CA Corrective Action RP Plan to Restructure R Restructure DELAY School Improvement Status HOLD School Improvement Status