



# SC Annual School Report Card Summary

**NORTHSIDE MIDDLE**  
**Greenwood 50**  
**Grades: 6-8** Enrollment: 741  
**Principal: Beth Pinson**  
**Superintendent: Darrell Johnson**  
**Board Chair: Debrah Miller**

## PERFORMANCE

Comprehensive detail, including definitions of ratings, performance criteria, and explanations of status, is available on [www.ed.sc.gov](http://www.ed.sc.gov) and [www.eoc.sc.gov](http://www.eoc.sc.gov) as well as school and school district websites. Printed versions are available from school districts upon request.

YEAR	ABSOLUTE RATING	GROWTH RATING	PALMETTO GOLD AND SILVER AWARD		AYP STATUS	NCLB IMPROVEMENT STATUS
			General Performance	Closing the Gap		
2010	Average	Average	TBD	TBD	Not Met	N/A
2009	Average	Average	N/A	N/A	Not Met	N/A
2008	Average	Average	Silver	N/A	Not Met	N/A

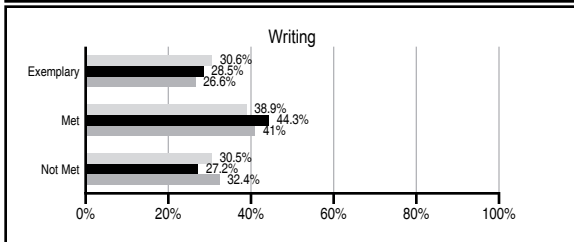
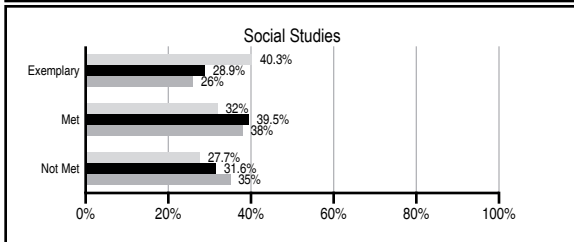
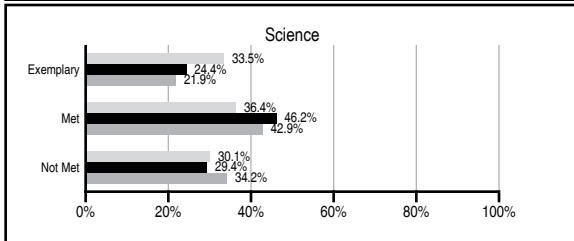
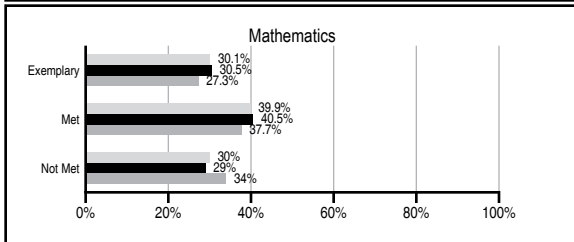
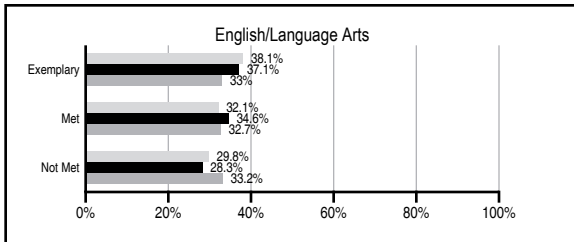
## ABSOLUTE RATINGS OF MIDDLE SCHOOLS WITH STUDENTS LIKE OURS\*

EXCELLENT	GOOD	AVERAGE	BELOW AVERAGE	AT-RISK
2	10	44	0	0

\* Ratings are calculated with data available by 03/09/2011. Schools with Students Like Ours are Middle Schools with Poverty Indices of no more than 5% above or below the index for this school.




## PASS PERFORMANCE

Our School
  Middle Schools with Students Like Ours
  Middle schools statewide



## NAEP PERFORMANCE\*

\* Performance reported for SC and nation, data not available at school level. Percentages at NAEP Achievement Levels.



## END OF COURSE TESTS - 2010

% of students scoring 70 or above on:	Our Middle School	Middle Schools with Students Like Ours
Algebra 1/Math for the Technologies 2	100.0	96.6
English 1	100.0	97.5
Physical Science	N/A	53.0
US History and the Constitution	N/A	N/A
All Subjects	100.0	96.6

## SC PERFORMANCE GOAL

**2010 Goal:**  
 By 2010, SC's student achievement will be ranked in the top half of the states nationally. To achieve this goal, we must become one of the fastest improving systems in the country.

**2020 Vision:**  
 By 2020 all students will graduate with the knowledge and skills necessary to compete successfully in the global economy, participate in a democratic society and contribute positively as members of families and communities.

### Abbreviations Key

N/A Not Applicable N/AV Not Available N/C Not Collected N/R Not Reported I/S Insufficient Sample TBD To be determined  
 NI Newly Identified CSI Continuing School Improvement CA Corrective Action RP Plan to Restructure R Restructure DELAY School Improvement Status HOLD School Improvement Status

# NORTHSIDE MIDDLE [Greenwood 50]

## SCHOOL PROFILE

	Our School	Change from Last Year	Middle Schools with Students Like Ours	Median Middle School
<b>Students (n=741)</b>				
Students enrolled in high school credit courses (grades 7 & 8)	45.8%	Down from 47.1%	24.9%	24.2%
Retention rate	2.8%	Down from 3.5%	0.8%	0.7%
Attendance rate	95.0%	Down from 95.2%	95.8%	95.9%
Eligible for gifted and talented	18.0%	Down from 19.1%	18.7%	16.4%
With disabilities other than speech	14.6%	Up from 14.4%	12.2%	12.0%
Older than usual for grade	5.4%	Up from 4.6%	2.1%	2.2%
Out-of-school suspensions or expulsions for violent and/or criminal offenses	1.6%	Up from 1.4%	0.9%	0.5%
Annual dropout rate	0.2%	Up from 0.0%	0.0%	0.0%
<b>Teachers (n=45)</b>				
Teachers with advanced degrees	71.1%	Up from 65.4%	61.1%	58.5%
Continuing contract teachers	86.7%	Up from 76.9%	84.9%	80.0%
Teachers with emergency or provisional certificates	4.7%	Down from 6.0%	2.6%	4.0%
Teachers returning from previous year	91.2%	Up from 90.4%	86.1%	84.6%
Teacher attendance rate	94.2%	Down from 95.5%	95.6%	95.4%
Average teacher salary*	\$47,621	Up 0.5%	\$47,243	\$46,561
Classes not taught by highly qualified teachers	0.0%	No Change	0.0%	1.3%
Professional development days/teacher	11.2 days	Up from 10.2 days	10.5 days	10.2 days
<b>School</b>				
Principal's years at school	6.0	Up from 5.0	4.0	4.0
Student-teacher ratio in core subjects	19.7 to 1	Down from 22.4 to 1	21.9 to 1	21.1 to 1
Prime instructional time	88.4%	Down from 89.8%	90.6%	90.4%
Opportunities in the arts	Good	No Change	Good	Good
SACS accreditation	Yes	No Change	Yes	Yes
Parents attending conferences	83.9%	Down from 92.3%	98.5%	98.1%
Character development program	At-Risk	Down from Average	Good	Good
Dollars spent per pupil**	\$7,402	Up 0.8%	\$7,527	\$7,802
Percent of expenditures for instruction**	65.2%	Up from 63.2%	63.8%	63.8%
Percent of expenditures for teacher salaries**	63.6%	Up from 61.4%	60.4%	60.0%
% of AYP objectives met	93.1%	No Change	93.1%	92.3%

\* Length of contract = 185+ days.

\*\* Prior year audited financial data available.

## REPORT OF PRINCIPAL AND SCHOOL IMPROVEMENT COUNCIL

"Scholarly Knights: A Northside Tradition" was the Northside Middle School theme for the 2009-2010 school year. Our students realize that the school emphasis is on academic achievement. The teachers are dedicated to ensuring that students are ready for their next level of education.

For Northside eighth grade students, their next level is high school. This year, forty-one students took the End-of-Course for English and thirty-seven took it for Algebra I. The lowest grade for each subject was a "C."

An initiative in which teachers have demonstrated their dedication is the Response to Intervention (RTI). Students who struggled with reading were identified through Measures of Academic Progress (MAP). Teachers have given the students extra assistance during the teachers' preparation period. On the fall to spring MAP reading test, 64% of the sixth grade students, 69% of the seventh, and 56% of the eighth met their target growth. The commitment teachers have to strengthen student's academic skills is tremendous.

The Northside teachers are also committed to helping students with community projects. For the first time in at least ten years, the teachers presented a faculty talent show to help the school reach its United Way goal. Other fund-raising endeavors reflect how teachers and student share responsibilities for reaching goals.

Striving to meet non-monetary goals is another ways students and teachers work together. This year, Northside received the annual Clean Campus Award. Our custodians and parents did their share to help the school receive the award. Almost two years ago, a PTO member designed a beautification plan for planting shrubs and trees on the campus. Her planning and planting have beautified the campus. Certainly these efforts were instrumental in the school's receiving the Clean Campus Award.

Beth Pinson and Michele Timmerman

## EVALUATION RESULTS

	Teachers	Students*	Parents*
Number of surveys returned	54	178	64
Percent satisfied with learning environment	88.9%	71.2%	91.9%
Percent satisfied with social and physical environment	92.6%	78.1%	77.8%
Percent satisfied with school-home relations	85.2%	81.3%	83.9%

\*Only students at the highest middle school grade level at this school and their parents were included.

Comprehensive detail, including definitions of ratings, performance criteria, and explanations of status, is available on [www.ed.sc.gov](http://www.ed.sc.gov) and [www.eoc.sc.gov](http://www.eoc.sc.gov) as well as school and school district websites.

Printed versions are available from school districts upon request.

### Abbreviations Key

N/A Not Applicable N/AV Not Available N/C Not Collected N/R Not Reported I/S Insufficient Sample TBD To be determined

NI Newly Identified CSI Continuing School Improvement CA Corrective Action RP Plan to Restructure R Restructure DELAY School Improvement Status HOLD School Improvement Status