



# SC Annual School Report Card Summary

**SOUTHSIDE MIDDLE**  
**Florence 1**  
**Grades: 7-8** Enrollment: 783  
**Principal: Mr. Craig Washington**  
**Superintendent: Allie E. Brooks**  
**Board Chair: Porter Stewart**

## PERFORMANCE

Comprehensive detail, including definitions of ratings, performance criteria, and explanations of status, is available on [www.ed.sc.gov](http://www.ed.sc.gov) and [www.eoc.sc.gov](http://www.eoc.sc.gov) as well as school and school district websites. Printed versions are available from school districts upon request.

YEAR	ABSOLUTE RATING	GROWTH RATING	PALMETTO GOLD AND SILVER AWARD		AYP STATUS	NCLB IMPROVEMENT STATUS
			General Performance	Closing the Gap		
2010	Average	Average	TBD	TBD	Not Met	N/A
2009	Average	Average	N/A	N/A	Not Met	N/A
2008	Below Average	At-Risk	N/A	N/A	Not Met	N/A

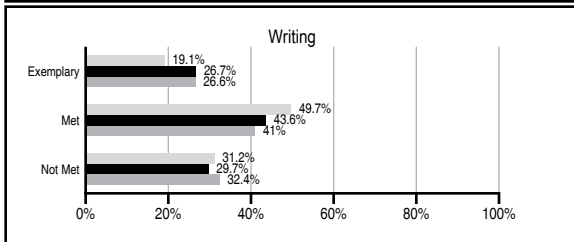
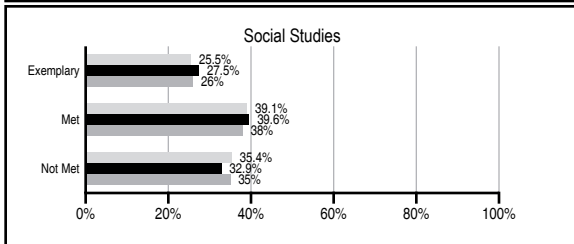
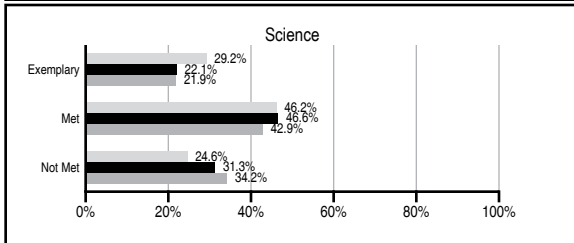
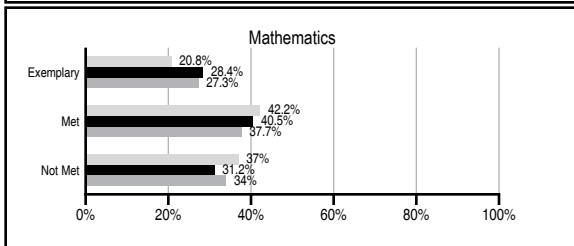
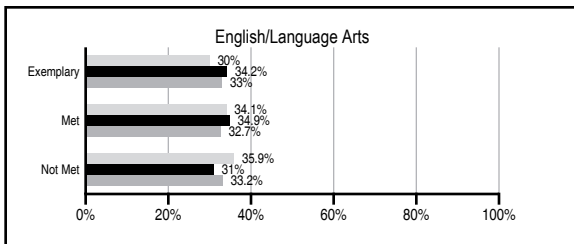
## ABSOLUTE RATINGS OF MIDDLE SCHOOLS WITH STUDENTS LIKE OURS\*

EXCELLENT	GOOD	AVERAGE	BELOW AVERAGE	AT-RISK
0	7	50	1	0

\* Ratings are calculated with data available by 03/09/2011. Schools with Students Like Ours are Middle Schools with Poverty Indices of no more than 5% above or below the index for this school.




## PASS PERFORMANCE

Our School
  Middle Schools with Students Like Ours
  Middle schools statewide



## NAEP PERFORMANCE\*

\* Performance reported for SC and nation, data not available at school level. Percentages at NAEP Achievement Levels.



## END OF COURSE TESTS - 2010

% of students scoring 70 or above on:	Our Middle School	Middle Schools with Students Like Ours
Algebra 1/Math for the Technologies 2	100.0	97.7
English 1	100.0	98.3
Physical Science	N/A	71.7
US History and the Constitution	N/A	N/A
All Subjects	100.0	97.7

## SC PERFORMANCE GOAL

**2010 Goal:**  
 By 2010, SC's student achievement will be ranked in the top half of the states nationally. To achieve this goal, we must become one of the fastest improving systems in the country.

**2020 Vision:**  
 By 2020 all students will graduate with the knowledge and skills necessary to compete successfully in the global economy, participate in a democratic society and contribute positively as members of families and communities.

### Abbreviations Key

N/A Not Applicable N/AV Not Available N/C Not Collected N/R Not Reported I/S Insufficient Sample TBD To be determined  
 NI Newly Identified CSI Continuing School Improvement CA Corrective Action RP Plan to Restructure R Restructure DELAY School Improvement Status HOLD School Improvement Status

# SOUTHSIDE MIDDLE [Florence 1]

## SCHOOL PROFILE

	Our School	Change from Last Year	Middle Schools with Students Like Ours	Median Middle School
<b>Students (n=783)</b>				
Students enrolled in high school credit courses (grades 7 & 8)	9.2%	Up from 5.9%	19.4%	24.2%
Retention rate	4.2%	Down from 4.6%	0.7%	0.7%
Attendance rate	95.6%	Up from 94.9%	95.6%	95.9%
Eligible for gifted and talented	2.1%	Down from 5.2%	18.3%	16.4%
With disabilities other than speech	18.9%	Down from 20.5%	13.4%	12.0%
Older than usual for grade	5.7%	Down from 6.9%	2.3%	2.2%
Out-of-school suspensions or expulsions for violent and/or criminal offenses	0.1%	Up from 0.0%	0.7%	0.5%
Annual dropout rate	0.0%	No Change	0.0%	0.0%
<b>Teachers (n=58)</b>				
Teachers with advanced degrees	62.1%	Up from 59.7%	59.2%	58.5%
Continuing contract teachers	79.3%	Down from 80.6%	81.6%	80.0%
Teachers with emergency or provisional certificates	5.6%	Down from 6.9%	2.7%	4.0%
Teachers returning from previous year	83.6%	Up from 83.5%	85.9%	84.6%
Teacher attendance rate	95.5%	No Change	95.2%	95.4%
Average teacher salary*	\$48,084	Up 0.6%	\$46,548	\$46,561
Classes not taught by highly qualified teachers	9.6%	Down from 10.8%	1.2%	1.3%
Professional development days/teacher	12.6 days	Up from 7.2 days	10.8 days	10.2 days
<b>School</b>				
Principal's years at school	4.0	Up from 3.0	4.3	4.0
Student-teacher ratio in core subjects	20.8 to 1	Down from 21.0 to 1	21.4 to 1	21.1 to 1
Prime instructional time	89.5%	Up from 88.8%	90.2%	90.4%
Opportunities in the arts	Excellent	No Change	Good	Good
SACS accreditation	Yes	No Change	Yes	Yes
Parents attending conferences	99.9%	Up from 99.8%	98.0%	98.1%
Character development program	Excellent	Up from Below Average	Good	Good
Dollars spent per pupil**	\$9,014	Up 16.4%	\$7,753	\$7,802
Percent of expenditures for instruction**	67.4%	Down from 68.1%	64.2%	63.8%
Percent of expenditures for teacher salaries**	63.5%	Down from 64.8%	60.7%	60.0%
% of AYP objectives met	90.5%	No Change	92.0%	92.3%

\* Length of contract = 185+ days.

\*\* Prior year audited financial data available.

## EVALUATION RESULTS

	Teachers	Students*	Parents*
Number of surveys returned	54	263	131
Percent satisfied with learning environment	87.0%	76.0%	79.2%
Percent satisfied with social and physical environment	87.0%	74.5%	77.3%
Percent satisfied with school-home relations	66.7%	80.8%	76.0%

\*Only students at the highest middle school grade level at this school and their parents were included.

## REPORT OF PRINCIPAL AND SCHOOL IMPROVEMENT COUNCIL

The mission of Southside Middle School is to maximize the potential of all students in order to prepare them to become productive and responsible citizens who are able to succeed in an ever-changing society. Southside Middle School staff and partners set out this year to make a positive impact. The following are a few of the initiatives and accomplishments we achieved:

- Our school continues to use data to drive staff development and to select instructional practices.
  - Teams/departments documented discussions regarding instructional strategies, challenges, and how data is used to guide instruction.
  - Selected students participated in the After-school Program and 21st Century program.
  - Student academic growth was monitored using data from MAP.
  - Faith based mentors continued mentoring students.
  - Teachers began posting POD cast of lessons taught on teacher websites to enhance instruction.
  - We continued our live morning show where we shared daily Words of Wisdom.
  - Our school and a student received a \$1000.00 fitness award from Subway.
  - We hosted our annual Swinging with Seniors Event, which was a huge success. We had over 600 senior citizens join us for food and entertainment. Our Consumer Science students and our partners at Carolinas Hospital System hosted the event.
  - Jeremy Trussell was selected as the 2009-2010 Teacher of the Year.
  - Our Fourth Annual Veteran's Day program was a great success.
  - We continued our collaboration with Dewey L. Carter Elementary and South Florence High School with a project entitled "Bridging the Divide." The project is directed toward academically at-risk students at Dewey L. Carter Elementary School and incorporates technology-based teaching tools beginning in the 7th grade and continues throughout their attendance at Southside Middle School and South Florence High School.
  - Our school report card improved for the first time in ten years.
- Southside achieved Red Carpet status during the 2009-2010 school year.
- With continued support from parents, community, and the school district, we will be successful in our endeavors. Thanks to all of you who invested your time and energy into Southside.

Craig Washington, Principal  
 Angie Newman, Chairperson of School Improvement Council/APTS President

Comprehensive detail, including definitions of ratings, performance criteria, and explanations of status, is available on [www.ed.sc.gov](http://www.ed.sc.gov) and [www.eoc.sc.gov](http://www.eoc.sc.gov) as well as school and school district websites.

Printed versions are available from school districts upon request.

### Abbreviations Key

N/A Not Applicable N/AV Not Available N/C Not Collected N/R Not Reported I/S Insufficient Sample TBD To be determined  
 NI Newly Identified CSI Continuing School Improvement CA Corrective Action RP Plan to Restructure R Restructure DELAY School Improvement Status HOLD School Improvement Status