



SC Annual School Report Card Summary

OAKBROOK MIDDLE
Dorchester 2
Grades: 6-8 Enrollment: 1,087
Principal: Garland Crump
Superintendent: Joseph R. Pye
Board Chair: Frances Townsend

PERFORMANCE

Comprehensive detail, including definitions of ratings, performance criteria, and explanations of status, is available on www.ed.sc.gov and www.eoc.sc.gov as well as school and school district websites. Printed versions are available from school districts upon request.

YEAR	ABSOLUTE RATING	GROWTH RATING	PALMETTO GOLD AND SILVER AWARD		AYP STATUS	NCLB IMPROVEMENT STATUS
			General Performance	Closing the Gap		
2010	Average	Good	TBD	TBD	Not Met	N/A
2009	Average	Average	N/A	Gold	Not Met	N/A
2008	Average	Below Average	N/A	N/A	Not Met	N/A

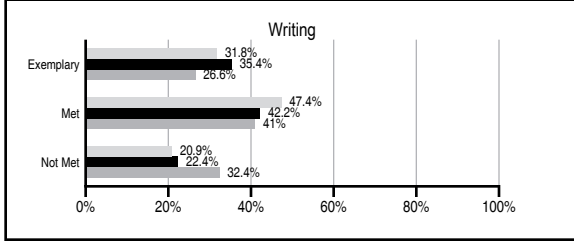
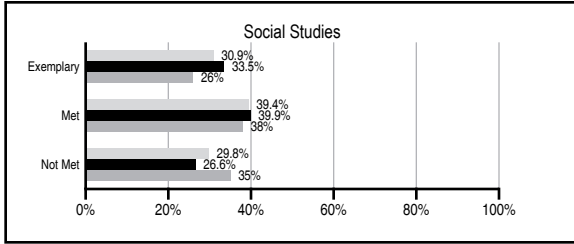
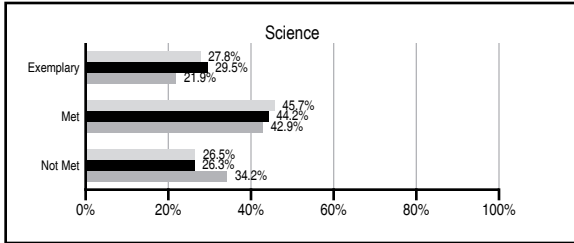
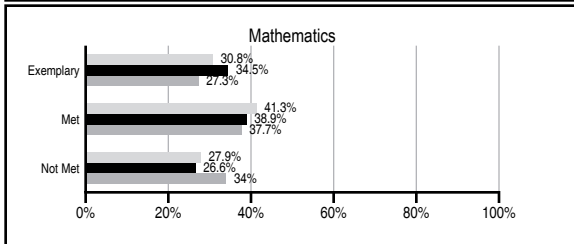
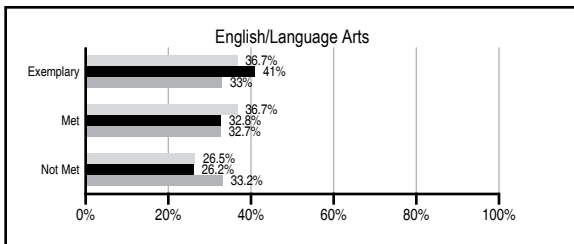
ABSOLUTE RATINGS OF MIDDLE SCHOOLS WITH STUDENTS LIKE OURS*

EXCELLENT	GOOD	AVERAGE	BELOW AVERAGE	AT-RISK
4	13	16	0	1

* Ratings are calculated with data available by 03/09/2011. Schools with Students Like Ours are Middle Schools with Poverty Indices of no more than 5% above or below the index for this school.




PASS PERFORMANCE

Our School
 Middle Schools with Students Like Ours
 Middle schools statewide



NAEP PERFORMANCE*

* Performance reported for SC and nation, data not available at school level. Percentages at NAEP Achievement Levels.



END OF COURSE TESTS - 2010

% of students scoring 70 or above on:	Our Middle School	Middle Schools with Students Like Ours
Algebra 1/Math for the Technologies 2	100.0	98.5
English 1	100.0	96.8
Physical Science	0.0	27.4
US History and the Constitution	N/A	N/A
All Subjects	99.3	96.5

SC PERFORMANCE GOAL

2010 Goal:
 By 2010, SC's student achievement will be ranked in the top half of the states nationally. To achieve this goal, we must become one of the fastest improving systems in the country.

2020 Vision:
 By 2020 all students will graduate with the knowledge and skills necessary to compete successfully in the global economy, participate in a democratic society and contribute positively as members of families and communities.

Abbreviations Key

N/A Not Applicable N/AV Not Available N/C Not Collected N/R Not Reported I/S Insufficient Sample TBD To be determined
 NI Newly Identified CSI Continuing School Improvement CA Corrective Action RP Plan to Restructure R Restructure DELAY School Improvement Status HOLD School Improvement Status

OAKBROOK MIDDLE [Dorchester 2]

SCHOOL PROFILE

	Our School	Change from Last Year	Middle Schools with Students Like Ours	Median Middle School
Students (n=1,087)				
Students enrolled in high school credit courses (grades 7 & 8)	51.0%	Up from 25.2%	28.2%	24.2%
Retention rate	2.3%	Down from 2.7%	0.5%	0.7%
Attendance rate	96.3%	Up from 96.0%	96.1%	95.9%
Eligible for gifted and talented	13.7%	Up from 13.2%	21.8%	16.4%
With disabilities other than speech	7.2%	Down from 8.1%	11.2%	12.0%
Older than usual for grade	1.9%	No Change	1.3%	2.2%
Out-of-school suspensions or expulsions for violent and/or criminal offenses	8.3%	Down from 9.1%	0.4%	0.5%
Annual dropout rate	0.3%	Down from 0.5%	0.0%	0.0%
Teachers (n=59)				
Teachers with advanced degrees	59.3%	Down from 63.2%	60.0%	58.5%
Continuing contract teachers	76.3%	Down from 80.7%	82.4%	80.0%
Teachers with emergency or provisional certificates	6.0%	Up from 5.5%	3.0%	4.0%
Teachers returning from previous year	84.4%	Up from 83.4%	86.9%	84.6%
Teacher attendance rate	93.7%	Down from 94.7%	95.5%	95.4%
Average teacher salary*	\$46,311	Down 4.9%	\$47,234	\$46,561
Classes not taught by highly qualified teachers	0.6%	Up from 0.0%	0.6%	1.3%
Professional development days/teacher	14.2 days	Up from 10.3 days	9.9 days	10.2 days
School				
Principal's years at school	23.0	Up from 22.0	4.0	4.0
Student-teacher ratio in core subjects	25.9 to 1	Up from 23.8 to 1	21.9 to 1	21.1 to 1
Prime instructional time	88.5%	Down from 89.6%	90.6%	90.4%
Opportunities in the arts	Excellent	No Change	Good	Good
SACS accreditation	Yes	No Change	Yes	Yes
Parents attending conferences	84.3%	Down from 88.8%	96.8%	98.1%
Character development program	Good	No Change	Good	Good
Dollars spent per pupil**	\$6,320	Down 3.2%	\$7,219	\$7,802
Percent of expenditures for instruction**	65.9%	Up from 63.8%	64.1%	63.8%
Percent of expenditures for teacher salaries**	62.9%	Up from 59.3%	60.8%	60.0%
% of AYP objectives met	92.0%	No Change	93.1%	92.3%

* Length of contract = 185+ days.

** Prior year audited financial data available.

EVALUATION RESULTS

	Teachers	Students*	Parents*
Number of surveys returned	65	306	161
Percent satisfied with learning environment	86.2%	67.8%	81.0%
Percent satisfied with social and physical environment	95.3%	71.1%	68.3%
Percent satisfied with school-home relations	70.3%	83.1%	74.8%

*Only students at the highest middle school grade level at this school and their parents were included.

Comprehensive detail, including definitions of ratings, performance criteria, and explanations of status, is available on www.ed.sc.gov and www.eoc.sc.gov as well as school and school district websites.

Printed versions are available from school districts upon request.

REPORT OF PRINCIPAL AND SCHOOL IMPROVEMENT COUNCIL

Oakbrook Middle School, located in the southern corner of Dorchester County, continues to strive to meet its mission of preparing responsible, competent, and caring lifelong learners. OMS received an absolute report card rating of "Average" for the 2008-2009 school year. Our student body continues to demonstrate their academic success in the fields of math and science during the Low Country Quest Competition, Math Counts, Math is Cool, Quiz Bowl, as well as other academic competitions throughout the year. OMS has 10 Duke Tip scholars and 38 Junior Scholar participants. OMS honor band received a "Superior" at the State Concert Competition. The OMS chorus received an "Excellent" at the state festival. Students and staff held benefit drives for causes such as Relay for Life, American Heart Association, American Cancer Society, Cystic Fibrosis, Susan G. Komen, SPCA, Families in Crisis, and Trident United Way.

Oakbrook Middle continues to address the challenges of decreasing the achievement gap in language arts and math. We utilize Measures of Academic Progress (MAP) test data to diagnose instructional needs. Our Compass Learning Program provides us with the technology that allows us to create individual learning paths for each student, based on the instructional level identified by the MAP assessments. We also utilize Senteo Interactive Response Systems in the classroom to provide immediate assessment of student understanding in their classes. At OMS, we provide computer-assisted instruction with the utilization of SMARTboards and web-based activities, such as Study Island, GIZMO, and Brain Pops. The Read 180 program continues to address the needs of struggling readers in all grades. Our single-gender classes address the different needs, learning styles, and interests of students. We have also implemented a "Failure is Not an Option" program requiring students to complete all missing assignments and not receive zeroes. At OMS, we continue to utilize the InTouch software, homework hotline, the school's website, ParentLink, and parent focus meetings to address the challenges of parent satisfaction with home-school relations and communication. The faculty and staff continue to conduct report card nights, award ceremonies, and parent/teacher conferences.

Teachers' professional development continues to focus on best instructional practices and technology initiatives, such as the utilization of assessment data to increase student achievement, Explicit Direct Instruction, web-based activities, SMARTboards, and Senteo Response Systems to help address the needs of all children. Oakbrook's faculty consists of a total of 59 teachers, with nine having received National Board Certification.

The mission of Oakbrook Middle is to educate students to become proficient, responsible, and caring citizens by creating a nurturing environment where staff, parents, and the community work together to provide opportunities for students to reach their maximum potential. OMS continues to be a great place, where students "care to learn and learn to care!"

Garland W. Crump, Principal
Christene Diesso, SIC Chairperson

Abbreviations Key

N/A Not Applicable N/AV Not Available N/C Not Collected N/R Not Reported I/S Insufficient Sample TBD To be determined

NI Newly Identified CSI Continuing School Improvement CA Corrective Action RP Plan to Restructure R Restructure DELAY School Improvement Status HOLD School Improvement Status