



SC Annual School Report Card Summary

ALSTON MIDDLE
Dorchester 2
Grades: 6-8 **Enrollment: 869**
Principal: Sam Clark
Superintendent: Joseph R. Pye
Board Chair: Frances Townsend

PERFORMANCE

Comprehensive detail, including definitions of ratings, performance criteria, and explanations of status, is available on www.ed.sc.gov and www.eoc.sc.gov as well as school and school district websites. Printed versions are available from school districts upon request.

YEAR	ABSOLUTE RATING	GROWTH RATING	PALMETTO GOLD AND SILVER AWARD		AYP STATUS	NCLB IMPROVEMENT STATUS
			General Performance	Closing the Gap		
2010	Good	Good	TBD	TBD	Not Met	N/A
2009	Average	Average	N/A	N/A	Not Met	N/A
2008	Average	Below Average	N/A	N/A	Not Met	N/A

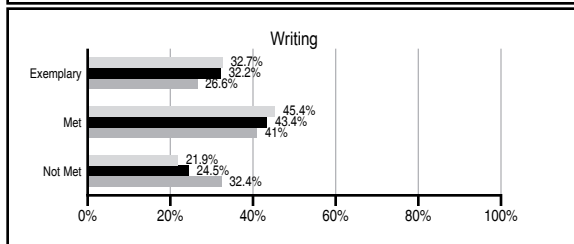
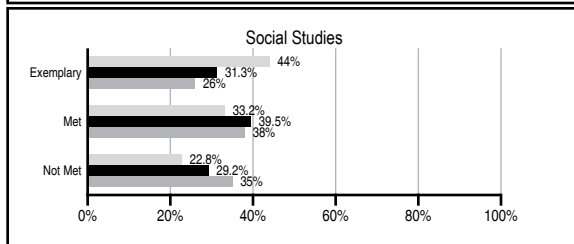
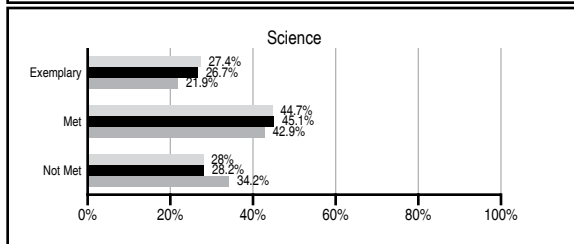
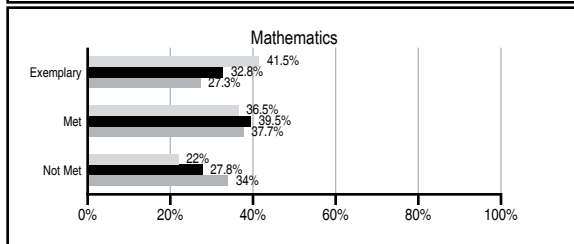
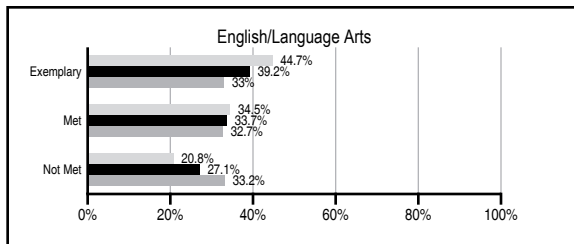
ABSOLUTE RATINGS OF MIDDLE SCHOOLS WITH STUDENTS LIKE OURS*

EXCELLENT	GOOD	AVERAGE	BELOW AVERAGE	AT-RISK
4	16	29	0	1

* Ratings are calculated with data available by 03/09/2011. Schools with Students Like Ours are Middle Schools with Poverty Indices of no more than 5% above or below the index for this school.




PASS PERFORMANCE

Our School
 Middle Schools with Students Like Ours
 Middle schools statewide



NAEP PERFORMANCE*

* Performance reported for SC and nation, data not available at school level. Percentages at NAEP Achievement Levels.



END OF COURSE TESTS - 2010

% of students scoring 70 or above on:	Our Middle School	Middle Schools with Students Like Ours
Algebra 1/Math for the Technologies 2	100.0	96.9
English 1	98.6	95.8
Physical Science	N/A	25.9
US History and the Constitution	N/A	N/A
All Subjects	99.2	95.3

SC PERFORMANCE GOAL

2010 Goal:
By 2010, SC's student achievement will be ranked in the top half of the states nationally. To achieve this goal, we must become one of the fastest improving systems in the country.

2020 Vision:
By 2020 all students will graduate with the knowledge and skills necessary to compete successfully in the global economy, participate in a democratic society and contribute positively as members of families and communities.

Abbreviations Key

N/A Not Applicable N/AV Not Available N/C Not Collected N/R Not Reported I/S Insufficient Sample TBD To be determined
 NI Newly Identified CSI Continuing School Improvement CA Corrective Action RP Plan to Restructure R Restructure DELAY School Improvement Status HOLD School Improvement Status

ALSTON MIDDLE [Dorchester 2]

SCHOOL PROFILE

	Our School	Change from Last Year	Middle Schools with Students Like Ours	Median Middle School
Students (n=869)				
Students enrolled in high school credit courses (grades 7 & 8)	51.7%	Up from 25.4%	35.1%	24.2%
Retention rate	1.3%	Down from 3.4%	0.7%	0.7%
Attendance rate	95.5%	Up from 95.3%	95.9%	95.9%
Eligible for gifted and talented	15.9%	Up from 15.3%	19.8%	16.4%
With disabilities other than speech	11.5%	Down from 12.1%	11.8%	12.0%
Older than usual for grade	2.2%	Down from 3.4%	2.0%	2.2%
Out-of-school suspensions or expulsions for violent and/or criminal offenses	1.0%	Down from 6.9%	1.0%	0.5%
Annual dropout rate	0.2%	No Change	0.0%	0.0%
Teachers (n=56)				
Teachers with advanced degrees	58.9%	Up from 51.7%	59.2%	58.5%
Continuing contract teachers	85.7%	Up from 63.3%	82.9%	80.0%
Teachers with emergency or provisional certificates	3.8%	Down from 5.6%	4.1%	4.0%
Teachers returning from previous year	75.8%	Up from 67.3%	85.6%	84.6%
Teacher attendance rate	93.7%	Down from 93.9%	95.6%	95.4%
Average teacher salary*	\$44,208	Up 0.6%	\$47,145	\$46,561
Classes not taught by highly qualified teachers	0.7%	Down from 2.4%	0.0%	1.3%
Professional development days/teacher	8.4 days	Down from 8.7 days	10.1 days	10.2 days
School				
Principal's years at school	15.0	Up from 14.0	4.0	4.0
Student-teacher ratio in core subjects	23.7 to 1	Up from 21.9 to 1	22.1 to 1	21.1 to 1
Prime instructional time	87.5%	Down from 87.6%	90.4%	90.4%
Opportunities in the arts	Excellent	No Change	Good	Good
SACS accreditation	Yes	No Change	Yes	Yes
Parents attending conferences	96.9%	Up from 96.4%	98.6%	98.1%
Character development program	Excellent	Up from Good	Good	Good
Dollars spent per pupil**	\$7,220	Down 2.9%	\$7,217	\$7,802
Percent of expenditures for instruction**	61.0%	Up from 59.0%	64.3%	63.8%
Percent of expenditures for teacher salaries**	58.0%	Up from 53.3%	60.4%	60.0%
% of AYP objectives met	90.5%	No Change	92.9%	92.3%

* Length of contract = 185+ days.

** Prior year audited financial data available.

EVALUATION RESULTS

	Teachers	Students*	Parents*
Number of surveys returned	59	237	112
Percent satisfied with learning environment	91.2%	83.9%	83.8%
Percent satisfied with social and physical environment	94.9%	85.7%	85.6%
Percent satisfied with school-home relations	84.7%	88.6%	80.6%

*Only students at the highest middle school grade level at this school and their parents were included.

REPORT OF PRINCIPAL AND SCHOOL IMPROVEMENT COUNCIL

Alston Middle School proudly serves more than 860 students with a teaching staff of 61 fully certified teachers. The mission of Alston Middle School is to provide every student with the skills necessary to become productive citizens. The pursuit of that mission is supported by outstanding parental and community involvement.

Our staff is focused on academic excellence and continuous improvement for every student. This year, our students participated in periodic, standards-based "benchmark" assessments in math, language arts, science, and social studies that provided data on each student's academic growth. The data from these assessments gave teachers information on skills that helped them challenge each student. Alston's parents are involved in a wide variety of activities that support our students such as volunteering, being a part of PTSA, School Improvement Council, or coaching athletic teams.

Alston's students continue to excel in academics, the arts, and athletics. Our academic teams compete in regional and state competitions such as Quest and Math Counts. An Alston 8th grader was the runner-up in the Lowcountry Math Counts, and another 8th grader was the runner-up in the Post and Courier's Spelling Bee. This year we had our first Robotics Team. An increasing number of Alston students take the PSAT and are recognized as "Duke Tip Scholars." Ten band students qualified for "All Region Band." Twenty-two of our orchestra students received Superior or Excellent at the state level. Chorus, theater arts, and visual arts students collaborated in producing "Willy Wonka and the Chocolate Factory." A 7th grade student was the state's "Entrepreneur of the Year." The Tiger Football and Basketball Teams won the District Two Championship, while all of our other teams posted winning records.

Service to the community is an important aspect of our school. Our staff had the largest increase among Dorchester Two's middle schools in support of the Trident United Way, and our students set contribution records in the Heart Association's "Hoops for the Heart." One of our counselors received "The Heart Award" from the SC Commission on Higher Education for developing the Alston Leadership Program and the Aesthetically Green Environmental Students (AGES) recycling club. A 6th grade student was recognized as the state's "Recycler of the Year."

Alston continues to pursue "Adequate Yearly Progress" as established by No Child Left Behind. Our plan for meeting those goals includes continued use of common assessments to measure student learning, use of the "Inclusion Model" of scheduling students with special needs, use of the "Voyager" program to support students who are served in resource classes, use of our "Compass" computer labs to help with differentiated instruction, and use of the Professional Learning Communities planning sessions for improving and maintaining our focus on student learning.

Sam Clark, Principal
Rene Seith, SIC Chair

Comprehensive detail, including definitions of ratings, performance criteria, and explanations of status, is available on www.ed.sc.gov and www.eoc.sc.gov as well as school and school district websites.

Printed versions are available from school districts upon request.

Abbreviations Key

N/A Not Applicable N/AV Not Available N/C Not Collected N/R Not Reported I/S Insufficient Sample TBD To be determined
NI Newly Identified CSI Continuing School Improvement CA Corrective Action RP Plan to Restructure R Restructure DELAY School Improvement Status HOLD School Improvement Status