

SC Annual School Report Card Summary

JERRY ZUCKER MIDDLE SCHOOL OF SCIENCE
Charleston
Grades: 6-8 Enrollment: 424
Principal: Sheryl A. Biss
Superintendent: Dr. Nancy J. McGinley
Board Chair: Mrs. Ruth Jordan

PERFORMANCE

Comprehensive detail, including definitions of ratings, performance criteria, and explanations of status, is available on www.ed.sc.gov and www.eoc.sc.gov as well as school and school district websites. Printed versions are available from school districts upon request.

YEAR	ABSOLUTE RATING	GROWTH RATING	PALMETTO GOLD AND SILVER AWARD		AYP STATUS	NCLB IMPROVEMENT STATUS
			General Performance	Closing the Gap		
2010	Below Average	Average	TBD	TBD	Met	N/A
2009	N/A	N/A	N/A	N/A	N/A	N/A
2008	N/A	N/A	N/A	N/A	N/A	N/A

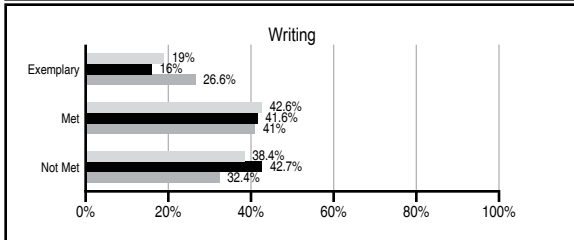
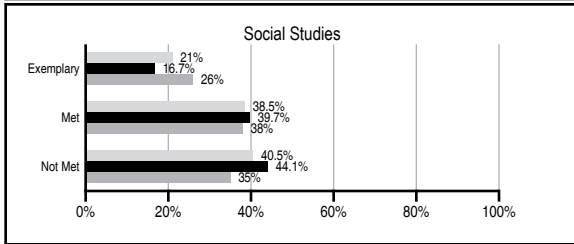
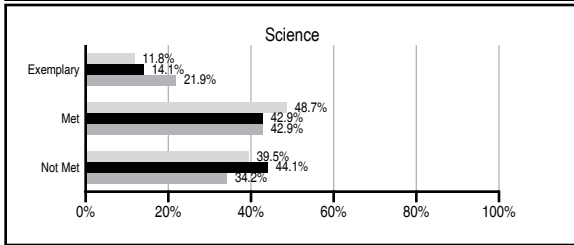
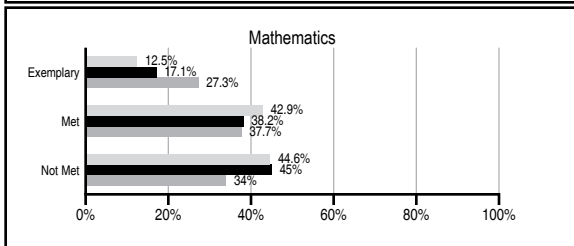
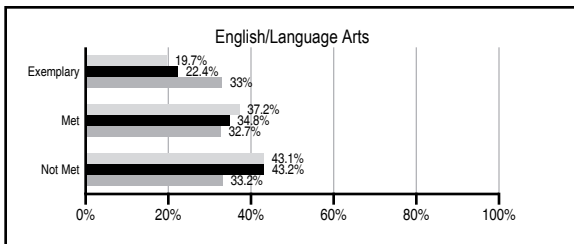
ABSOLUTE RATINGS OF MIDDLE SCHOOLS WITH STUDENTS LIKE OURS*

EXCELLENT	GOOD	AVERAGE	BELOW AVERAGE	AT-RISK
0	0	23	28	5

*Ratings are calculated with data available by 03/09/2011. Schools with Students Like Ours are Middle Schools with Poverty Indices of no more than 5% above or below the index for this school.




PASS PERFORMANCE

Our School
 Middle Schools with Students Like Ours
 Middle schools statewide



NAEP PERFORMANCE*

* Performance reported for SC and nation, data not available at school level. Percentages at NAEP Achievement Levels.



END OF COURSE TESTS - 2010

% of students scoring 70 or above on:	Our Middle School	Middle Schools with Students Like Ours
Algebra 1/Math for the Technologies 2	82.6	92.8
English 1	N/A	90.1
Physical Science	N/A	68.7
US History and the Constitution	N/A	N/A
All Subjects	82.6	90.9

SC PERFORMANCE GOAL

2010 Goal:
 By 2010, SC's student achievement will be ranked in the top half of the states nationally. To achieve this goal, we must become one of the fastest improving systems in the country.

2020 Vision:
 By 2020 all students will graduate with the knowledge and skills necessary to compete successfully in the global economy, participate in a democratic society and contribute positively as members of families and communities.

Abbreviations Key

N/A Not Applicable N/AV Not Available N/C Not Collected N/R Not Reported I/S Insufficient Sample TBD To be determined
 NI Newly Identified CSI Continuing School Improvement CA Corrective Action RP Plan to Restructure R Restructure DELAY School Improvement Status HOLD School Improvement Status

JERRY ZUCKER MIDDLE SCHOOL OF SCIENCE

SCHOOL PROFILE

	Our School	Change from Last Year	Middle Schools with Students Like Ours	Median Middle School
Students (n=424)				
Students enrolled in high school credit courses (grades 7 & 8)	8.5%	N/R	14.5%	24.2%
Retention rate	0.0%	N/A	0.9%	0.7%
Attendance rate	95.1%	N/A	95.4%	95.9%
Eligible for gifted and talented	7.1%	N/A	10.5%	16.4%
With disabilities other than speech	10.6%	N/A	13.4%	12.0%
Older than usual for grade	2.4%	N/A	4.0%	2.2%
Out-of-school suspensions or expulsions for violent and/or criminal offenses	7.8%	N/R	0.3%	0.5%
Annual dropout rate	N/A	N/A	0.0%	0.0%
Teachers (n=39)				
Teachers with advanced degrees	38.5%	N/A	58.3%	58.5%
Continuing contract teachers	35.9%	N/A	70.0%	80.0%
Teachers with emergency or provisional certificates	28.0%	N/A	10.0%	4.0%
Teachers returning from previous year	N/A	N/A	80.7%	84.6%
Teacher attendance rate	97.5%	N/R	95.4%	95.4%
Average teacher salary*	\$39,756	I/S	\$45,064	\$46,561
Classes not taught by highly qualified teachers	6.0%	N/A	2.9%	1.3%
Professional development days/teacher	10.4 days	N/R	11.1 days	10.2 days
School				
Principal's years at school	1.0	N/R	3.0	4.0
Student-teacher ratio in core subjects	26.4 to 1	N/R	19.7 to 1	21.1 to 1
Prime instructional time	91.7%	N/R	89.9%	90.4%
Opportunities in the arts	Good	N/R	Good	Good
SACS accreditation	No	N/R	Yes	Yes
Parents attending conferences	86.5%	N/R	95.6%	98.1%
Character development program	Good	N/R	Good	Good
Dollars spent per pupil**	N/A	N/A	\$9,161	\$7,802
Percent of expenditures for instruction**	N/A	N/A	62.1%	63.8%
Percent of expenditures for teacher salaries**	N/A	N/A	57.6%	60.0%
% of AYP objectives met	100.0%		91.8%	92.3%

* Length of contract = 185+ days.

** Prior year audited financial data available.

REPORT OF PRINCIPAL AND SCHOOL IMPROVEMENT COUNCIL

The 2009-2010 School Year has been one of great success. Zucker Middle School built a school community around several core values which framed how we perform as a professional learning community. For our students, we focused this school year on being responsible, accountable, and respectful learners, as we recognized that this was a time that would enable Zucker to define itself, its standards, and our direction for the future. We were also committed to building partnerships with the community and exposing our students to the many rewarding careers that could spark an interest and provide a focus for future learning and personal investment. We have stressed the importance of literacy in student lives and tracked and monitored the growth of every child. Most importantly, however, was our belief in our students and the knowledge that our school is not an end in itself, but a bridge to future learning and discovery. Literacy has been and will continue to be our focus. Ultimately, we have emerged as a stronger school because we have had the benefit of a supportive community, a determined teaching force, and an unwavering dedication to our students overall well-being, while being mindful that Excellence is our standard and Victory is in the classroom.

Sheryl A. Biss, Principal
Nicole Davis, SIC Chair

EVALUATION RESULTS

	Teachers	Students*	Parents*
Number of surveys returned	0	108	31
Percent satisfied with learning environment	N/R	69.4%	80.6%
Percent satisfied with social and physical environment	N/R	72.9%	67.7%
Percent satisfied with school-home relations	N/R	78.7%	74.2%

*Only students at the highest middle school grade level at this school and their parents were included.

Comprehensive detail, including definitions of ratings, performance criteria, and explanations of status, is available on www.ed.sc.gov and www.eoc.sc.gov as well as school and school district websites.

Printed versions are available from school districts upon request.

Abbreviations Key

N/A Not Applicable N/AV Not Available N/C Not Collected N/R Not Reported I/S Insufficient Sample TBD To be determined

NI Newly Identified CSI Continuing School Improvement CA Corrective Action RP Plan to Restructure R Restructure DELAY School Improvement Status HOLD School Improvement Status