



SC Annual School Report Card Summary

HAUT GAP MIDDLE
Charleston
Grades: 6-8 **Enrollment: 253**
Principal: Paul Padron
Superintendent: Dr. Nancy J. McGinley
Board Chair: Mrs. Ruth Jordan

PERFORMANCE

Comprehensive detail, including definitions of ratings, performance criteria, and explanations of status, is available on www.ed.sc.gov and www.eoc.sc.gov as well as school and school district websites. Printed versions are available from school districts upon request.

YEAR	ABSOLUTE RATING	GROWTH RATING	PALMETTO GOLD AND SILVER AWARD		AYP STATUS	NCLB IMPROVEMENT STATUS
			General Performance	Closing the Gap		
2010	Below Average	Average	TBD	TBD	Met	N/A
2009	Below Average	Average	N/A	N/A	Met	R-DELAY
2008	At-Risk	At-Risk	N/A	N/A	Not Met	R

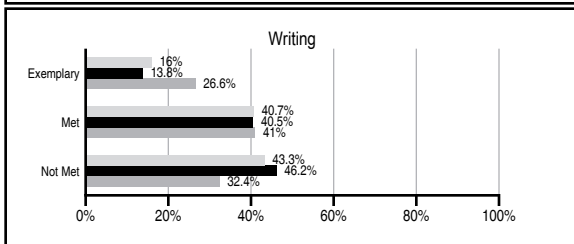
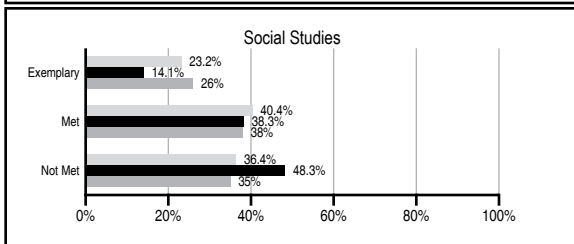
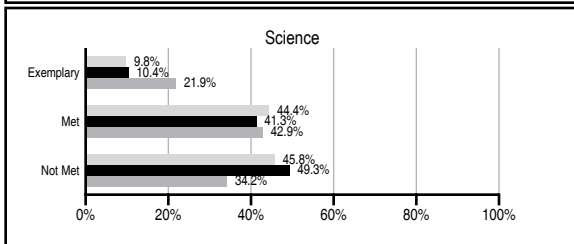
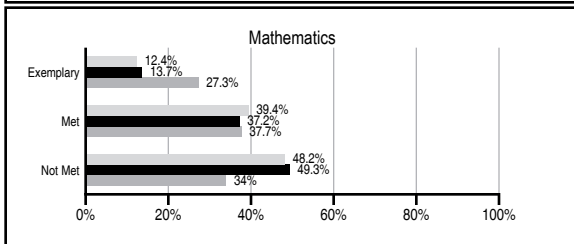
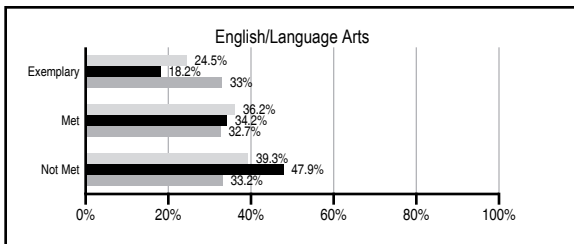
ABSOLUTE RATINGS OF MIDDLE SCHOOLS WITH STUDENTS LIKE OURS*

EXCELLENT	GOOD	AVERAGE	BELOW AVERAGE	AT-RISK
0	0	14	31	13

*Ratings are calculated with data available by 03/09/2011. Schools with Students Like Ours are Middle Schools with Poverty Indices of no more than 5% above or below the index for this school.




PASS PERFORMANCE

Our School
 Middle Schools with Students Like Ours
 Middle schools statewide



NAEP PERFORMANCE*

* Performance reported for SC and nation, data not available at school level. Percentages at NAEP Achievement Levels.



END OF COURSE TESTS - 2010

% of students scoring 70 or above on:	Our Middle School	Middle Schools with Students Like Ours
Algebra 1/Math for the Technologies 2	80.0	90.5
English 1	N/A	86.5
Physical Science	N/A	57.5
US History and the Constitution	N/A	N/A
All Subjects	80.0	88.2

SC PERFORMANCE GOAL

2010 Goal:
By 2010, SC's student achievement will be ranked in the top half of the states nationally. To achieve this goal, we must become one of the fastest improving systems in the country.

2020 Vision:
By 2020 all students will graduate with the knowledge and skills necessary to compete successfully in the global economy, participate in a democratic society and contribute positively as members of families and communities.

Abbreviations Key

N/A Not Applicable N/AV Not Available N/C Not Collected N/R Not Reported I/S Insufficient Sample TBD To be determined
 NI Newly Identified CSI Continuing School Improvement CA Corrective Action RP Plan to Restructure R Restructure DELAY School Improvement Status HOLD School Improvement Status

HAUT GAP MIDDLE [Charleston]

SCHOOL PROFILE

	Our School	Change from Last Year	Middle Schools with Students Like Ours	Median Middle School
Students (n=253)				
Students enrolled in high school credit courses (grades 7 & 8)	37.3%	Down from 40.4%	13.2%	24.2%
Retention rate	0.0%	Down from 2.3%	1.1%	0.7%
Attendance rate	95.0%	Down from 95.5%	95.3%	95.9%
Eligible for gifted and talented	13.7%	Up from 6.3%	7.8%	16.4%
With disabilities other than speech	9.8%	Down from 12.2%	14.5%	12.0%
Older than usual for grade	2.8%	Down from 3.9%	4.7%	2.2%
Out-of-school suspensions or expulsions for violent and/or criminal offenses	5.9%	Up from 2.4%	0.6%	0.5%
Annual dropout rate	0.0%	No Change	0.0%	0.0%
Teachers (n=27)				
Teachers with advanced degrees	66.7%	Up from 54.2%	58.3%	58.5%
Continuing contract teachers	70.4%	Up from 54.2%	68.6%	80.0%
Teachers with emergency or provisional certificates	12.5%	Down from 17.4%	11.8%	4.0%
Teachers returning from previous year	87.3%	Up from 77.1%	78.3%	84.6%
Teacher attendance rate	96.3%	Up from 95.3%	95.7%	95.4%
Average teacher salary*	\$44,459	Up 3.6%	\$44,459	\$46,561
Classes not taught by highly qualified teachers	4.9%	Up from 3.5%	4.7%	1.3%
Professional development days/teacher	9.5 days	Up from 7.2 days	10.9 days	10.2 days
School				
Principal's years at school	3.0	Up from 2.0	3.0	4.0
Student-teacher ratio in core subjects	17.6 to 1	Up from 16.7 to 1	18.4 to 1	21.1 to 1
Prime instructional time	90.9%	Up from 90.4%	89.8%	90.4%
Opportunities in the arts	Excellent	Up from Good	Good	Good
SACS accreditation	No	No Change	Yes	Yes
Parents attending conferences	99.7%	Up from 81.7%	95.1%	98.1%
Character development program	Excellent	No Change	Good	Good
Dollars spent per pupil**	\$11,478	Down 4.2%	\$9,682	\$7,802
Percent of expenditures for instruction**	59.7%	Up from 58.5%	60.5%	63.8%
Percent of expenditures for teacher salaries**	55.5%	Up from 51.6%	56.0%	60.0%
% of AYP objectives met	100.0%	No Change	90.1%	92.3%

* Length of contract = 185+ days.

** Prior year audited financial data available.

EVALUATION RESULTS

	Teachers	Students*	Parents*
Number of surveys returned	24	58	22
Percent satisfied with learning environment	95.8%	78.9%	86.4%
Percent satisfied with social and physical environment	87.0%	85.7%	68.2%
Percent satisfied with school-home relations	83.3%	91.1%	81.8%

*Only students at the highest middle school grade level at this school and their parents were included.

REPORT OF PRINCIPAL AND SCHOOL IMPROVEMENT COUNCIL

Haut Gap Middle School has experienced an exciting year as we moved into a beautiful, state-of-the-art building and went on to complete the inaugural year of our advanced studies magnet program. Our Title I school of over 250 students is located in the rapidly growing, rural community of John's Island. In a caring and safe atmosphere, teachers are challenged to inspire and instill a love of learning, as well as to provide a rigorous academic program that meets the needs of all learners. Progress was evidenced as Haut Gap advanced to an average growth rating from at-risk and attained a below-average absolute rating from at-risk. Data obtained from PASS scores, MAP reports, classroom observations, and analysis of student work reflected a need for differentiated instruction in addition to targeted instruction to increase student achievement. Reading and math were given priority. Voyager Reading and Voyager Math were instituted to meet the needs of students scoring in the 25th to 50th percentile on the MAP tests for reading and math. Daily fifty-minute small group reading classes were provided for all students utilizing high-interest adolescent literature. Students scoring below the 25th percentile participated in the Language program and Trans-math. In addition, Marzano's strategies for developing vocabulary were taught daily to all students in every content area. To further meet the needs of all learners, ELA and math teachers provided weekly after-school tutoring sessions. Math initiatives included vertical planning sessions, cross grade level instruction, and RIT band instruction in the classroom. Technology played an integral part of the learning environment with Smart boards and student response systems being utilized in all classrooms to enrich and motivate. All teachers participated in the New Literacies course taught and sponsored by the College of Charleston. Our many partners have worked to strengthen and expand our academic program at ASM-HG. Our alliance with the Environmental Immersion Program served to continue to connect context throughout all content areas, while the AVID program worked to support student academic growth for those students needing additional assistance. Through Communities In Schools neighborhood partners, such as Sidewalk Chalk and Kiawah, tutors have successfully assisted students in magnet and regular classes. In addition, community partners have sponsored field investigations and activities to build background knowledge.

The Advanced Studies Magnet-Haut Gap became a partial magnet in 2009-2010 when it inducted its beginning sixth grade class. The magnet program offered an exciting range of honors levels courses and electives to sixth graders the first year. Each year hereafter, a grade level will be added. In addition, in 2010-2011, a fifth grade magnet will be available to area students in an effort to better prepare fifth graders for the upper grade-level challenging, magnet program. To further meet the needs of all students, a Sixth Grade Academy will be focusing on providing differentiated, strategic instruction to students experiencing below grade-level achievement.

Paul H. Padron, Principal
Olivia Burch, SIC Chairperson

Comprehensive detail, including definitions of ratings, performance criteria, and explanations of status, is available on www.ed.sc.gov and www.eoc.sc.gov as well as school and school district websites.

Printed versions are available from school districts upon request.

Abbreviations Key

N/A Not Applicable N/AV Not Available N/C Not Collected N/R Not Reported I/S Insufficient Sample TBD To be determined

NI Newly Identified CSI Continuing School Improvement CA Corrective Action RP Plan to Restructure R Restructure DELAY School Improvement Status HOLD School Improvement Status