



SC Annual School Report Card Summary

LINCOLN HIGH
Charleston
Grades: 7-12 Enrollment: 181
Principal: Dr. Yvonne Commodore
Superintendent: Dr. Nancy J. McGinley
Board Chair: Mrs. Ruth Jordan

PERFORMANCE

Comprehensive detail, including definitions of ratings, performance criteria, and explanations of status, is available on www.ed.sc.gov and www.eoc.sc.gov as well as school and school district websites. Printed versions are available from school districts upon request.

| YEAR | ABSOLUTE RATING | GROWTH RATING | PALMETTO GOLD AND SILVER AWARD | | AYP STATUS | NCLB IMPROVEMENT STATUS |
|------|-----------------|---------------|--------------------------------|-----------------|------------|-------------------------|
| | | | General Performance | Closing the Gap | | |
| 2010 | Below Average | Average | TBD | TBD | Not Met | NI |
| 2009 | N/A | N/A | N/A | N/A | Not Met | N/A |
| 2008 | N/A | N/A | N/A | Gold | Met | N/A |

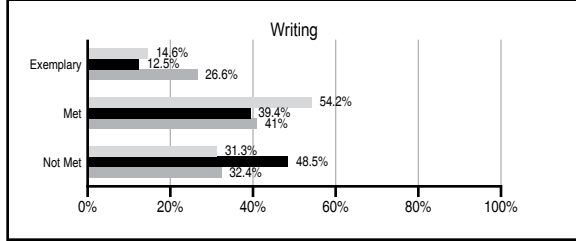
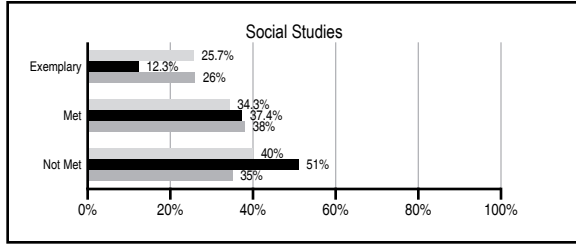
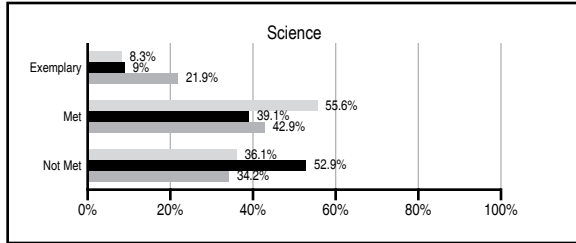
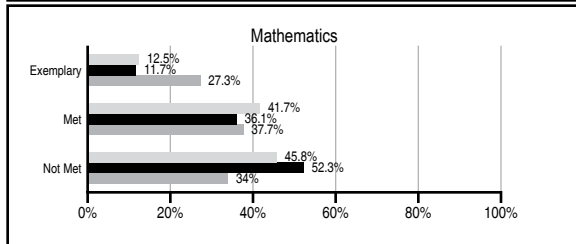
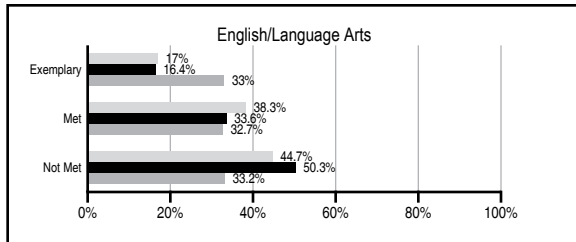
ABSOLUTE RATINGS OF MIDDLE SCHOOLS WITH STUDENTS LIKE OURS*

| EXCELLENT | GOOD | AVERAGE | BELOW AVERAGE | AT-RISK |
|-----------|------|---------|---------------|---------|
| 0 | 0 | 11 | 32 | 24 |

* Ratings are calculated with data available by 03/09/2011. Schools with Students Like Ours are Middle Schools with Poverty Indices of no more than 5% above or below the index for this school.




PASS PERFORMANCE

Our School Middle Schools with Students Like Ours Middle schools statewide



NAEP PERFORMANCE*

* Performance reported for SC and nation, data not available at school level. Percentages at NAEP Achievement Levels.



END OF COURSE TESTS - 2010

| % of students scoring 70 or above on: | Our Middle School | Middle Schools with Students Like Ours |
|---------------------------------------|-------------------|--|
| Algebra 1/Math for the Technologies 2 | 100.0 | 88.7 |
| English 1 | N/A | 86.6 |
| Physical Science | N/A | 42.1 |
| US History and the Constitution | N/A | N/A |
| All Subjects | 100.0 | 87.0 |

SC PERFORMANCE GOAL

2010 Goal:
By 2010, SC's student achievement will be ranked in the top half of the states nationally. To achieve this goal, we must become one of the fastest improving systems in the country.

2020 Vision:
By 2020 all students will graduate with the knowledge and skills necessary to compete successfully in the global economy, participate in a democratic society and contribute positively as members of families and communities.

Abbreviations Key

N/A Not Applicable N/AV Not Available N/C Not Collected N/R Not Reported I/S Insufficient Sample TBD To be determined
 NI Newly Identified CSI Continuing School Improvement CA Corrective Action RP Plan to Restructure R Restructure DELAY School Improvement Status HOLD School Improvement Status

LINCOLN HIGH [Charleston]

SCHOOL PROFILE

| | Our School | Change from Last Year | Middle Schools with Students Like Ours | Median Middle School |
|--|------------|-----------------------|--|----------------------|
| Students (n=181) | | | | |
| Students enrolled in high school credit courses (grades 7 & 8) | 36.2% | N/R | 13.7% | 24.2% |
| Retention rate | 5.3% | N/A | 1.0% | 0.7% |
| Attendance rate | 93.6% | N/A | 95.4% | 95.9% |
| Eligible for gifted and talented | 0.0% | N/A | 5.9% | 16.4% |
| With disabilities other than speech | 15.3% | N/A | 14.5% | 12.0% |
| Older than usual for grade | 14.9% | N/A | 4.8% | 2.2% |
| Out-of-school suspensions or expulsions for violent and/or criminal offenses | 21.0% | N/R | 0.3% | 0.5% |
| Annual dropout rate | N/A | N/A | 0.0% | 0.0% |
| Teachers (n=32) | | | | |
| Teachers with advanced degrees | 50.0% | N/A | 58.3% | 58.5% |
| Continuing contract teachers | 56.3% | N/A | 68.4% | 80.0% |
| Teachers with emergency or provisional certificates | 25.9% | N/A | 11.1% | 4.0% |
| Teachers returning from previous year | 78.0% | N/A | 78.0% | 84.6% |
| Teacher attendance rate | 98.4% | N/R | 95.6% | 95.4% |
| Average teacher salary* | \$43,082 | I/S | \$44,664 | \$46,561 |
| Classes not taught by highly qualified teachers | 8.8% | N/A | 5.9% | 1.3% |
| Professional development days/teacher | 7.2 days | N/R | 10.6 days | 10.2 days |
| School | | | | |
| Principal's years at school | 1.0 | N/R | 3.0 | 4.0 |
| Student-teacher ratio in core subjects | 10.9 to 1 | N/R | 17.7 to 1 | 21.1 to 1 |
| Prime instructional time | 91.9% | N/R | 90.0% | 90.4% |
| Opportunities in the arts | Poor | N/R | Good | Good |
| SACS accreditation | Yes | N/R | Yes | Yes |
| Parents attending conferences | 97.7% | N/R | 95.7% | 98.1% |
| Character development program | Good | N/R | Good | Good |
| Dollars spent per pupil** | \$18,740 | N/A | \$10,026 | \$7,802 |
| Percent of expenditures for instruction** | 56.0% | N/A | 60.4% | 63.8% |
| Percent of expenditures for teacher salaries** | 51.2% | N/A | 55.9% | 60.0% |
| % of AYP objectives met | 92.3% | | 88.2% | 92.3% |

* Length of contract = 185+ days.

** Prior year audited financial data available.

EVALUATION RESULTS

| | Teachers | Students* | Parents* |
|--|----------|-----------|----------|
| Number of surveys returned | N/A | N/A | N/A |
| Percent satisfied with learning environment | N/A | N/A | N/A |
| Percent satisfied with social and physical environment | N/A | N/A | N/A |
| Percent satisfied with school-home relations | N/A | N/A | N/A |

*Only students at the highest middle school grade level at this school and their parents were included.

Comprehensive detail, including definitions of ratings, performance criteria, and explanations of status, is available on www.ed.sc.gov and www.eoc.sc.gov as well as school and school district websites.

Printed versions are available from school districts upon request.

REPORT OF PRINCIPAL AND SCHOOL IMPROVEMENT COUNCIL

Lincoln Middle High School completed the 2009-2010 school year with many successes and with significant challenges. Perhaps our biggest success in 2009-2010 was being named a Banner School for teaching behavioral expectations and rewarding students; additionally, we received an award from the Charleston County School District for successfully implementing the Start on Time Program. This reinforces our goal to provide a school climate and culture that promotes student learning. Recently, our school unveiled a 200 foot mural in collaboration with local professional artists and community sponsors. The idea was to express the heritage of our school culture within the local regional culture of our lowcountry rural community in hopes of brining an extended visual to our very talented artists. We were successful in increasing parent involvement, community and business partnerships, and expansion of our career and technology programs. MAP, EOC, and HSAP data revealed that we are making gains. With literacy being one of our key focuses, Lincoln Middle-High School teachers designed instruction and utilized strategies encouraging research and creativity. This was in the form of Projects and Research Papers. All subject areas required students to carry out research and analyze results. Many departments, such as Mathematics, Science, and the Arts, also had a (major) culminating project. These teaching strategies were developed to reflect the latest course standards and were monitored and adjusted as needed. Additionally, Lincoln collaborated with the local elementary school to provide reading encouragement through our Read Across America reach out and the Summer Reading Program, in which some of the elementary students were given books.

Instructionally, the High Schools That Work/Making Middle Grades Work model drives LMHS as we strive to close the achievement gap and reach academic goals. We encourage all students to graduate with at least one career major. The restructuring of our ninth-grade academy allows us to include yearlong classes in English I and Algebra I for students who need extra support. In order to increase our graduation rate and address our at-risk students' other needs, we implemented an afterschool program twice weekly on Tuesdays and Thursdays. We also utilized the APEX online academic assistance program to support mastery of standards for all students in addition to providing initial-credit and credit-recovery opportunities. An Advisor period was also implemented. All classrooms are equipped with SMART Board interactive whiteboards to improve classroom performance.

Although LMHS has achieved much, we face challenges as well. We strive to increase our graduation rate, standardized test scores, and increase our attendance rate. The administration, faculty, staff, students, parents, and community are actively working together to create a professional learning community where students are learning to excel and compete in the global economy.

Dr. Yvonne Commodore, Principal
Mrs. Tiffany Jenkins, Chairperson, School Improvement Council

Abbreviations Key

N/A Not Applicable N/AV Not Available N/C Not Collected N/R Not Reported I/S Insufficient Sample TBD To be determined

NI Newly Identified CSI Continuing School Improvement CA Corrective Action RP Plan to Restructure R Restructure DELAY School Improvement Status HOLD School Improvement Status