



# SC Annual School Report Card Summary

**BELTON MIDDLE**  
**Anderson 2**  
**Grades: 6-8** Enrollment: 459  
**Principal: Adrienne Davenport**  
**Superintendent: Mr. Thomas T. Chapman**  
**Board Chair: Mrs. Brenda Cooley**

## PERFORMANCE

Comprehensive detail, including definitions of ratings, performance criteria, and explanations of status, is available on [www.ed.sc.gov](http://www.ed.sc.gov) and [www.eoc.sc.gov](http://www.eoc.sc.gov) as well as school and school district websites. Printed versions are available from school districts upon request.

YEAR	ABSOLUTE RATING	GROWTH RATING	PALMETTO GOLD AND SILVER AWARD		AYP STATUS	NCLB IMPROVEMENT STATUS
			General Performance	Closing the Gap		
2010	Excellent	Excellent	TBD	TBD	Met	N/A
2009	Good	Good	Silver	N/A	Not Met	N/A
2008	Average	Below Average	N/A	N/A	Not Met	N/A

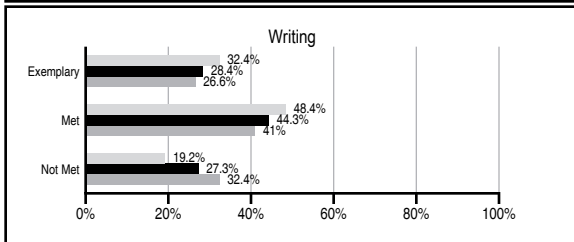
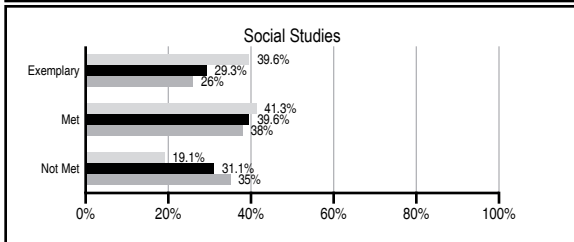
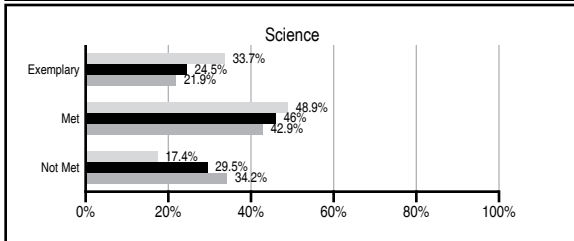
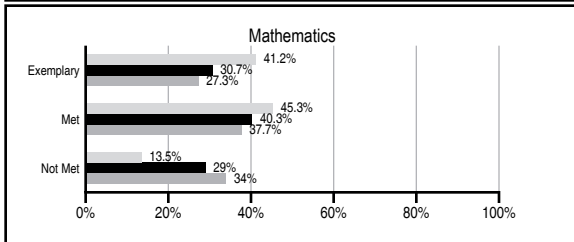
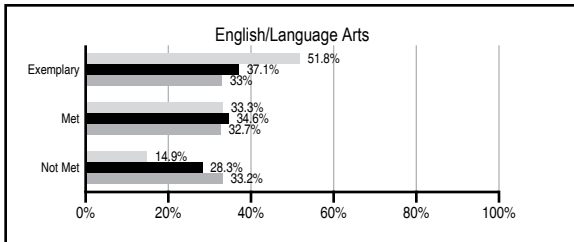
## ABSOLUTE RATINGS OF MIDDLE SCHOOLS WITH STUDENTS LIKE OURS\*

EXCELLENT	GOOD	AVERAGE	BELOW AVERAGE	AT-RISK
2	12	42	0	0

\* Ratings are calculated with data available by 03/09/2011. Schools with Students Like Ours are Middle Schools with Poverty Indices of no more than 5% above or below the index for this school.




## PASS PERFORMANCE

Our School
  Middle Schools with Students Like Ours
  Middle schools statewide



## NAEP PERFORMANCE\*

\* Performance reported for SC and nation, data not available at school level. Percentages at NAEP Achievement Levels.



## END OF COURSE TESTS - 2010

% of students scoring 70 or above on:	Our Middle School	Middle Schools with Students Like Ours
Algebra 1/Math for the Technologies 2	100.0	96.7
English 1	100.0	97.4
Physical Science	N/A	44.2
US History and the Constitution	N/A	N/A
All Subjects	100.0	96.6

## SC PERFORMANCE GOAL

**2010 Goal:**  
 By 2010, SC's student achievement will be ranked in the top half of the states nationally. To achieve this goal, we must become one of the fastest improving systems in the country.

**2020 Vision:**  
 By 2020 all students will graduate with the knowledge and skills necessary to compete successfully in the global economy, participate in a democratic society and contribute positively as members of families and communities.

### Abbreviations Key

N/A Not Applicable N/AV Not Available N/C Not Collected N/R Not Reported I/S Insufficient Sample TBD To be determined  
 NI Newly Identified CSI Continuing School Improvement CA Corrective Action RP Plan to Restructure R Restructure DELAY School Improvement Status HOLD School Improvement Status

# BELTON MIDDLE [Anderson 2]

## SCHOOL PROFILE

	Our School	Change from Last Year	Middle Schools with Students Like Ours	Median Middle School
<b>Students (n=459)</b>				
Students enrolled in high school credit courses (grades 7 & 8)	13.3%	Down from 15.4%	27.3%	24.2%
Retention rate	2.2%	Up from 1.3%	0.7%	0.7%
Attendance rate	96.1%	Up from 96.0%	95.9%	95.9%
Eligible for gifted and talented	31.5%	Up from 21.5%	18.7%	16.4%
With disabilities other than speech	13.5%	Down from 15.4%	12.1%	12.0%
Older than usual for grade	4.1%	Up from 3.4%	2.1%	2.2%
Out-of-school suspensions or expulsions for violent and/or criminal offenses	2.4%	Up from 1.7%	0.9%	0.5%
Annual dropout rate	0.0%	No Change	0.0%	0.0%
<b>Teachers (n=29)</b>				
Teachers with advanced degrees	58.6%	Up from 58.1%	61.5%	58.5%
Continuing contract teachers	93.1%	Down from 96.8%	84.6%	80.0%
Teachers with emergency or provisional certificates	0.0%	No Change	2.9%	4.0%
Teachers returning from previous year	87.9%	Down from 90.1%	85.7%	84.6%
Teacher attendance rate	96.4%	Down from 96.8%	95.5%	95.4%
Average teacher salary*	\$48,552	Down 0.3%	\$47,447	\$46,561
Classes not taught by highly qualified teachers	0.0%	No Change	0.0%	1.3%
Professional development days/teacher	10.8 days	Down from 18.2 days	10.3 days	10.2 days
<b>School</b>				
Principal's years at school	6.0	Up from 5.0	4.0	4.0
Student-teacher ratio in core subjects	21.9 to 1	Down from 22.0 to 1	21.9 to 1	21.1 to 1
Prime instructional time	90.4%	Down from 90.6%	90.5%	90.4%
Opportunities in the arts	Good	No Change	Good	Good
SACS accreditation	Yes	No Change	Yes	Yes
Parents attending conferences	98.9%	Up from 98.5%	98.5%	98.1%
Character development program	Excellent	No Change	Good	Good
Dollars spent per pupil**	\$7,457	Up 2.9%	\$7,527	\$7,802
Percent of expenditures for instruction**	69.7%	Up from 69.0%	63.9%	63.8%
Percent of expenditures for teacher salaries**	66.3%	Up from 57.7%	60.5%	60.0%
% of AYP objectives met	100.0%	Up from 95.2%	93.1%	92.3%

\* Length of contract = 185+ days.

\*\* Prior year audited financial data available.

## EVALUATION RESULTS

	Teachers	Students*	Parents*
Number of surveys returned	28	148	119
Percent satisfied with learning environment	100.0%	81.8%	82.1%
Percent satisfied with social and physical environment	100.0%	80.4%	74.8%
Percent satisfied with school-home relations	100.0%	88.5%	69.0%

\*Only students at the highest middle school grade level at this school and their parents were included.

## REPORT OF PRINCIPAL AND SCHOOL IMPROVEMENT COUNCIL

Belton Middle School, the students, the parents, and the community are dedicated to sustaining an environment that promotes student achievement, encourages compassion and civility, affirms responsibility, and cultivates character and integrity while embracing individuality.

All students at Belton Middle School are expected to meet high standards of rigor. This is achieved by offering programs and practices that meet the ideals proposed by the South Carolina Schools to Watch Program and the National Forum to Accelerate Middle Grades in the areas of Academic Excellence, Social Equity, Developmental Responsiveness, and Organizational Structure.

Belton Middle School does many things to ensure students' equal access to quality education and providing all students with highly qualified teachers, resources, learning opportunities, and support programs. Having a common vision, which emphasizes student success and achievement, is the basis for all the efforts of school improvement. Belton Middle School is dedicated to organizational structures and processes which are designed "for the good of the children." The school holds itself accountable to providing the best educational opportunities for all students. Our school motto is Positive Expectations for Achievement, Character, and Environment (PEACE).

### 2009-2010 Highlights:

- Palmetto Silver Award Winner for Academic Achievement
- PBIS Exemplar State Award Winner
- Service Learning Activities: Hoops for Heart-American Heart Association, Hoops for Haiti-American Red Cross, Foothills Alliance
- National School of Caring
- District Winner (8th): State Superintendent's Writing Award
- PBIS Lunch of Champions
- AdvancEd Grant for the Gateway to Technology Program
- Music Ideal Performance at the Southeastern Regional Music Conference in Charleston
- Excellent Rating at the State Band Competition
- Superior Ratings for Music Ideals and Band at the Carowinds Music Program Competitions
- Field Studies to Washington DC, Disney World Y.E.S. Programs, Atlanta, Chimney Rock, and The Peace Center
- 6th Grade Pi Day featured on Dale's School Salute

Margaret H. Spivey, Principal  
Emily Peebles, S.I.C. Chairman

Comprehensive detail, including definitions of ratings, performance criteria, and explanations of status, is available on [www.ed.sc.gov](http://www.ed.sc.gov) and [www.eoc.sc.gov](http://www.eoc.sc.gov) as well as school and school district websites.

Printed versions are available from school districts upon request.

### Abbreviations Key

N/A Not Applicable N/AV Not Available N/C Not Collected N/R Not Reported I/S Insufficient Sample TBD To be determined

NI Newly Identified CSI Continuing School Improvement CA Corrective Action RP Plan to Restructure R Restructure DELAY School Improvement Status HOLD School Improvement Status